

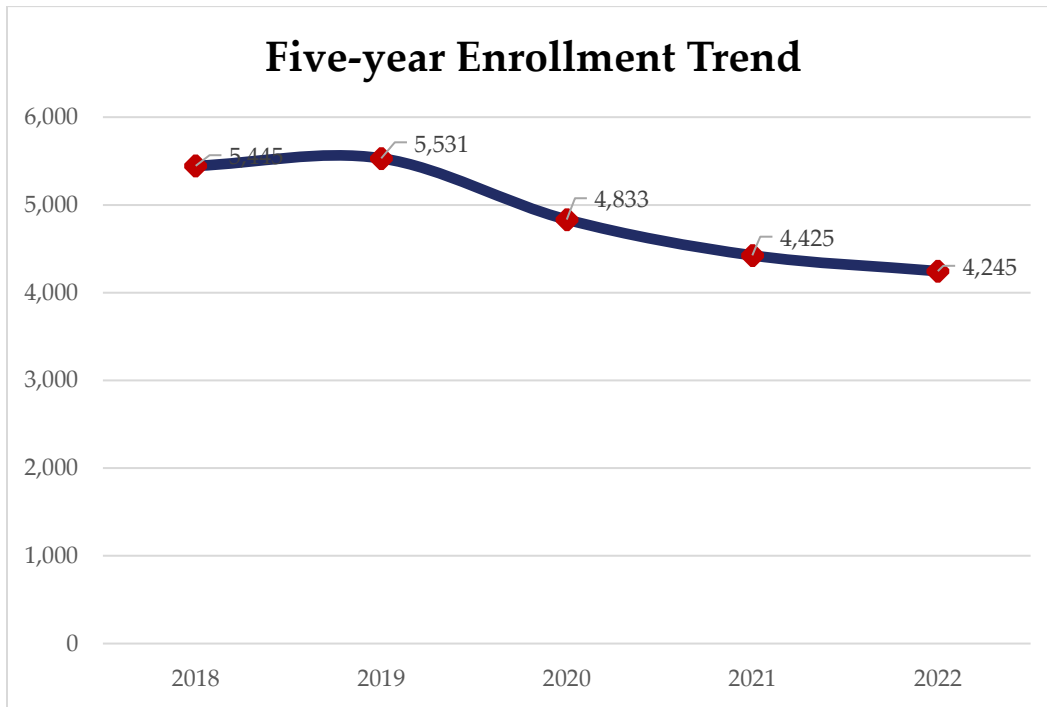
UNIVERSITY OF ARKANSAS
PULASKI TECH

Fall 2022
Enrollment Report

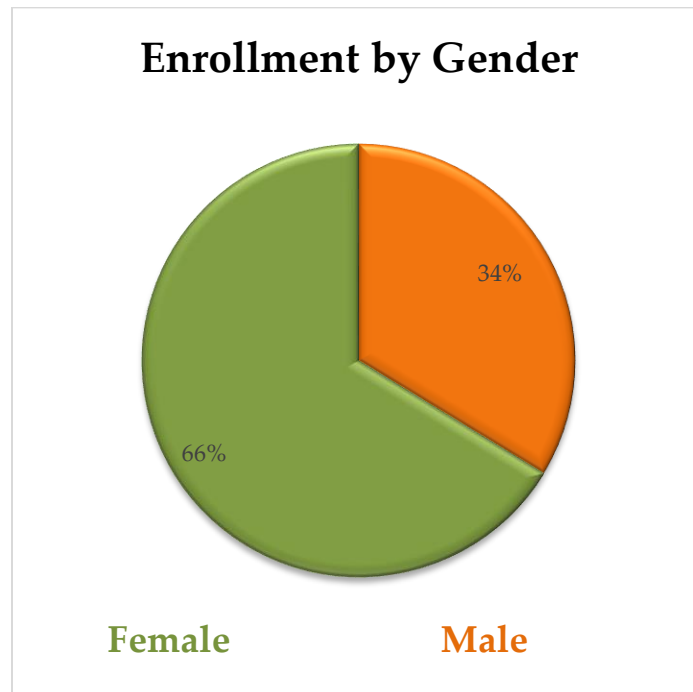


Credit Enrollment: 4,245
 Total Semester Credit Hours (SSCH): 44,142
 Full Time Equivalency (FTE): 2,943

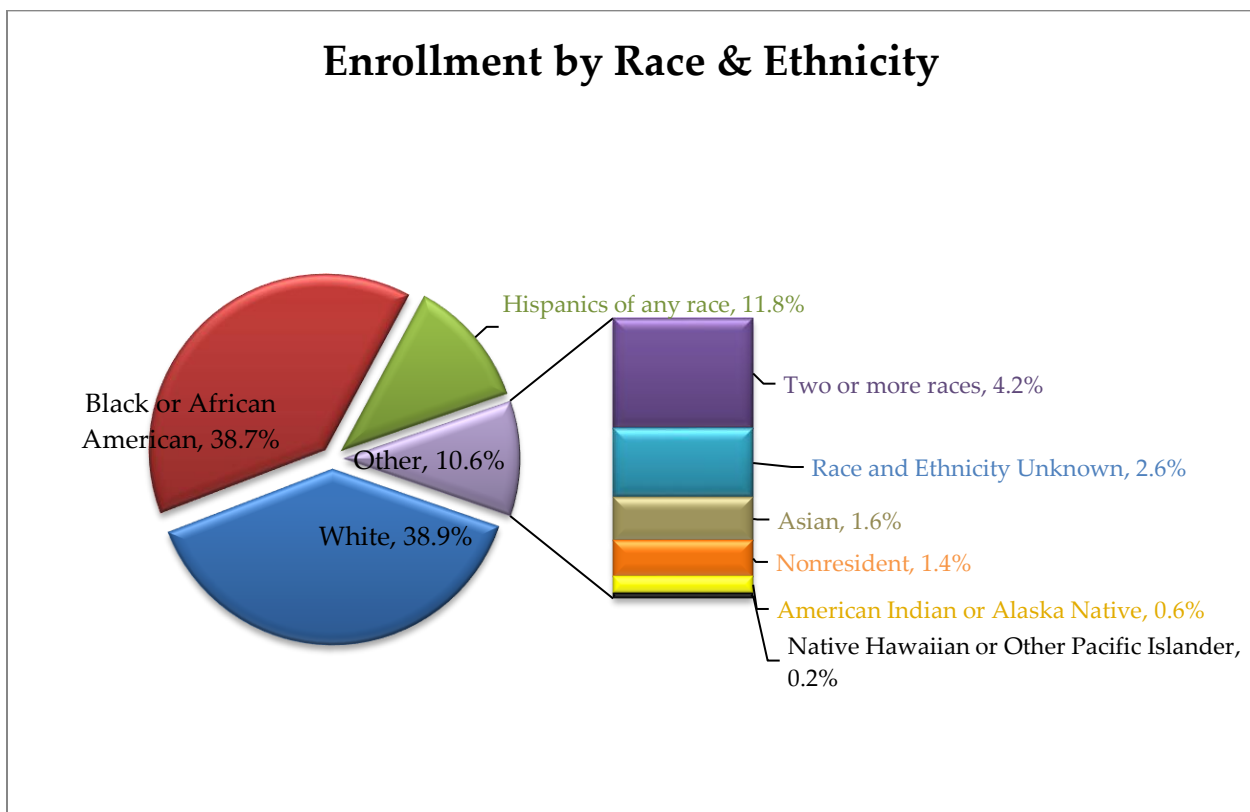
Enrollment and SSCH Changes						
	2018	2019	2020	2021	2022	1-YR Change
Enrollment	5,445	5,531	4,833	4,425	4,245	-4.1%
FTE	3,591	3,685	3,319	3,077	2,943	-4.4%
SSCH	53,866	55,273	49,790	46,159	44,142	-4.4%

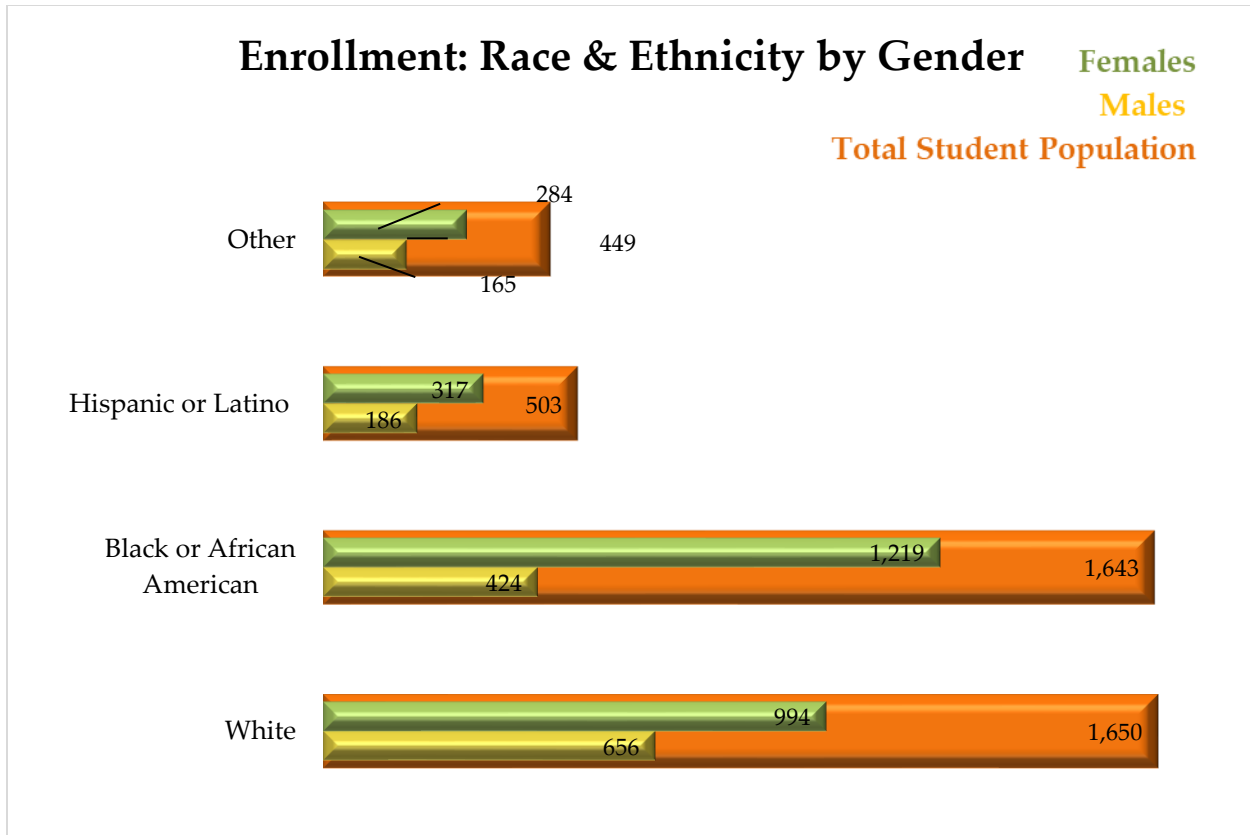


Enrollment by Gender											
Gender	2018	%	2019	%	2020	%	2021	%	2022	%	1-YR Change
Male	1,929	35%	2,015	36%	1,653	34%	1,474	33%	1,431	34%	-2.92%
Female	3,516	65%	3,516	64%	3,180	66%	2,951	67%	2,814	66%	-4.64%
Total	5,445	100%	5,531	100%	4,833	100%	4,425	100%	4,245	100%	-4.07%



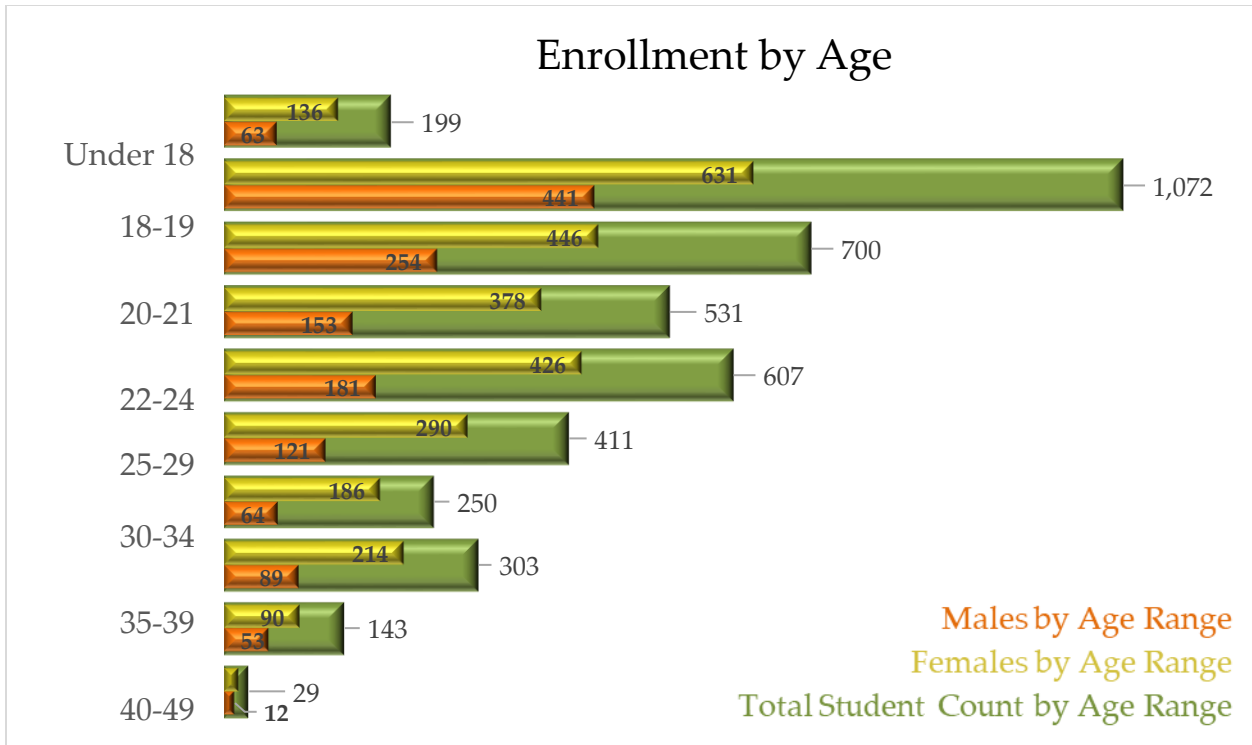
Enrollment by Race & Ethnicity								
Race/Ethnicity	2017	2018	2019	2020	2021	2022	1-YR Change	5-YR Change
Black	2,450	2,207	2,218	1,883	1,698	1,643	-3.2%	-32.9%
White	2,640	2,393	2,580	2,108	1,843	1,650	-10.5%	-37.5%
Hispanic or Latino	413	210	142	236	339	503	48.4%	21.8%
Other	535	635	591	606	545	449	-17.6%	-16.1%
Total	6,038	5,445	5,531	4,833	4,425	4,245	-4.1%	-29.7%





Average Age: 26

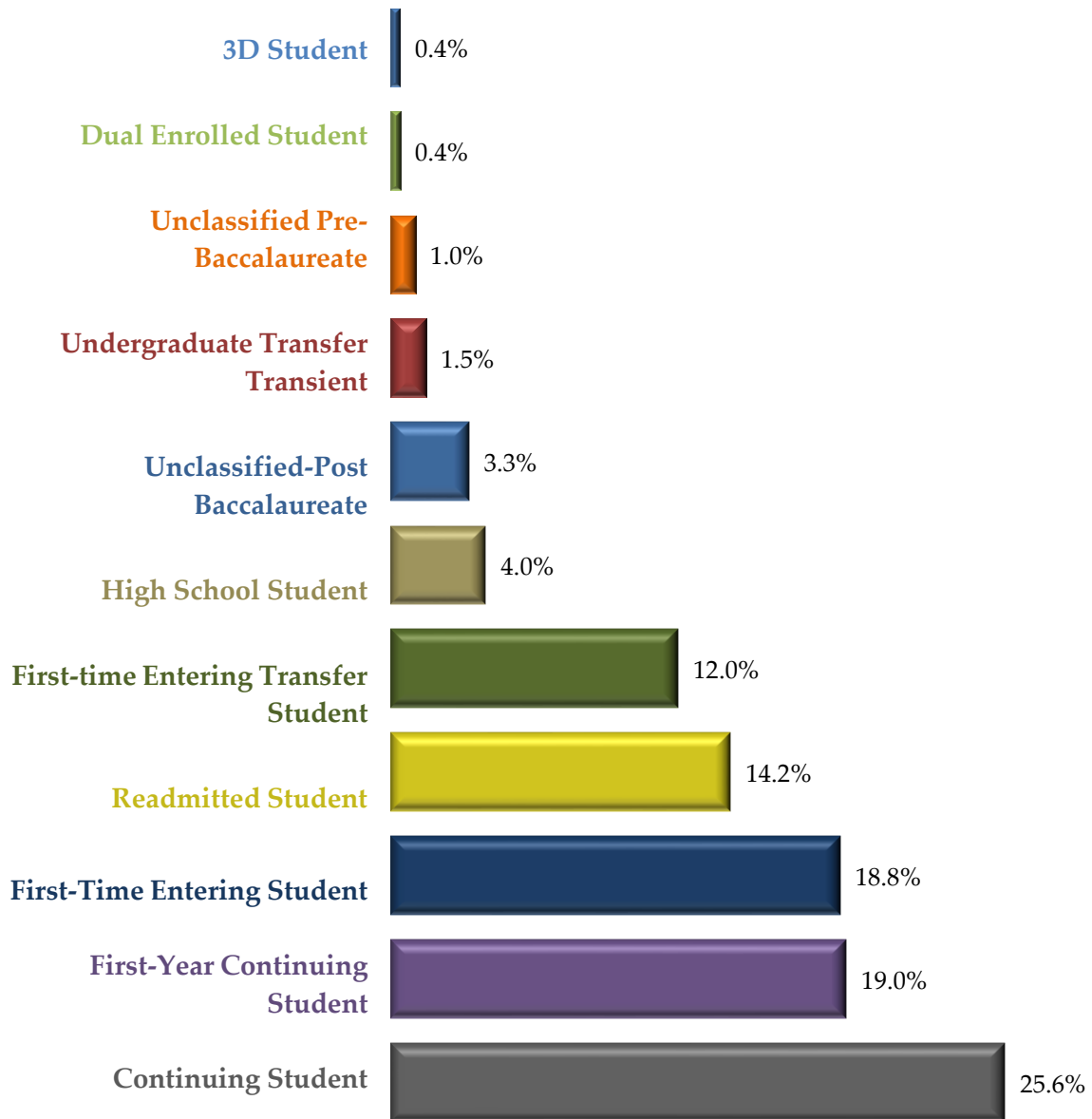
Enrollment by Age Range									
Age Range	Male			Female			Overall Total		
	2021	2022	1-YR Change	2021	2022	1-YR Change	2021	2022	1-YR Change
Under 18	51	63	23.5%	126	136	7.9%	177	199	12.4%
18-19 years of age	485	441	-9.1%	698	631	-9.6%	1,183	1,072	-9.4%
20-21 years of age	246	254	3.3%	433	446	3.0%	679	700	3.1%
22-24 years of age	178	153	-14.0%	391	378	-3.3%	569	531	-6.7%
25-29 years of age	187	181	-3.2%	485	426	-12.2%	672	607	-9.7%
30-34 years of age	117	121	3.4%	284	290	2.1%	401	411	2.5%
35-39 years of age	76	64	-15.8%	206	186	-9.7%	282	250	-11.3%
40-49 years of age	93	89	-4.3%	211	214	1.4%	304	303	-0.3%
50-64 years of age	30	53	76.7%	102	90	-11.8%	132	143	8.3%
65 and over	11	12	9.1%	15	17	13.3%	26	29	11.5%
Total	1,474	1,431	-2.9%	2,951	2,814	-4.6%	4,425	4,245	-4.1%



5 Year Trend: Enrollment Status Changes

Enroll Status	2018		2019		2020		2021		2022			
	Total	%	Total	%	Total	%	Total	%	Male	Female	Total	%
First-Time Entering	840	15%	1,090	20%	940	19%	923	21%	322	474	796	19%
First-Year Continuing	961	18%	984	18%	1,489	31%	928	21%	243	564	807	19%
First-Time Entering Transfer	580	11%	504	9%	354	7%	384	9%	179	330	509	12%
Continuing Student	1,324	24%	1,260	23%	1,007	21%	1,290	29%	373	715	1,088	26%
Readmitted Student	914	17%	676	12%	388	8%	440	10%	159	443	602	14%
Unclassified Pre-Baccalaureate	42	1%	120	2%	155	3%	107	2%	15	28	43	1%
Unclassified-Post Baccalaureate	115	2%	150	3%	135	3%	128	3%	42	96	138	3%
High School Student	562	10%	609	11%	312	6%	124	3%	60	108	168	4%
Undergraduate Transfer Transient	107	2%	138	2%	53	1%	62	1%	19	43	62	1%
Dual Enrolled Student							25		6	10	16	0%
3D Student							14		13	3	16	0%
Totals	5,445	100%	5,531	100%	4,833	100%	4,425	100%	1431	2,814	4,245	100%

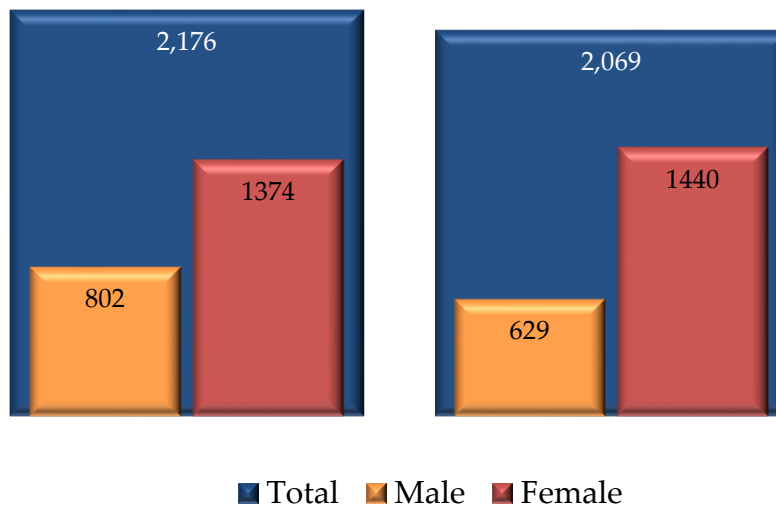
Student Count by Enrollment Status



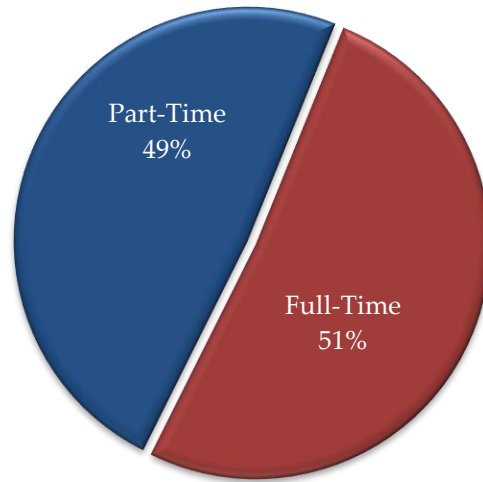
Enrollment by Gender and Attendance Status Changes

Enrollment Status	Male						Female					
	2018	2019	2020	2021	2022	1-YR Change	2018	2019	2020	2021	2022	1-YR Change
Full-Time	996	1,048	908	848	802	-5%	1,516	1,563	1,537	1,464	1,374	-6%
Part-Time	933	967	745	626	629	0%	2,000	1,953	1,643	1,487	1,440	-3%
Totals	1,929	2,015	1,653	1,474	1,431	-3%	3,516	3,516	3,180	2,951	2,814	-5%

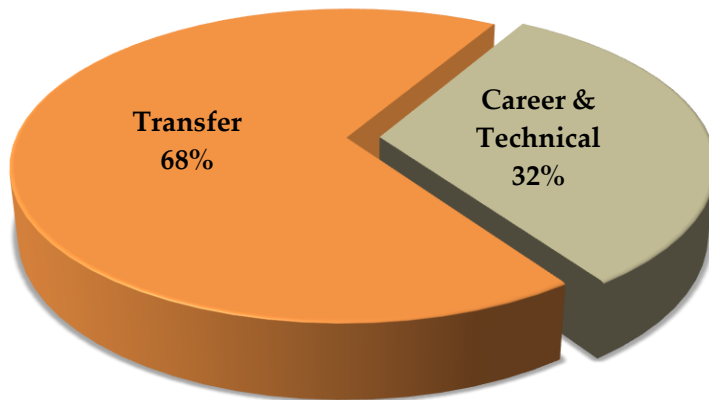
Attendance Status by Gender



Attendance Status

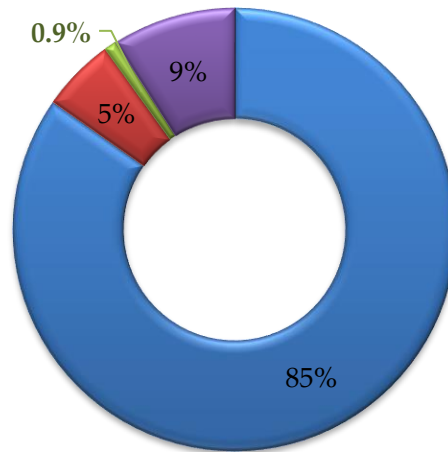


Enrollment by Degree Type



Enrollment by Degree Level					
Degree Level	2021	%	2022	%	1-YR Change
Associate Degree	3,836	87%	3,597	85%	-6%
Technical Certificate	263	6%	227	5%	-14%
Certificate of Proficiency	17	0.4%	39	0.9%	129%
Non-Degree	309	7%	382	9%	24%
Total	4,425	100%	4,245	100%	-4%

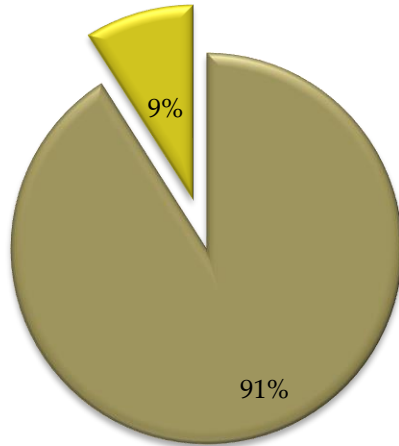
Degree Level



Associate Degree
 Technical Certificate
 Certificate of Proficiency
 Non-Degree Seeking

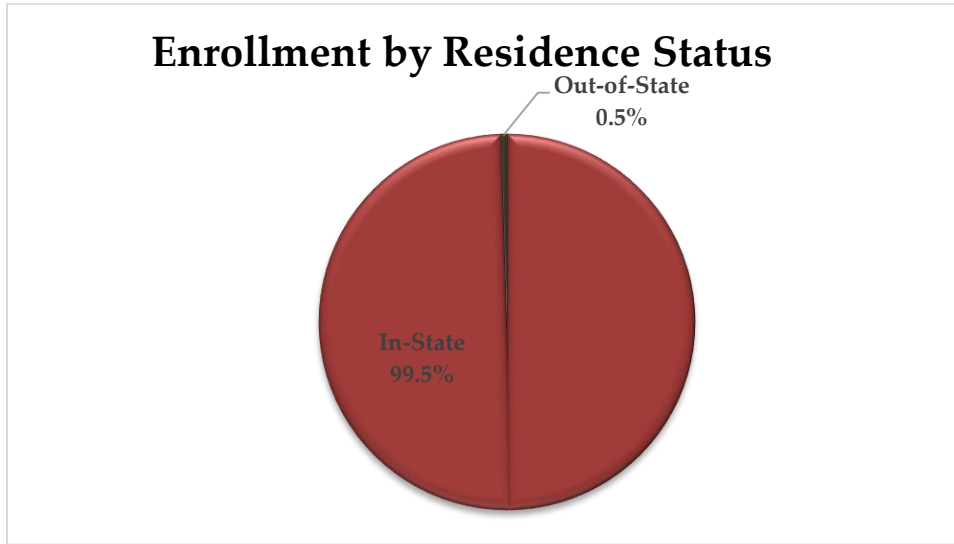
Enrollment by Degree Intent								
Degree Intent	2021 Male	2021 Female	2021 Total	%	2022 Male	2022 Female	2022 Total	%
Total Degree-Seeking	1,378	2,738	4,116	93%	1,285	2,578	3,863	91%
Total Non-Degree Seeking	96	213	309	7%	146	236	382	9%
Total	1,474	2,951	4,425	100%	1,431	2,814	4,245	100%

Degree Intent



Total Degree Seeking
Total Non-Degree Seeking

Enrollment by Residence Status	
State	Total
Arkansas	4,225
Florida	1
Iowa	1
Kansas	2
Louisiana	1
Minnesota	1
Mississippi	1
Missouri	1
North Carolina	1
New Hampshire	1
Oklahoma	1
Pennsylvania	1
Tennessee	2
Texas	5
Wisconsin	1
Total	4,245



Concurrent Enrollment						
High School Code	High School Name	Fall 2018	Fall 2019	Fall 2020	Fall 2021	Fall 2022
101388	A Beka Acad DVD Homeschooler				1	0
41857	Abundant Life Schools	1	0	2	6	0
99999	Academics Plus Charter School			2		0
40257	Arkansas Christian Academy				2	0
40006	Arkansas Connections Academy			1	1	0
41414	Arkansas Baptist High School	0	1	0		0
41868	Arkansas Virtual Academy		2	3		0
40125	Bauxite High School	7	20	3		0
40130	Bay JR SR High School					1
40170	Benton High School	30	43	11		0
40310	Bryant High School	48	86	18	2	0
41859	Calvary Academy	7	29	34	20	38
60947	Calvary Academy South Lincoln					1
41223	Central Arkansas Christian Sch	19	37	24		0
41422	Central High School	22	4	1	6	8
41412	eStem Charter High School	0	50	8		0
444162	Founders Classical Academy					1
41950	Greene County Technical HS					1
41423	Hall High School	16	14	14		0



41060	Heber Springs High School			1		0
AR9999	High School in Arkansas	75	1	7		9
969999	Home School	7	24	19	6	0
41125	Hope High School				1	0
41429	J A Fair High School	18	10	1		0
41225	Jacksonville High School	25	58	16		9
41232	Jacksonville Lighthouse Academy	6	18	10	4	1
41430	Joe T Robinson High School		4	0		0
41485	John L McClellan High School	1	0	2		0
41486	Lisa Academy West High School			1	1	0
42268	Lisa Academy - North				10	0
41861	Maumelle High School	3	4	26		0
41595	Mayflower High School	6	10	4	4	0
40007	North Little Rock Center of Excellence	21	20	13	14	5
41815	Nettleton High School					1
41862	New Life Christian Academy			3		0
41860	North Little Rock High School	93	84	67	38	47
41443	Parkview Fine Arts Magnet	4	0	1	7	14
40009	Quest Academy West Little Rock			1	1	0
42265	Sheridan High School			1		0
41441	Southwest Christian Academy	13	14	13	14	11
1485	Southwest Little Rock High School			3	9	5
41872	Sylvan Hills High School		20	2	1	0
41270	The Academies at Jonesboro HS					15
442322	Trinity High School				1	0
41272	Valley View High School					1
Totals		422	553	312	149	168

Enrollment by Location

Site Location	2021 # of Sections	2022 # of Sections	1-YR Change	2021 Duplicated Enrollment	2022 Duplicated Enrollment	1-YR Change	2021 SSCH	2022 SSCH	1-YR Change
Aerospace Technology Center	16	10	-37.5%	135	118	-13%	779	685	-12%
Baptist Health Schools LR	7	7	0.0%	112	119	6%	304	323	6%
Business and Industry Center	0	2	#DIV/0!	0	10	#DIV/0!	0	40	#DIV/0!
Calvary Academy	0	3	#DIV/0!	0	38	#DIV/0!	0	114	#DIV/0!
Jacksonville High School	0	4	#DIV/0!	0	22	#DIV/0!	0	66	#DIV/0!
Jacksonville Lighthouse Charter School	1	0	-100.0%	1	0	-100%	3	0	-100%
Lisa Academy - North	3	0	-100.0%	12	0	-100%	32	0	-100%
Little Rock South	206	184	-10.7%	2,374	2,225	-6%	7,172	6,898	-4%
Little Rock School District	0	2	#DIV/0!	0	22	#DIV/0!	0	66	#DIV/0!
Main Campus	354	332	-6.2%	4,911	4,429	-10%	13,476	12,601	-6%
Mayflower High School	1	0	-100.0%	4	0	-100%	12	0	-100%
Northeast AR Career and Technical Center	0	2	#DIV/0!	0	38	#DIV/0!	0	114	#DIV/0!
NLR Center of Excellence	1	0	-100.0%	9	0	-100%	27	0	-100%
North Little Rock High School	2	3	50.0%	44	65	48%	132	195	48%
Online	465	437	-6.0%	8,876	8,472	-5%	23,942	22,703	-5%
Parkview High School	0	1	#DIV/0!	0	8	#DIV/0!	0	24	#DIV/0!
Southwest Little Rock High School	1	0	-100.0%	7	0	-100%	21	0	-100%
St. Vincent Infirmary	14	14	0.0%	120	159	33%	220	313	42%
The Excel Center	3	0	-100.0%	12	0	-100%	39	0	-100%
TOTAL	1,074	1,001	-6.8%	16,617	15,725	-5%	46,159	44,142	-4%

Five Year Trend: Enrollment by Degree Intent

CIP Code	Program Name	Award	Degree Code	Fall 2018	Fall 2019	Fall 2020	Fall 2021	Fall 2022	1-YR Change	5-YR Change
<i>School of Fine Arts, Humanities, and Social Sciences</i>										
131206	Education (Active as of 1/30/2015)	AS	3540	190	117	137	135	107	-20.7%	-43.7%
131206	Teaching (Inactive)	AAT	1005	0	0	0	0	0	0.0%	0.0%
190706	Early Childhood Development (Active as of 5/1/1997)	AAS	0310	64	45	49	34	48	41.2%	-25.0%
190706	Early Childhood Development (Active as of 7/1/1995)	TC	4495	0	0	0	0	0	0.0%	0.0%
190706	Early Childhood Development (Active as of 7/1/1995)	CP	4919	0	0	0	0	2	0.0%	0.0%
240101	Liberal Arts & Sciences (Active as of 2/1/2002)	AS	1090	1,830	2,121	2,255	2,306	2,075	-10.0%	13.4%
240101	General Education (Active as of 4/1/1994)	AA	0050	675	542	167	71	27	-62.0%	-96.0%
240101	General Studies (Active as of 2/3/2006)	CGS	0910	0	1	1	1	0	-100.0%	0.0%
240102	General Studies (Active as of 4/27/2007)	AGS	0900	6	4	7	9	19	111.1%	216.7%
Totals				2,765	2,830	2,616	2,556	2,278	-10.9%	-17.6%
<i>School of Science, Mathematics, and Allied Health</i>										
510000	Allied Health (Active as of 1/29/2010)	AAS	3106	13	33	0	16	47	193.8%	261.5%
510000	Pre-Healthcare Studies (Active as of 2/1/2013)	TC	2510	128	27	12	31	24	-22.6%	-81.3%
510000	Pre-Healthcare Studies (Active as of 2/1/2013)	CP	1510	4	0	0	0	0	0.0%	-100.0%
510601	Dental Assisting	TC	4455	15	1	1	19	3	-84.2%	-80.0%
510707	Health Information Technology (Active as of 4/19/2019)	AAS	0675	0	55	69	40	19	-52.5%	0.0%
510708	Medical Transcription (Inactive)	TC	4730	0	0	0	0	0	0.0%	0.0%

510803	Occupational Therapy Assistant (Active as of 10/1/1998)	AAS	0725	36	36	35	32	34	6.3%	-5.6%
510904	Emergency Medical Science - Paramedic (Active as of 4/20/2018)	AS	0470	0	29	22	15	17	13.3%	0.0%
510904	Emergency Medical Sciences - Paramedic (Active as of 4/20/2018)	TC	4520	0	0	0	0	0	0.0%	0.0%
510904	Emergency Medical Technology (Active as of 4/19/2019)	CP	0186	0	3	2	3	16	433.3%	0.0%
510908	Respiratory Therapy (Active as of 2/1/1999)	AAS	0815	16	8	22	20	17	-15.0%	6.3%
510909	Surgical Technology (Active as of 4/19/2019)	AAS	0835	0	23	18	19	0	-100.0%	0.0%
513901	Practical Nursing	TC	4660	38	48	65	64	55	-14.1%	44.7%
513902	Nursing Assistant (Active as of 2/1/2008)	CP	0266	0	0	0	0	0	0.0%	0.0%
Totals				250	263	246	259	232	-10.4%	-7.2%
School of Technical and Professional Studies Business and Information Technology										
090702	Digital Media Production (Active as of 7/27/2012)	AAS	3395	69	81	70	61	55	-9.8%	-20.3%
090702	Digital Media Production (Active as of 7/27/2012)	TC	2395	0	2	0	2	1	-50.0%	0.0%
090702	Digital Media Production (Active as of 4/19/2019)	CP	5395	0	0	0	0	0	0.0%	0.0%
110101	Computer Information Systems (Active as of 10/1/1994)	AAS	0320	116	117	135	108	115	6.5%	-0.9%
110101	Computer Information Systems (Active as of 10/1/1994)	TC	4380	2	3	4	0	1	0.0%	-50.0%
110101	Computer Information Systems (Active as of 7/29/2005)	CP	0018	0	0	0	0	2	0.0%	0.0%
111003	Cybersecurity (Active as of 1/25/2019)	TC	1113	0	1	1	0	0	0.0%	0.0%
111003	Cybersecurity (Active as of 1/25/2019)	CP	0125	0	0	0	0	1	0.0%	0.0%
150000	Technology & Engineering (Active as of 5/1/2015)	AS	3487	138	123	134	127	138	8.7%	0.0%
220301	Legal Secretarial (Inactive)	TC	4705	1	0	2	0	0	0.0%	-100.0%
220302	Paralegal Technology (Active as of 5/1/1997)	AAS	0610	29	35	28	30	48	60.0%	65.5%
220302	Paralegal Technology (Active as of 1/27/2017)	TC	0612	2	0	0	1	3	200.0%	50.0%

220302	Paralegal Technology (Active as of 1/27/2017)	CP	0611	0	0	1	1	1	0.0%	0.0%
510710	Medical Office Technology (Active as of 2/1/2013)	TC	2517	37	32	27	26	26	0.0%	-29.7%
510710	Medical Office Technology (Active as of 4/19/2019)	CP	0131	0	0	0	0	1	0.0%	0.0%
520101	Business (Active as of 4/30/2010)	AS	0308	391	341	343	290	287	-1.0%	-26.6%
520201	Business (Active as of 10/1/1993)	AAS	0730	149	124	107	81	111	37.0%	-25.5%
520204	Office Supervision Management (Active as of 1/27/2017)	TC	4773	0	4	1	0	0	0.0%	0.0%
520204	Office Supervision Management (Active as of 1/27/2017)	CP	4772	0	0	0	0	0	0.0%	0.0%
520301	Accounting (Active as of 10/1/1993)	TC	4260	6	2	1	3	5	66.7%	-16.7%
520302	Accounting Technology (Active as of 2/2/2007)	CP	0045	0	0	0	0	1	0.0%	0.0%
520408	Office Technology (Active as of 10/1/1993)	TC	4650	0	3	2	4	1	-75.0%	0.0%
520408	Office Technology (Active as of 2/2/2007)	CP	4383	0	0	0	0	1	0.0%	0.0%
520701	Entrepreneurship (Active as of 4/27/2012)	TC	2520	2	0	1	2	2	0.0%	0.0%
520701	Entrepreneurship (Active as of 5/1/2015)	CP	1520	0	1	0	0	1	0.0%	0.0%
521499	Digital Marketing (Active as of 8/23/2021)	CP	1520					7	0.0%	0.0%
Totals				942	869	857	736	808	9.8%	-14.2%
School of Technical and Professional Studies Culinary Arts and Hospitality										
120501	Baking and Pastry Arts (Active as of 2/4/2011)	AAS	5585	59	54	46	45	55	22.2%	-6.8%
120501	Baking and Pastry (Active as of 10/27/2006)	TC	4585	0	0	0	1	1	0.0%	0.0%
120501	Basic Baking (Inactive)	CP	1120	0	0	0	0	0	0.0%	0.0%
120501	Basic Pastry (Active as of 7/26/2013)	CP	1585	0	0	0	0	0	0.0%	0.0%
120501	Cake Decorating (Active as of 7/26/2013)	CP	1586	1	0	0	0	0	0.0%	-100.0%
120502	Hospitality and Bar Operations (Active as of 4/19/2019)	CP	0502	0	0	0	0	0	0.0%	0.0%

120503	Culinary Arts (Active as of 10/27/2006)	AAS	4590	160	154	111	119	125	5.0%	-21.9%
120503	Culinary Arts (Active as of 10/27/2006)	TC	4580	0	0	0	0	3	0.0%	0.0%
120503	Dietary Management (Active as of 4/19/2019)	TC	4586	0	2	4	3	2	-33.3%	0.0%
120503	Basic Food Preparation (Active as of 7/26/2013)	CP	4581	0	0	0	0	0	0.0%	0.0%
120503	Dietary Management (Active as of 4/19/2019)	CP	4582	0	0	0	0	0	0.0%	0.0%
120504	Restaurant Operations (Active as of 7/26/2013)	CP	1668	0	0	0	0	0	0.0%	0.0%
120599	Wine and Spirits Studies (Inactive)	TC	2836	0	0	0	0	0	0.0%	0.0%
520901	Hospitality Management (Active as of 2/1/2008)	AAS	3665	28	23	21	16	18	12.5%	-35.7%
520901	Hospitality Management (Active as of 5/1/2015)	TC	1665	0	1	0	0	0	0.0%	0.0%
520901	Resort Management (Active as of 4/24/2020)	TC	2050			0	0	0	0.0%	0.0%
520901	Resort Management (Active as of 4/24/2020)	CP	0665			0	0	0	0.0%	0.0%
520901	Hospitality and Tourism (Active as of 7/26/2013)	CP	1667	0	0	0	0	0	0.0%	0.0%
520901	Food Purchasing (Active as of 7/26/2013)	CP	1669	0	0	0	1	0	-100.0%	0.0%
Totals				248	234	182	185	204	10.3%	-17.7%
School of Technical and Professional Studies										
Technical Sciences										
120401	Cosmetology (Active as of 4/30/2004)	TC	4420	2	0	0	1	3	200.0%	50.0%
120401	Hair Care (Active as of 4/24/2020)	CP	3420			0	0	0	0.0%	0.0%
120410	Nail Technology (Active as of 11/4/2005)	TC	4315	0	0	1	1	1	0.0%	0.0%
120410	Nail Care & Skin Care (Active as of 4/24/2020)	CP	1385			0	0	0	0.0%	0.0%
120413	Cosmetology Instruction (Active as of 11/4/2005)	TC	4421	0	0	1	1	0	-100.0%	0.0%
150507	Environmental & Safety Technology (Inactive)	AAS	0475	0	0	0	0	0	0.0%	0.0%
150612	Industrial Technology (Inactive)	AAS	0585	0	0	0	0	0	0.0%	0.0%

150613	Automated Manufacturing Systems Technology (Active as of 1/27/2017)	AAS	0635	8	14	8	6	16	166.7%	100.0%
150613	Automated Manufacturing Systems Technology (Active as of 1/27/2017)	TC	0634	2	1	0	1	0	-100.0%	-100.0%
150613	Manufacturing Systems (Active as of 1/27/2017)	CP	0630	0	0	0	0	0	0.0%	0.0%
150613	Mechanical Systems (Active as of 1/27/2017)	CP	4311	0	0	0	0	0	0.0%	0.0%
150613	Electrical Systems (Active as of 1/27/2017)	CP	4501	0	0	0	0	1	0.0%	0.0%
150613	Automated Processes (Active as of 1/27/2017)	CP	4771	0	0	0	0	0	0.0%	0.0%
151001	Construction Management Technology (Active as of 4/25/2003)	AAS	0271	19	16	21	17	8	-52.9%	-57.9%
151001	Construction Management (Active as of 1/27/2017)	TC	0273	0	2	2	0	0	0.0%	0.0%
151001	Construction Management (Active as of 1/27/2017)	CP	0272	0	0	0	0	0	0.0%	0.0%
151202	Applied Electronics Technology (Active as of 7/1/1993)	AAS	0350	14	13	11	9	6	-33.3%	-57.1%
151202	Applied Electronics (Active as of 7/28/2017)	TC	0352	0	0	0	2	0	-100.0%	0.0%
151202	Applied Electronics (Active as of 7/28/2017)	CP	0351	0	0	0	0	0	0.0%	0.0%
151301	Drafting & Design Technology (Active as of 4/1/1995)	AAS	0397	17	20	19	16	14	-12.5%	-17.6%
151301	Drafting & Design Technology (Active as of 4/1/1995)	TC	4490	1	1	2	1	0	-100.0%	-100.0%
151301	Drafting & Design (Active as of 4/22/2016)	CP	1153	0	0	0	0	0	0.0%	0.0%
299999	Military Technologies (Inactive)	AAS	3456	1	1	1	0	0	0.0%	-100.0%
309999	General Technology (Active as of 4/1/1995)	AAS	0517	109	160	144	121	111	-8.3%	1.8%
430103	Law Enforcement Administration (Inactive)	AAS	0391	0	0	0	0	0	0.0%	0.0%
469999	Construction Technology (Inactive)	TC	4595	0	0	0	0	0	0.0%	0.0%
470201	Heating, Ventilation, Air Conditioning, & Refrigeration (Active as of 5/1/1997)	AAS	0525	42	50	34	44	34	-22.7%	-19.0%
470201	Heating, Ventilation, Air Conditioning, & Refrigeration	TC	4310	7	6	2	6	1	-83.3%	-85.7%

470201	Heating, Ventilation, Air Conditioning, & Refrigeration (Active as of 7/28/2017)	CP	0115	0	1	0	1	0	-100.0%	0.0%
470399	Industrial Equipment Technology (Inactive)	TC	4634	0	0	0	0	0	0.0%	0.0%
470603	Collision Repair Technology	TC	4330	12	9	8	5	11	120.0%	-8.3%
470603	Auto Painting (Active as of 1/27/2017)	CP	1470	0	0	1	0	0	0.0%	0.0%
470603	Auto Body and Frame Alignment (Active as of 1/27/2017)	CP	1471	0	0	0	0	0	0.0%	0.0%
470603	Damage Analysis and Estimation (Active as of 2/2/2007)	CP	0316	0	0	0	0	0	0.0%	0.0%
470604	Automotive Service Technology	TC	4355	18	5	6	5	4	-20.0%	-77.8%
470605	Diesel Technology	TC	4460	20	19	28	24	24	0.0%	20.0%
470605	Power Sports & Equipment Technology	TC	4870	7	1	0	0	0	0.0%	-100.0%
470606	Power Equipment Technology (Inactive)	CP	4871	1	0	0	0	0	0.0%	-100.0%
470607	Aviation Maintenance Airframe	TC	0014	0	0	0	0	1	0.0%	0.0%
470608	Aviation Maintenance	AAS	0240	50	58	59	50	46	-8.0%	-8.0%
470608	Aviation Maintenance Powerplant	TC	4360	0	0	1	0	0	0.0%	0.0%
470611	Power Sports Technology (Inactive)	CP	4872	0	0	0	0	0	0.0%	0.0%
470613	Tractor and Trailer Servicing (Active as of 2/2/2007)	CP	0321	0	0	0	0	0	0.0%	0.0%
470614	Alternative Fuels (Inactive)	CP	4469	0	0	0	0	0	0.0%	0.0%
470699	Tire Center Operator (Inactive)	CP	0331	0	0	0	0	0	0.0%	0.0%
480501	Machine Shop	TC	4680	11	10	8	7	2	-71.4%	-81.8%
480501	Machine Tool Technology (Active as of 7/28/2017)	CP	4681	0	0	0	0	1	0.0%	0.0%
480508	Welding Technology	TC	4900	44	38	50	52	46	-11.5%	4.5%
480508	Welding Technology (Active as of 5/1/1997)	CP	0336	0	0	0	0	0	0.0%	0.0%
490102	Aviation (Inactive)	AS	2090	0	0	0	0	0	0.0%	0.0%

490205	Tractor and Trailer Operation (Active as of 2/2/2007)	CP	4896	9	8	9	11	11	0.0%	22.2%
Totals				394	433	416	381	341	-10.5%	-13.5%
	Undeclared		0010	846	902	495	289	359	24.2%	-57.6%
	3D Program	CTP	003D	15	20	21	20	23	15.0%	53.3%
Overall Totals				5,460	5,551	4,833	4,426	4,245	-4.1%	-22.3%

Five Year Trend: Completion by Award

CIP Code	Program Name	Award	Degree Code	2017-2018	2018-2019	2019-2020	2020-2021	2021-2022	1-YR Change	5-YR Change
<i>School of Fine Arts, Humanities, and Social Sciences</i>										
131206	Education (Active as of 1/30/2015)	AS	3540	24	28	26	22	19	-13.6%	-20.8%
190706	Early Childhood Development (Active as of 5/1/1997)	AAS	0310	12	11	9	9	8	-11.1%	-33.3%
190706	Early Childhood Development (Active as of 7/1/1995)	TC	4495	2	9	6	12	6	-50.0%	200.0%
190706	Early Childhood Development (Active as of 7/1/1995)	CP	4919	7	2	9	14	6	-57.1%	-14.3%
240101	Liberal Arts & Sciences (Active as of 2/1/2002)	AS	1090	309	341	325	358	366	2.2%	18.4%
Totals				354	391	375	415	405	-2.4%	14.4%
<i>School of Science, Mathematics, and Allied Health</i>										
510000	Allied Health (Active as of 1/29/2010)	AAS	3106	15	31	17	13	8	-38.5%	-46.7%
510000	Pre-Healthcare Studies (Active as of 2/1/2013)	TC	2510	51	18	23	44	143	225.0%	180.4%
510000	Pre-Healthcare Studies (Active as of 2/1/2013)	CP	1510	68	10	19	28	138	392.9%	102.9%
510601	Dental Assisting	TC	4455	20	13	16	12	16	33.3%	-20.0%
510707	Health Information Technology (Active as of 4/19/2019)	AAS	0675	0	0	11	27	26	-3.7%	0.0%
510803	Occupational Therapy Assistant (Active as of 10/1/1998)	AAS	0725	17	18	7	25	19	-24.0%	11.8%
510904	Emergency Medical Science - Paramedic (Active as of 4/20/2018)	AS	0470	0	0	2	3	3	0.0%	0.0%
510904	Emergency Medical Sciences - Paramedic (Active as of 4/20/2018)	TC	4520	0	0	2	21	10	-52.4%	0.0%
510904	Emergency Medical Technology (Active as of 4/19/2019)	CP	0186				38	24	-36.8%	0.0%
510908	Respiratory Therapy (Active as of 2/1/1999)	AAS	0815	10	13	10	18	18	0.0%	80.0%
510909	Surgical Technology (Active as of 4/19/2019)	AAS	0835	0	0	6	28	14	-50.0%	0.0%
512603	Medication Assistant (Active as of 8/23/2021)	CP	0256					9	0.0%	0.0%
513901	Practical Nursing	TC	4660	0	13	9	25	69	176.0%	0.0%

513902	Nursing Assistant (Active as of 7/1/2020)	CP	0266					2	0.0%	0.0%
Totals				181	116	122	282	499	77.0%	175.7%
School of Technical and Professional Studies Division of Business and Information Technology										
015000	Technology & Engineering (Active as of 5/1/2015)	AS	3487	8	17	5	13	14	7.7%	75.0%
090702	Digital Media Production (Active as of 7/27/2012)	AAS	3395	12	8	9	7	13	85.7%	8.3%
090702	Digital Media Production (Active as of 7/27/2012)	TC	2395	5	5	12	8	18	125.0%	260.0%
090702	Digital Media Production (Active as of 4/19/2019)	CP	5395	0	0	12	7	19	171.4%	0.0%
110101	Computer Information Systems (Active as of 10/1/1994)	AAS	0320	18	0	10	19	17	-10.5%	-5.6%
110101	Computer Information Systems (Inactive)	AC	1240	0	0	0	0	0	0.0%	0.0%
110101	Computer Information Systems (Active as of 10/1/1994)	TC	4380	4	3	1	6	0	-100.0%	-100.0%
110101	Computer Information Systems (Active as of 7/29/2005)	CP	0018	6	26	12	22	11	-50.0%	83.3%
111003	Cybersecurity (Active as of 1/25/2019)	TC	1113	0	0	0	1	5	400.0%	0.0%
111003	Cybersecurity (Active as of 1/25/2019)	CP	0125	0	0	1	4	7	75.0%	0.0%
220301	Legal Secretarial (Inactive)	TC	4705	1	0	0	0	0	0.0%	-100.0%
220302	Paralegal Technology (Active as of 5/1/1997)	AAS	0610	10	7	8	9	3	-66.7%	-70.0%
220302	Paralegal Technology (Active as of 1/27/2017)	TC	0612	7	5	8	9	3	-66.7%	-57.1%
220302	Paralegal Technology (Active as of 1/27/2017)	CP	0611	12	9	4	12	5	-58.3%	-58.3%
510710	Medical Office Technology (Active as of 2/1/2013)	TC	2517	13	8	2	11	7	-36.4%	-46.2%
510710	Medical Office Technology (Active as of 4/19/2019)	CP	0131	0	0	3	12	7	-41.7%	0.0%
520101	Business (Active as of 4/30/2010)	AS	0308	64	69	50	67	56	-16.4%	-12.5%
520201	Business (Active as of 10/1/1993)	AAS	0730	28	18	13	22	13	-40.9%	-53.6%

520204	Office Supervision Management (Active as of 1/27/2017)	TC	4773	5	4	4	9	3	-66.7%	-40.0%
520204	Office Supervision Management (Active as of 1/27/2017)	CP	4772	12	6	4	11	3	-72.7%	-75.0%
520301	Accounting (Active as of 10/1/1993)	TC	4260	12	6	4	8	5	-37.5%	-58.3%
520302	Accounting Technology (Active as of 2/2/2007)	CP	0045	14	6	4	7	7	0.0%	-50.0%
520408	Office Technology (Active as of 10/1/1993)	TC	4650	4	0	4	3	8	166.7%	100.0%
520408	Office Technology (Active as of 2/2/2007)	CP	4383	7	3	4	3	7	133.3%	0.0%
520701	Entrepreneurship (Active as of 4/27/2012)	TC	2520	2	4	5	4	3	-25.0%	50.0%
520701	Entrepreneurship (Active as of 5/1/2015)	CP	1520	10	4	9	5	3	-40.0%	-70.0%
Totals				254	208	188	279	237	-15.1%	-6.7%
School of Technical and Professional Studies Division of Culinary Arts and Hospitality										
120501	Basic Baking (Inactive)	CP	1120	11	18	26	13	12	-7.7%	9.1%
120501	Basic Pastry (Active as of 7/26/2013)	CP	1585	9	18	22	12	9	-25.0%	0.0%
120501	Cake Decorating (Active as of 7/26/2013)	CP	1586	8	12	20	13	10	-23.1%	25.0%
120501	Baking and Pastry (Active as of 10/27/2006)	TC	4585	6	20	16	12	12	0.0%	100.0%
120501	Baking and Pastry Arts (Active as of 2/4/2011)	AAS	5585	8	0	15	8	11	37.5%	37.5%
120502	Hospitality and Bar Operations (Active as of 4/19/2019)	CP	0502	0	0	12	5	2	-60.0%	0.0%
120503	Culinary Arts (Active as of 10/27/2006)	TC	4580	13	76	38	26	25	-3.8%	92.3%
120503	Basic Food Preparation (Active as of 7/26/2013)	CP	4581	20	84	42	29	16	-44.8%	-20.0%
120503	Dietary Management (Active as of 4/19/2019)	CP	4582	0	0	0	11	7	-36.4%	0.0%
120503	Dietary Management (Active as of 4/19/2019)	TC	4586	0	0	0	5	4	-20.0%	0.0%
120503	Culinary Arts (Active as of 10/27/2006)	AAS	4590	21	39	36	21	25	19.0%	19.0%
120599	Wine and Spirits Studies (Inactive)	TC	2836	2	0	0	0	0	0.0%	-100.0%

120599	Professional Studies of Spirits & Mixology (Active as of 7/26/2013)	CP	1836	0	0	1	0	0	0.0%	0.0%
120599	Wine & Spirit Studies (Active as of 7/26/2013)	CP	1837	1	0	5	0	0	0.0%	-100.0%
120504	Hospitality Management (Active as of 5/1/2015)	TC	1665	1	8	11	7	5	-28.6%	400.0%
520901	Hospitality and Tourism (Active as of 7/26/2013)	CP	1667	0	9	12	12	2	-83.3%	0.0%
520901	Resort Management (Active as of 4/24/2020)	TC	2050			0	0	1	0.0%	0.0%
520901	Resort Management (Active as of 4/24/2020)	CP	0665			0	0	1	0.0%	0.0%
120504	Restaurant Operations (Active as of 7/26/2013)	CP	1668	5	8	11	8	3	-62.5%	-40.0%
520901	Food Purchasing (Active as of 7/26/2013)	CP	1669	8	18	19	12	15	25.0%	87.5%
520901	Hospitality Management (Active as of 2/1/2008)	AAS	3665	3	8	8	8	5	-37.5%	66.7%
Totals				116	318	294	202	165	-18.3%	42.2%
School of Technical and Professional Studies Division of Technical Sciences										
120401	Cosmetology (Active as of 4/30/2004)	TC	4420	13	4	5	3	37	1133.3%	184.6%
120401	Hair Care (Active as of 4/24/2020)	CP	3420			0	28	9	-67.9%	0.0%
120410	Nail Care & Skin Care (Active as of 4/24/2020)	CP	1385			0	41	22	-46.3%	0.0%
120410	Nail Technology (Active as of 11/4/2005)	TC	4315	12	2	0	7	33	371.4%	175.0%
120413	Cosmetology Instruction (Active as of 11/4/2005)	TC	4421	0	1	2	2	2	0.0%	0.0%
150507	Environmental & Safety Technology (Inactive)	AAS	0475	0	0	0	0	0	0.0%	0.0%
150612	Industrial Technology (Inactive)	AAS	0585	0	0	0	0	0	0.0%	0.0%
150613	Automated Manufacturing Systems Technology (Active as of 1/27/2017)	AAS	0635	2	1	1	2	0	-100.0%	-100.0%
150613	Automated Manufacturing Systems Technology (Active as of 1/27/2017)	TC	0634	3	0	1	2	2	0.0%	-33.3%
150613	Manufacturing Systems (Active as of 1/27/2017)	CP	0630	0	0	2	1	4	300.0%	0.0%

150613	Mechanical Systems (Active as of 1/27/2017)	CP	4311	0	0	0	0	0	0.0%	0.0%
150613	Electrical Systems (Active as of 1/27/2017)	CP	4501	0	0	1	2	2	0.0%	0.0%
150613	Automated Processes (Active as of 1/27/2017)	CP	4771	3	0	1	0	0	0.0%	-100.0%
150702	Quality Assurance (Active as of 8/23/2021)	CP	0446					15	0.0%	0.0%
151001	Construction Management Technology (Active as of 4/25/2003)	AAS	0271	1	1	2	2	5	150.0%	400.0%
151001	Construction Management (Active as of 1/27/2017)	TC	0273	0	0	2	2	5	150.0%	0.0%
151001	Construction Management (Active as of 1/27/2017)	CP	0272	0	0	2	3	4	33.3%	0.0%
151202	Applied Electronics Technology (Active as of 7/1/1993)	AAS	0350	4	1	1	3	2	-33.3%	-50.0%
151202	Applied Electronics (Active as of 7/28/2017)	TC	0352	2	0	1	3	2	-33.3%	0.0%
151202	Applied Electronics (Active as of 7/28/2017)	CP	0351	4	4	2	2	2	0.0%	-50.0%
151301	Drafting & Design Technology (Active as of 4/1/1995)	AAS	0397	4	6	7	2	1	-50.0%	-75.0%
151301	Drafting & Design Technology (Active as of 4/1/1995)	TC	4490	0	6	7	3	3	0.0%	0.0%
151301	Drafting & Design (Active as of 4/22/2016)	CP	1153	7	6	5	6	3	-50.0%	-57.1%
299999	Military Technologies (Inactive)	AAS	3456	3	2	3	3	0	-100.0%	-100.0%
309999	General Technology (Active as of 4/1/1995)	AAS	0517	11	10	17	22	12	-45.5%	9.1%
430103	Law Enforcement Administration (Inactive)	AAS	0391	0	0	0	0	0	0.0%	0.0%
430103	Law Enforcement Administration (Inactive)	CP	0388	0	0	0	0	0	0.0%	0.0%
470201	Heating, Ventilation, Air Conditioning, & Refrigeration (Active as of 5/1/1997)	AAS	0525	1	3	7	0	3	0.0%	200.0%
470201	Heating, Ventilation, Air Conditioning, & Refrigeration	TC	4310	6	3	10	1	3	200.0%	-50.0%
470201	Heating, Ventilation, Air Conditioning, & Refrigeration (Active as of 7/28/2017)	CP	0115	5	11	10	13	15	15.4%	200.0%
470399	Industrial Equipment Technology (Inactive)	TC	4634	0	0	0	0	0	0.0%	0.0%

470603	Collision Repair Technology	TC	4330	4	1	4	5	5	0.0%	25.0%
470603	Auto Painting (Active as of 1/27/2017)	CP	1470	7	4	14	10	6	-40.0%	-14.3%
470603	Auto Body and Frame Alignment (Active as of 1/27/2017)	CP	1471	7	5	6	10	5	-50.0%	-28.6%
470603	Damage Analysis and Estimation (Active as of 2/2/2007)	CP	0316	6	3	0	6	3	-50.0%	-50.0%
470604	Automotive Service Technology	TC	4355	11	6	8	8	3	-62.5%	-72.7%
470605	Diesel Technology	TC	4460	39	3	12	13	8	-38.5%	-79.5%
470605	Power Sports & Equipment Technology	TC	4870	7	3	2	1	0	-100.0%	-100.0%
470606	Power Equipment Technology (Inactive)	CP	4871	6	0	4	0	0	0.0%	-100.0%
470607	Aviation Maintenance Airframe	TC	0014	19	9	14	15	19	26.7%	0.0%
470608	Aviation Maintenance	AAS	0240	10	3	7	4	14	250.0%	40.0%
470608	Aviation Maintenance Powerplant	TC	4360	14	11	10	11	24	118.2%	71.4%
470611	Power Sports Technology (Inactive)	CP	4872	10	6	1	0	0	0.0%	-100.0%
470613	Tractor and Trailer Servicing (Active as of 2/2/2007)	CP	0321	9	2	16	14	3	-78.6%	-66.7%
470614	Alternative Fuels (Inactive)	CP	4469	11	8	22	8	0	-100.0%	-100.0%
470615	Engine Machinist (Inactive)	CP	4612	0	0	0	0	0	0.0%	0.0%
470699	Tire Center Operator (Inactive)	CP	0331	12	21	0	23	0	-100.0%	-100.0%
470699	Chassis & Brake Specialist	CP	1041					13	0.0%	0.0%
470699	Climate Control & Driveability Specialist (Active as of 8/23/2021)	CP	1705					8	0.0%	0.0%
470699	Drivetrain Specialist (Active as of 8/23/2021)	CP	1715					2	0.0%	0.0%
480501	Machine Shop	TC	4680	3	2	7	10	6	-40.0%	100.0%
480501	Machine Tool Technology (Active as of 7/28/2017)	CP	4681	10	8	10	11	12	9.1%	20.0%
480508	Welding Technology	TC	4900	9	6	9	14	17	21.4%	88.9%
480508	Welding Technology (Active as of 5/1/1997)	CP	0336	45	27	0	48	32	-33.3%	-28.9%
480510	CP Computer Numerical Control	CP	0361					8	0.0%	0.0%
490102	Aviation (Inactive)	AS	2090	0	0	0	0	0	0.0%	0.0%

490205	Tractor and Trailer Operation (Active as of 2/2/2007)	CP	4896	8	9	8	14	8	-42.9%	0.0%
Totals				328	198	243	378	382	1.1%	16.5%
<i>General Studies</i>										
240101	General Education (Active as of 4/1/1994)	AA	0050	106	92	44	21	24	14.3%	-77.4%
240101	General Studies (Active as of 2/3/2006)	CGS	0910	38	301	248	200	182	-9.0%	378.9%
240102	General Studies (Active as of 4/27/2007)	AGS	0900	26	17	21	23	20	-13.0%	-23.1%
Totals				170	410	313	244	226	-7.4%	32.9%
3D Program			CTP	003D		6		7	16.7%	0.0%
Overall Totals				1,403	1,641	1,535	1,806	1,921	6.4%	36.9%

AA - Associate of Arts

AAS - Associate of Applied
Science

AS - Associate of Science

TC- Technical Certificate

CGS - Certificate of General
Studies

CP - Certificate of Proficiency