

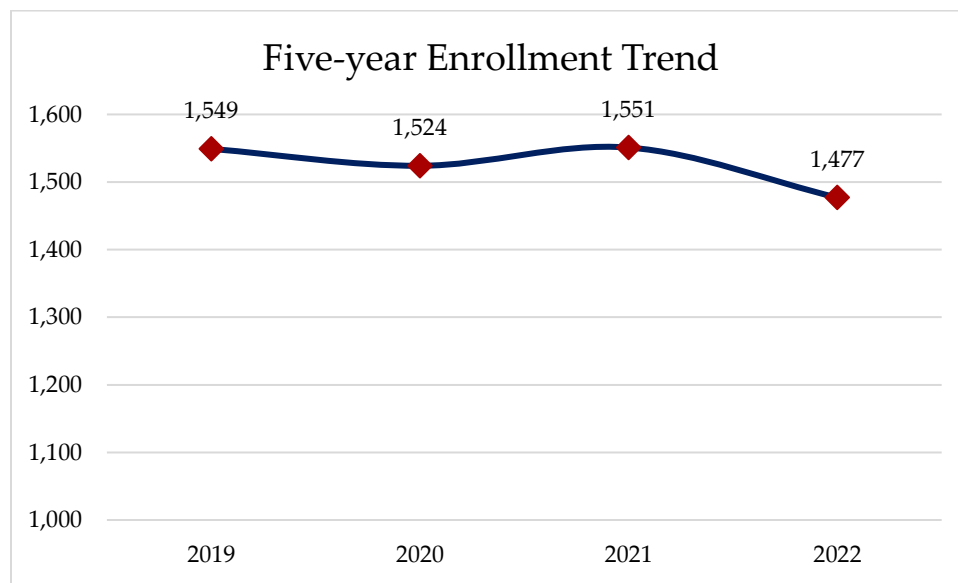
UNIVERSITY OF ARKANSAS
PULASKI TECH

Summer I 2022
Enrollment Report



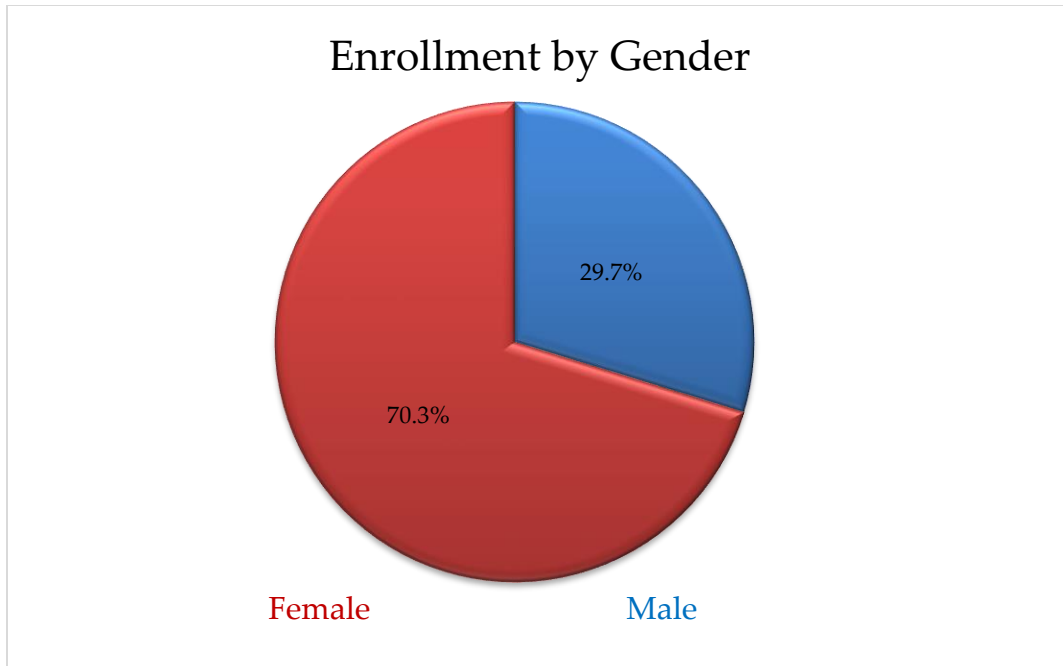
Credit Enrollment: 1,477
 Total Semester Credit Hours (SSCH): 8,495
 Full Time Equivalency (FTE): 1,416

Enrollment and SSCH Comparison							
	2018	2019	2020	2021	2022	% Change 2021-2022	% Change 2018-2022
Enrollment	1,615	1,549	1,524	1,551	1,477	-4.8%	-8.5%
SSCH	8,312	7,413	7,386	8,801	8,495	-3.5%	2.2%



SSCH - FTE Comparison			
TERM	SSCH	FTE	Percentage Change
Summer I 2012	17,138	2,856	
Summer I 2013	15,027	2,505	-12.3%
Summer I 2014	12,755	2,126	-15.1%
Summer I 2015	11,872	1,979	-6.9%
Summer I 2016	10,185	1,698	-14.2%
Summer I 2017	8,666	1,444	-14.9%
Summer I 2018	8,312	1,385	-4.1%
Summer I 2019	7,413	1,236	-10.8%
Summer I 2020	7,386	1,231	-0.4%
Summer I 2021	8,801	1,467	19.2%
Summer I 2022	8,495	1,416	-3.5%

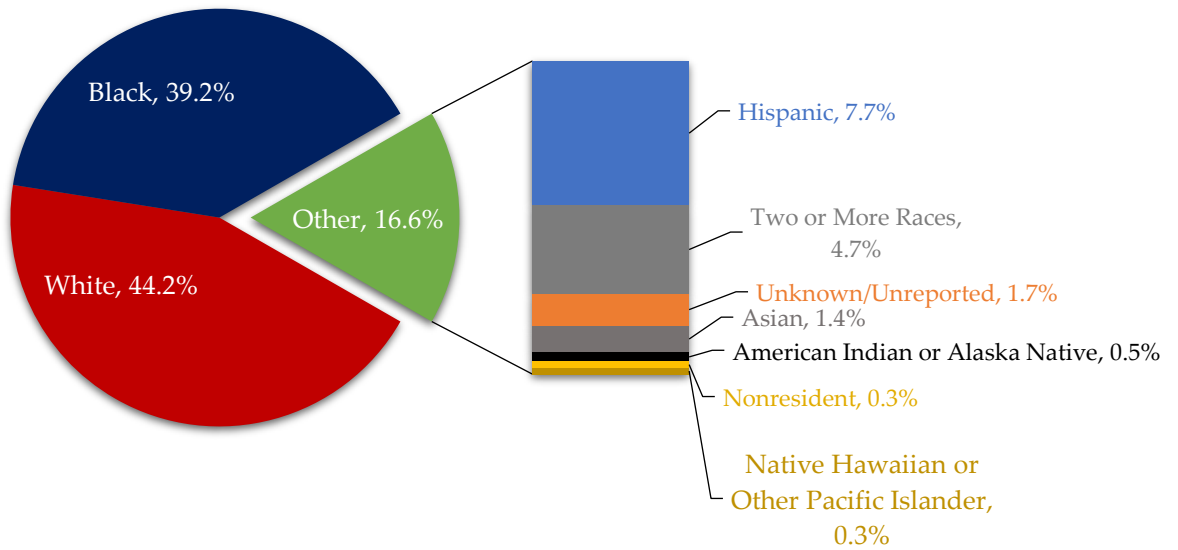
Enrollment by Gender												
Gender	2018	%	2019	%	2020	%	2021	%	2022	%	Difference 2021-2022	Difference 2018-2022
Male	512	32%	478	31%	387	25%	405	26%	439	29.7%	8.40%	-14.26%
Female	1,103	68%	1,071	69%	1,136	75%	1,146	74%	1,038	70.3%	-9.42%	-5.89%
Unknown					1			0%	0	0.0%		
Total	1,615	100%	1,549	100%	1,524	100%	1,551	100%	1,477	100%	-4.65%	-8.54%



Enrollment by Race & Ethnicity Comparisons

Race/Ethnicity	2018	2019	2020	2021	2022	% Change 2021-2022	% Change 2018-2022
Black	629	615	614	630	579	-8.1%	-7.9%
White	716	728	687	683	653	-4.4%	-8.8%
Hispanic or Latino	96	48	51	73	113	54.8%	17.7%
Other	174	158	172	165	132	-20.0%	-24.1%
Total	1615	1549	1524	1551	1477	-4.8%	-8.5%

Enrollment by Race & Ethnicity

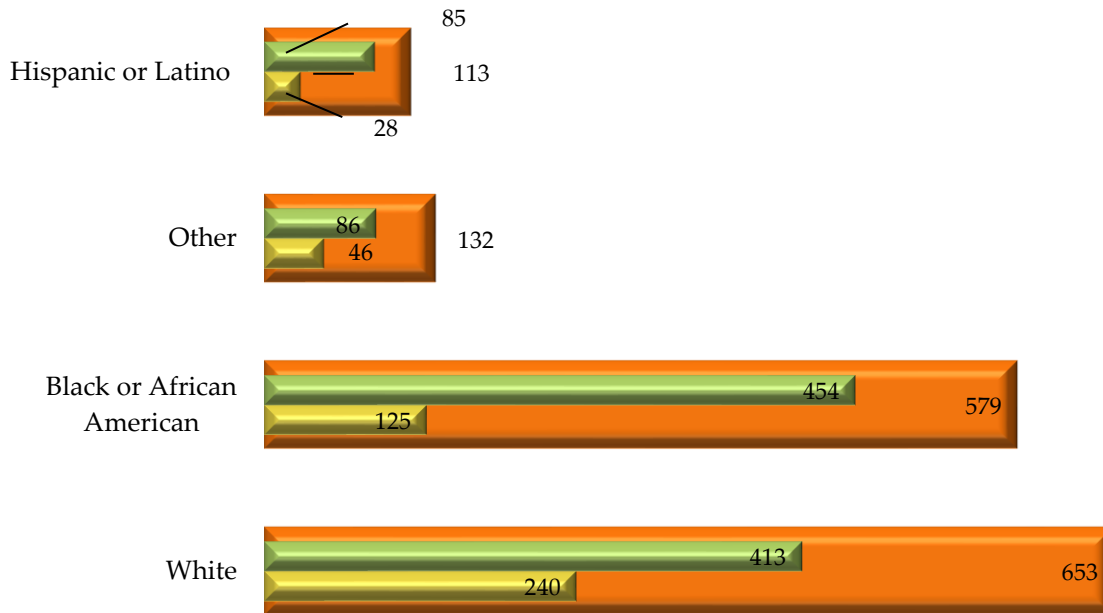


Enrollment: Race & Ethnicity by Gender

Females

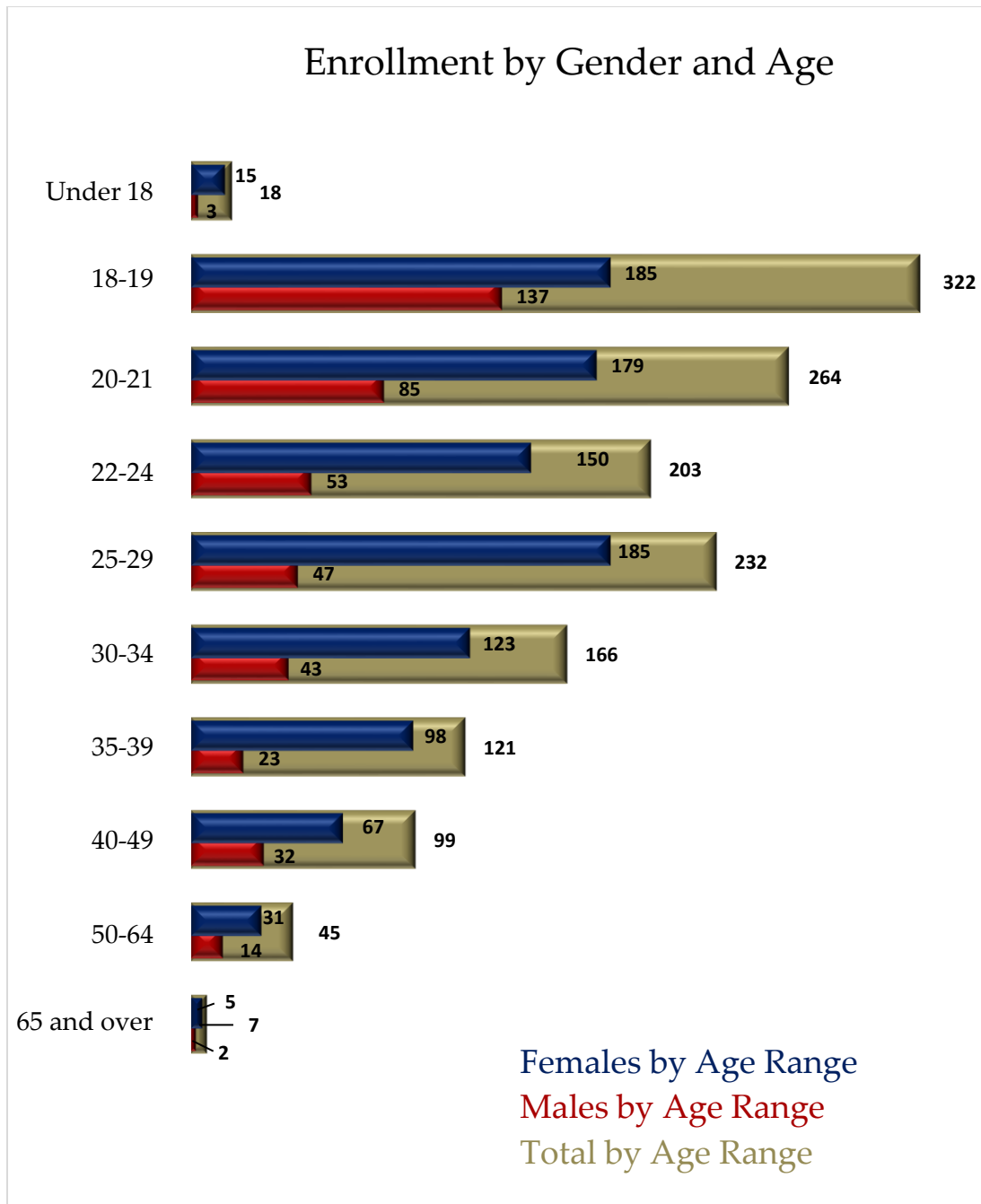
Males

Total Student Population

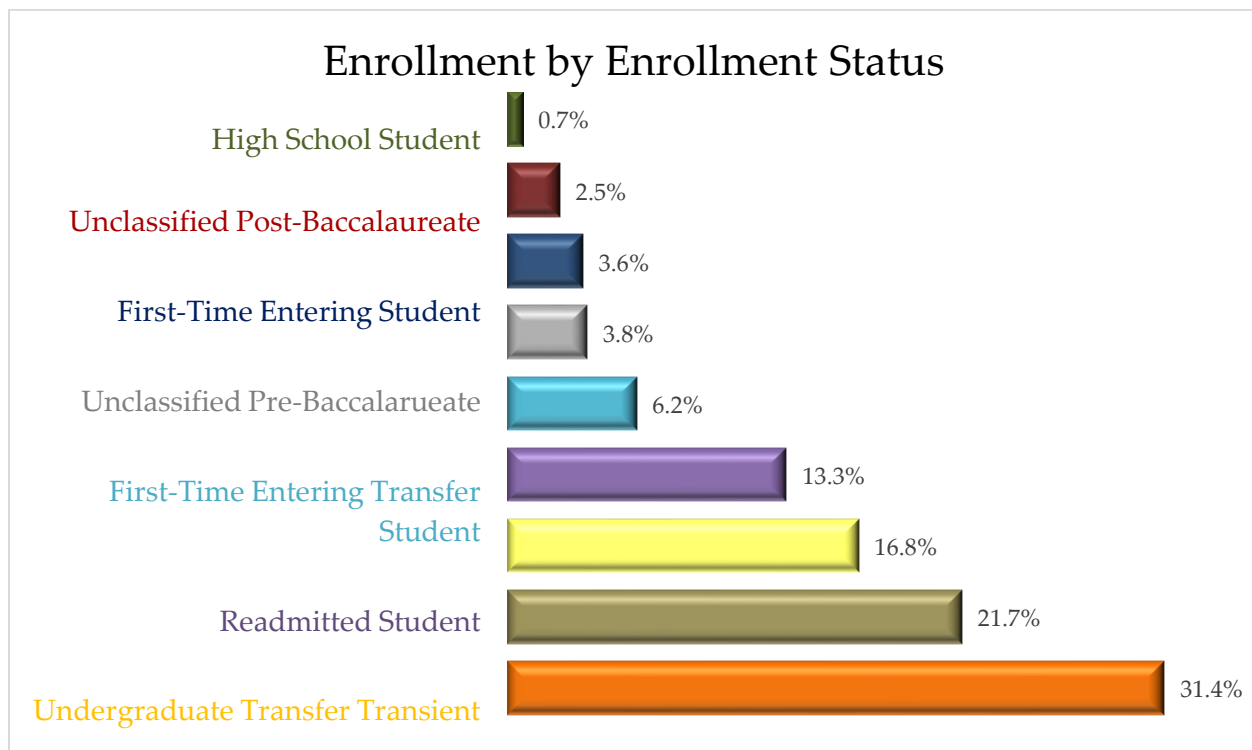


Enrollment by Gender and Age

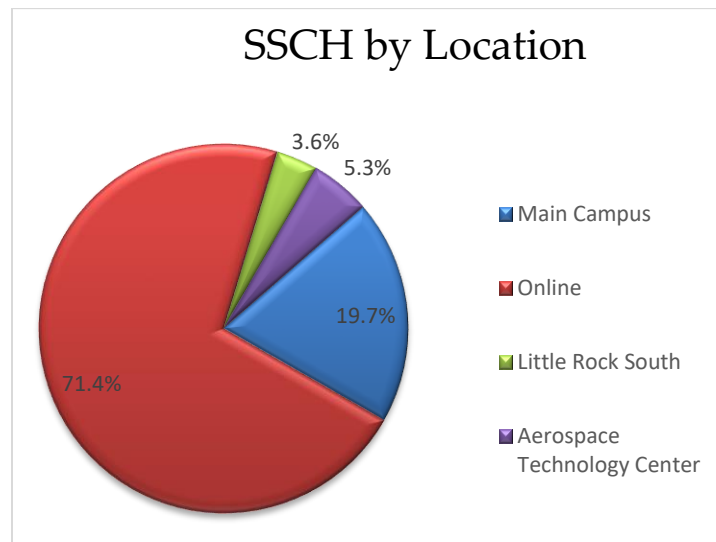
Age Range	Male	Female	Total
Under 18	3	15	18
18-19 years of age	137	185	322
20-21 years of age	85	179	264
22-24 years of age	53	150	203
25-29 years of age	47	185	232
30-34 years of age	43	123	166
35-39 years of age	23	98	121
40-49 years of age	32	67	99
50-64 years of age	14	31	45
65 and over	2	5	7
Total	439	1,038	1,477



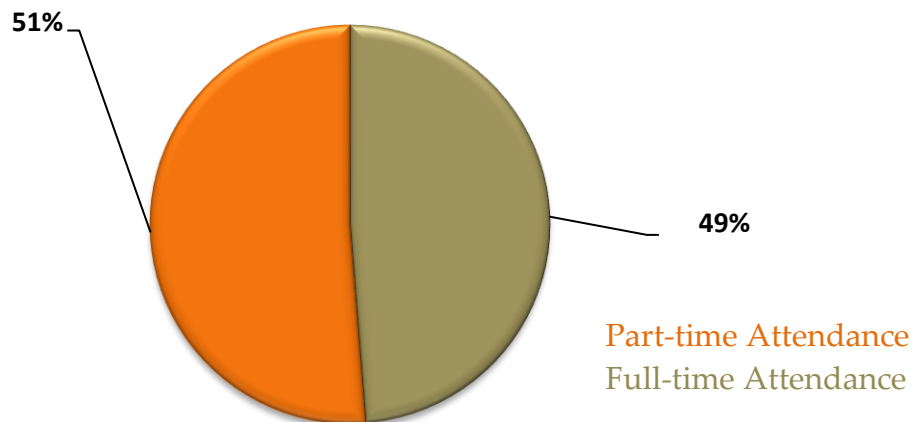
Enrollment by Gender and Enrollment Status					
Enroll Status	Male	Female	Unknown	Total	%
First-Time Entering Student	16	37	0	53	3.6%
First-Year Continuing Student	87	234	0	321	21.7%
First-Time Entering Transfer Student	23	68	0	91	6.2%
Continuing Student	133	331	0	464	31.4%
Readmitted Student	41	156	0	197	13.3%
Unclassified Pre-Baccalaureate	18	38	0	56	3.8%
Unclassified-Post Baccalaureate	13	24	0	37	2.5%
High School Student	3	7	0	10	0.7%
Undergraduate Transfer Transient	105	143	0	248	16.8%
Totals	439	1,038	0	1,477	100.0%

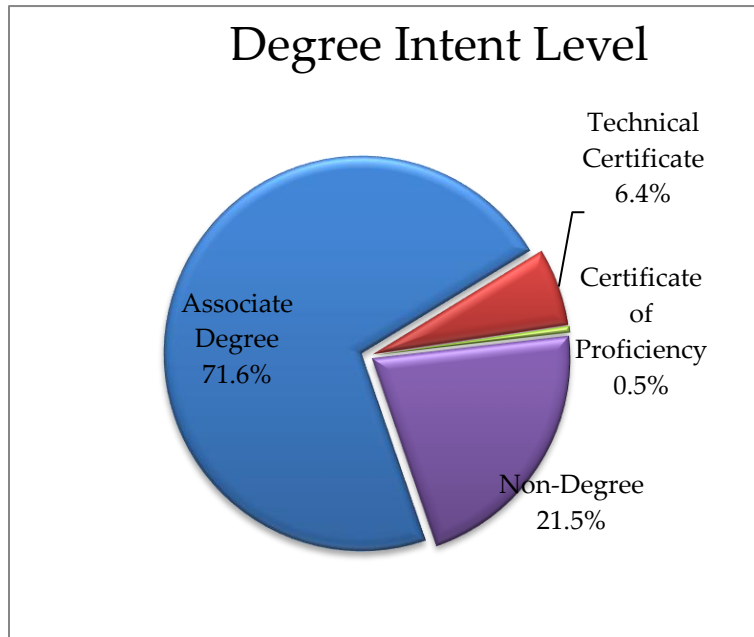


Enrollment by Location									
Site Location	2021 # of Sections	2022 # of Sections	2021 Sections %	2022 Sections %	2021 SSCH	2022 SSCH	Difference 2021-2022	2021 SSCH %	2022 SSCH %
Main Campus	58	42	25.0%	18.1%	2,239	1,670	-25.4%	25.4%	19.7%
Online	150	168	64.7%	72.4%	5,870	6,068	3.4%	66.7%	71.4%
Little Rock South	11	12	4.7%	5.2%	277	308	11.2%	3.1%	3.6%
Aerospace Technology Center	13	10	5.6%	4.3%	415	449	8.2%	4.7%	5.3%
TOTAL	232	232	100.0%	100.0%	8,801	8,495	-3.5%	100.0%	100.0%

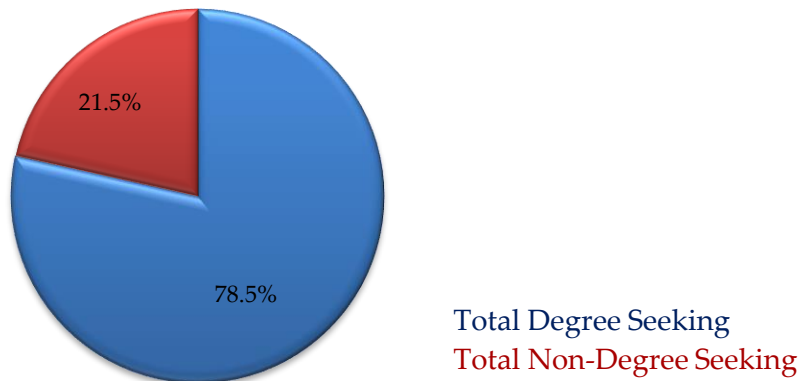


Enrollment by Attendance Status





Enrollment by Degree Intent

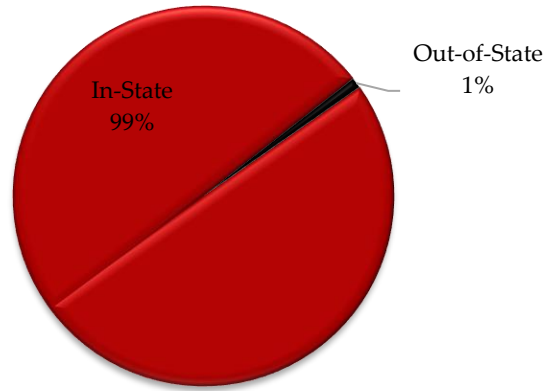


Enrollment by Degree Level				
Degree Intent Level	2021 Total	2021 %	2022 Total	2022 %
Associate Degree	1,129	72.8%	1,057	71.6%
Technical Certificate	133	8.6%	94	6.4%
Certificate of Proficiency	0	0.0%	8	0.5%
Non-Degree	289	18.6%	318	21.5%
Total	1,551	100.0%	1,477	100.0%

Enrollment by Gender and Degree Intent								
Degree Intent	2021 Male	2021 Female	2021 Total	2021%	2022 Male	2022 Female	2022 Total	2022%
Total Degree-Seeking	301	961	1,262	81.4%	311	848	1,159	78.5%
Total Non-Degree Seeking	104	185	289	18.6%	128	190	318	21.5%
Total	405	1,146	1,551	100%	439	1,038	1,477	100%

Enrollment by Residency Status	
State	Total
Arkansas	1,464
Arizona	1
Florida	1
Iowa	1
Michigan	1
Oklahoma	1
Tennessee	1
Texas	7
Total	1,477

Enrollment by Residency



Enrollment by Program

CIP Code	Program Name	Award	Degree Code	Summer I 2022
<i>School of Fine Arts, Humanities, and Social Sciences</i>				
131206	Education (Active as of 1/30/2015)	AS	3540	34
190706	Early Childhood Development (Active as of 5/1/1997)	AAS	0310	10
190706	Early Childhood Development (Active as of 7/1/1995)	TC	4495	0
190706	Early Childhood Development (Active as of 7/1/1995)	CP	4919	0
240101	Liberal Arts & Sciences (Active as of 2/1/2002)	AS	1090	664

240101	General Education (Active as of 4/1/1994)	AA	0050	7
240101	General Studies (Active as of 2/3/2006)	CGS	0910	0
240102	General Studies (Active as of 4/27/2007)	AGS	0900	6
SoFAHS Totals				721
<i>School of Science, Mathematics, and Allied Health</i>				
510000	Allied Health (Active as of 1/29/2010)	AAS	3106	1
510000	Pre-Healthcare Studies (Active as of 2/1/2013)	TC	2510	13
510000	Pre-Healthcare Studies (Active as of 2/1/2013)	CP	1510	0
510601	Dental Assisting (Active)	TC	4455	0
510707	Health Information Technology (Active as of 4/19/2019)	AAS	0675	11
510803	Occupational Therapy Assistant (Active as of 10/1/1998)	AAS	0725	0
510904	Emergency Medical Science (Active as of 4/20/2018)	AS	0470	15
510904	Emergency Medical Sciences - Paramedic (Active as of 4/20/2018)	TC	4520	0
510904	Emergency Medical Technology (Active as of 4/19/2019)	CP	0186	0
510908	Respiratory Therapy (Active as of 2/1/1999)	AAS	0815	6
510909	Surgical Technology (Active as of 4/19/2019)	AAS	0835	0
512603	Medication Assistant (Active as of 8/23/2021)	CP	0256	1
513901	Practical Nursing (Active)	TC	4660	62
513902	Nursing Assistant (Active as of 2/1/2008)	CP	0266	0
SoSMA Totals				109
<i>School of Technical and Professional Studies Business and Information Technology</i>				
015000	Technology & Engineering (Active as of 5/1/2015)	AS	3487	32
090702	Digital Media Production (Active as of 7/27/2012)	AAS	3395	6

090702	Digital Media Production (Active as of 7/27/2012)	TC	2395	0
090702	Digital Media Production (Active as of 4/19/2019)	CP	5395	0
110101	Computer Information Systems (Active as of 10/1/1994)	AAS	0320	30
110101	Computer Information Systems (Active as of 10/1/1994)	TC	4380	0
110101	Computer Information Systems (Active as of 7/29/2005)	CP	0018	0
111003	Cybersecurity (Active as of 1/25/2019)	TC	1113	0
111003	Cybersecurity (Active as of 1/25/2019)	CP	0125	0
220301	Legal Secretarial (Active as of 4/1/1996)	TC	4705	0
220302	Paralegal Technology (Active as of 5/1/1997)	AAS	0610	8
220302	Paralegal Technology (Active as of 1/27/2017)	TC	0612	0
220302	Paralegal Technology (Active as of 1/27/2017)	CP	0611	0
510710	Medical Office Technology (Active as of 2/1/2013)	TC	2517	8
510710	Medical Office Technology (Active as of 4/19/2019)	CP	0131	0
520101	Business (Active as of 4/30/2010)	AS	0308	91
520201	Business (Active as of 10/1/1993)	AAS	0730	28
520204	Office Supervision Management (Active as of 1/27/2017)	TC	4773	0
520204	Office Supervision Management (Active as of 1/27/2017)	CP	4772	0
520301	Accounting (Active as of 10/1/1993)	TC	4260	0
520302	Accounting Technology (Active as of 2/2/2007)	CP	0045	0
520408	Office Technology (Active as of 10/1/1993)	TC	4650	0
520408	Office Technology (Active as of 2/2/2007)	CP	4383	0
520701	Entrepreneurship (Active as of 4/27/2012)	TC	2520	1

520701	Entrepreneurship (Active as of 5/1/2015)	CP	1520	0
521499	Entrepreneurship (Active as of 8/23/2021)	TC	2955	2
SoTaPS, BIT Totals				206
<i>School of Technical and Professional Studies Culinary Arts and Hospitality</i>				
120501	Basic Baking (Active as of 7/26/2013)	CP	1120	0
120501	Basic Pastry Techniques (Active as of 7/26/2013)	CP	1585	0
120501	Cake Decorating (Active as of 7/26/2013)	CP	1586	0
120501	Baking and Pastry (Active as of 10/27/2006)	TC	4585	0
120501	Baking and Pastry Arts (Active as of 2/4/2011)	AAS	5585	7
120502	Hospitality and Bar Operations (Active as of 4/19/2019)	CP	0502	0
120503	Culinary Arts (Active as of 10/27/2006)	TC	4580	0
120503	Basic Food Preparation (Active as of 7/26/2013)	CP	4581	0
120503	Dietary Management (Active as of 4/19/2019)	CP	4582	0
120503	Dietary Management (Active as of 4/19/2019)	TC	4586	0
120503	Culinary Arts (Active as of 10/27/2006)	AAS	4590	25
120504	Restaurant Operations (Active as of 7/26/2013)	CP	1668	0
120599	Professional Studies of Spirits & Mixology (Active as of 7/26/2013)	CP	1836	0
120599	Wine & Spirit Studies (Active as of 7/26/2013)	CP	1837	0
520901	Hospitality Management (Active as of 5/1/2015)	TC	1665	0
520901	Hospitality and Tourism (Active as of 7/26/2013)	CP	1667	0
520901	Food Purchasing (Active as of 7/26/2013)	CP	1669	0
520901	Hospitality Management (Active as of 2/1/2008)	AAS	3665	6

520901	Resort Management (Active as of 4/28/2020)	TC	2050	0
520901	Resort Management (Active as of 4/28/2020)	CP	0685	0
SoTaPS, CAH Totals				38
School of Technical and Professional Studies Technical Sciences				
120401	Cosmetology (Active as of 4/30/2004)	TC	4420	1
120401	Hair Care (Active as of 4/24/2020)	CP	3420	0
120410	Nail Technology (Active as of 11/4/2005)	TC	4315	0
120410	Nail Care & Skin Care (Active as of 4/24/2020)	CP	1385	0
120413	Cosmetology Instruction (Active as of 11/4/2005)	TC	4421	0
150613	Automated Manufacturing Systems Technology (Active as of 1/27/2017)	AAS	0635	1
150613	Automated Manufacturing Systems Technology (Active as of 1/27/2017)	TC	0634	0
150613	Manufacturing Systems (Active as of 1/27/2017)	CP	0630	0
150613	Mechanical Systems (Active as of 1/27/2017)	CP	4311	0
150613	Electrical Systems (Active as of 1/27/2017)	CP	4501	0
150613	Automated Processes (Active as of 1/27/2017)	CP	4771	0
151001	Construction Management Technology (Active as of 4/25/2003)	AAS	0271	3
151001	Construction Management (Active as of 1/27/2017)	TC	0273	0
151001	Construction Management (Active as of 1/27/2017)	CP	0272	0
151202	Applied Electronics Technology (Active as of 7/1/1993)	AAS	0350	1
151202	Applied Electronics (Active as of 7/28/2017)	TC	0352	0
151202	Applied Electronics (Active as of 7/28/2017)	CP	0351	0
151301	Drafting & Design Technology (Active as of 4/1/1995)	AAS	0397	3

151301	Drafting & Design Technology (Active as of 4/1/1995)	TC	4490	1
151301	Drafting & Design (Active as of 4/22/2016)	CP	1153	0
299999	Military Technologies (Active as of 8/3/2007)	AAS	3456	0
309999	General Technology (Active as of 4/1/1995)	AAS	0517	31
470201	Heating, Ventilation, Air Conditioning, & Refrigeration (Active as of 5/1/1997)	AAS	0525	4
470201	Heating, Ventilation, Air Conditioning, & Refrigeration (Active)	TC	4310	0
470201	Heating, Ventilation, Air Conditioning, & Refrigeration (Active as of 7/28/2017)	CP	0115	0
470603	Collision Repair Technology (Active)	TC	4330	1
470603	Auto Painting (Active as of 1/27/2017)	CP	1470	0
470603	Auto Body and Frame Alignment (Active as of 1/27/2017)	CP	1471	0
470603	Damage Analysis and Estimation (Active as of 2/2/2007)	CP	0316	0
470604	Automotive Service Technology (Active)	TC	4355	0
470605	Diesel Technology (Active)	TC	4460	2
470605	Power Sports & Equipment Technology (Active)	TC	4870	0
470606	Power Equipment Technology (Inactive)	CP	4871	0
470607	Aviation Maintenance Airframe (Active)	TC	0014	0
470608	Aviation Maintenance (Active)	AAS	0240	27
470608	Aviation Maintenance Powerplant (Active)	TC	4360	0
470611	Power Sports Technology (Inactive)	CP	4872	0
470613	Tractor and Trailer Servicing (Active as of 2/2/2007)	CP	0321	0
470614	Alternative Fuels (Inactive)	CP	4469	0
470699	Tire Center Operator (Inactive)	CP	0331	0

480501	Machine Shop (Active)	TC	4680	0
480501	Machine Shop (Active as of 7/28/2017)	CP	4681	0
480508	Welding Technology (Active)	TC	4900	3
480508	Welding Technology (Active as of 5/1/1997)	CP	0336	0
490205	Tractor and Trailer Operation (Active as of 2/2/2007)	CP	4896	7
<i>SoTaPS, TEC Totals</i>				85
000000	Undeclared		0010	318
	3D Program	CTP	003D	0
<i>Overall Totals</i>				1,477

AA – Associate of Arts

AAS – Associate of Applied Science

AGS – Associate of General Studies

AS – Associate of Science

CGS – Certificate of General Studies

CP – Certificate of Proficiency

TC – Technical Certificate