

UNIVERSITY OF ARKANSAS  
PULASKI TECH

---

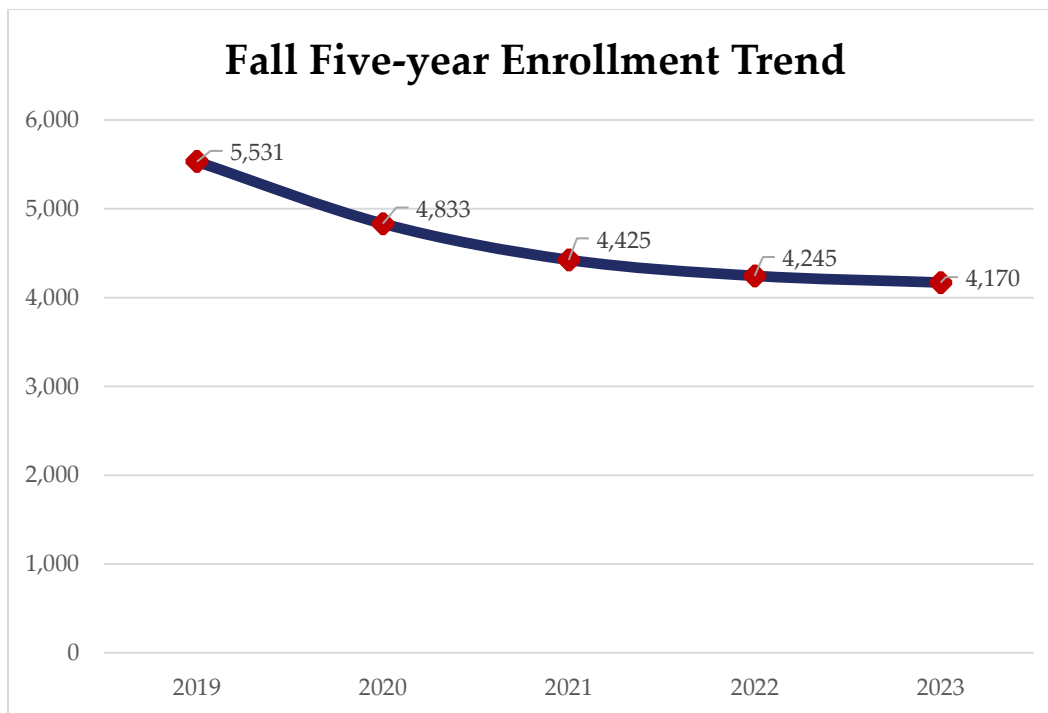
Fall 2023  
Enrollment Report

---



Credit Enrollment: 4,170  
Total Semester Credit Hours (SSCH): 44,045

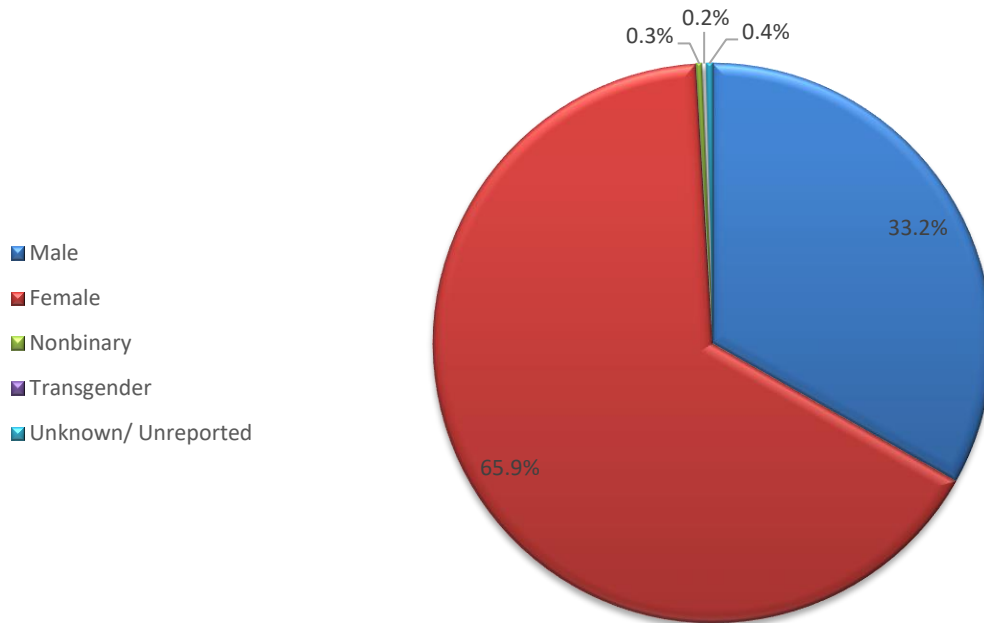
Enrollment and SSCH Changes						
	2019	2020	2021	2022	2023	1-YR Change
Enrollment	5,531	4,833	4,425	4,245	4,170	-1.8%
FTE	3,685	3,319	3,077	2,943	2,936	-0.2%
SSCH	55,273	49,790	46,159	44,142	44,045	-0.2%



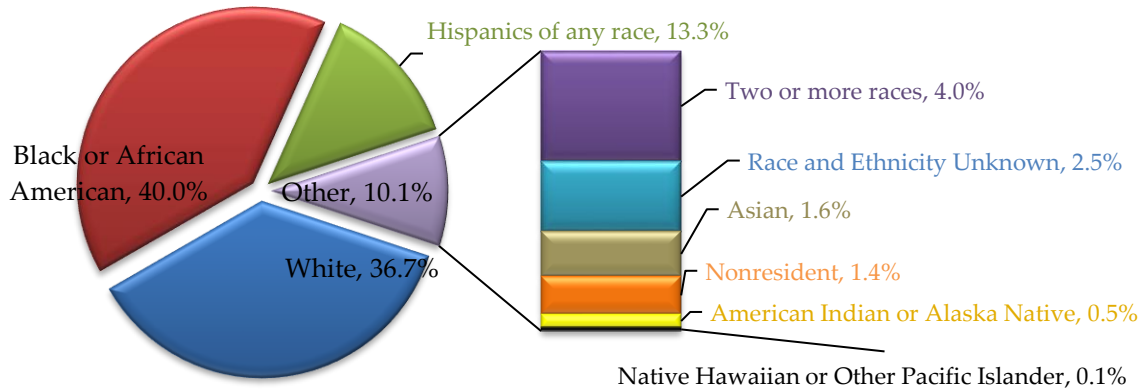
### Enrollment by Gender

Gender	2019	%	2020	%	2021	%	2022	%	2023	%	1-YR Change
Male	2,015	36%	1,653	34%	1,474	33%	1,431	34%	1,384	33.2%	-3.28%
Female	3,516	64%	3,180	66%	2,951	67%	2,814	66%	2,747	65.9%	-2.38%
Nonbinary									14	0.3%	#DIV/0!
Transgender									9	0.2%	#DIV/0!
Unknown/ Unreported									16	0.4%	#DIV/0!
Total	5,531	100%	4,833	100%	4,425	100%	4,245	100%	4,170	100%	-1.77%

### Enrollment by Gender



## Enrollment by Race & Ethnicity



Enrollment by Race & Ethnicity								
Race/Ethnicity	2018	2019	2020	2021	2022	2023	1-YR Change	5-YR Change
Black	2,207	2,218	1,883	1,698	1,643	1,667	1.5%	-24.5%
White	2,393	2,580	2,108	1,843	1,650	1,530	-7.3%	-36.1%
Hispanic or Latino	210	142	236	339	503	553	9.9%	163.3%
Other	635	591	606	545	449	420	-6.5%	-33.9%
Total	5,445	5,531	4,833	4,425	4,245	4,170	-1.8%	-23.4%

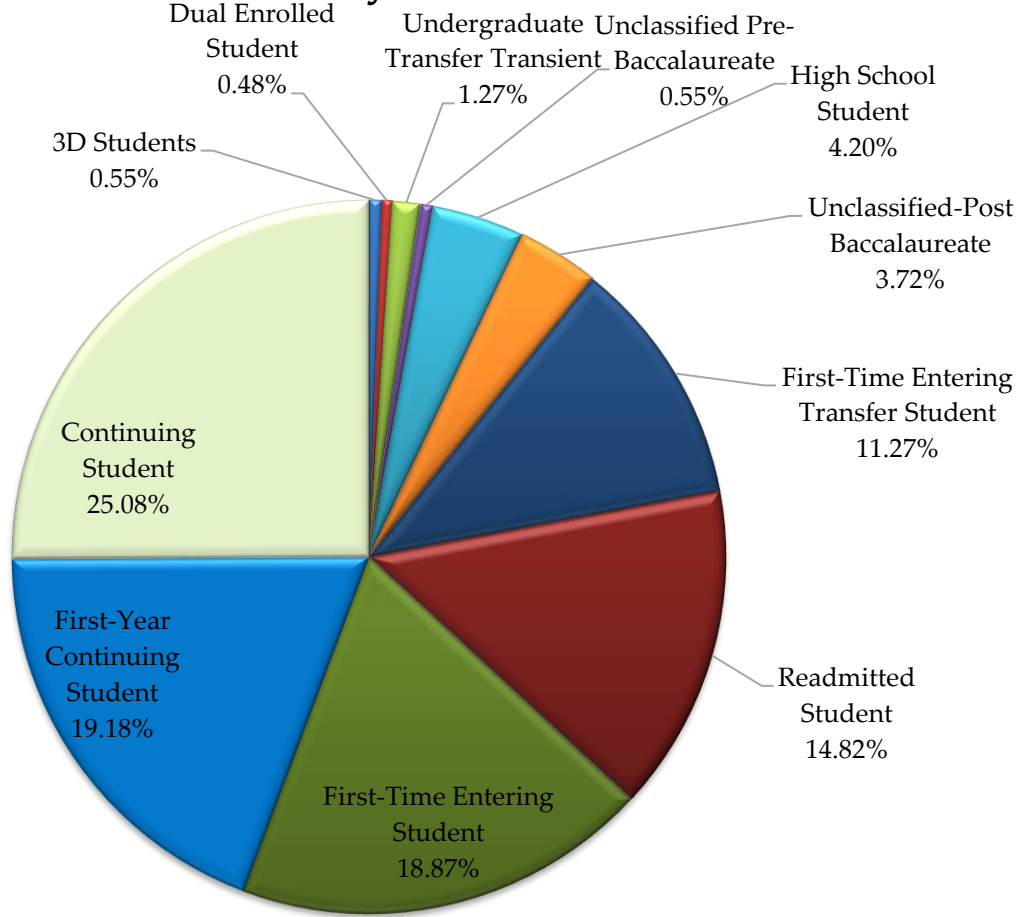
**Average Student Age: 26**

<b>Fall Enrollment by Age Comparisons</b>						
<b>Age Range</b>	<b>2019</b>	<b>2020</b>	<b>2021</b>	<b>2022</b>	<b>2023</b>	<b>1-YR Change</b>
Under 18	612	321	177	199	205	3.0%
18-19 years of age	1,228	1,204	1,183	1,072	965	-10.0%
20-21 years of age	785	684	679	700	737	5.3%
22-24 years of age	741	641	569	531	566	6.6%
25-29 years of age	753	718	672	607	633	4.3%
30-34 years of age	490	470	401	411	403	-1.9%
35-39 years of age	320	295	282	250	249	-0.4%
40-49 years of age	367	309	304	303	255	-15.8%
50-64 years of age	199	166	132	143	122	-14.7%
65 and over	36	25	26	29	35	20.7%
<b>Total</b>	<b>5,531</b>	<b>4,833</b>	<b>4,425</b>	<b>4,245</b>	<b>4,170</b>	<b>-1.8%</b>

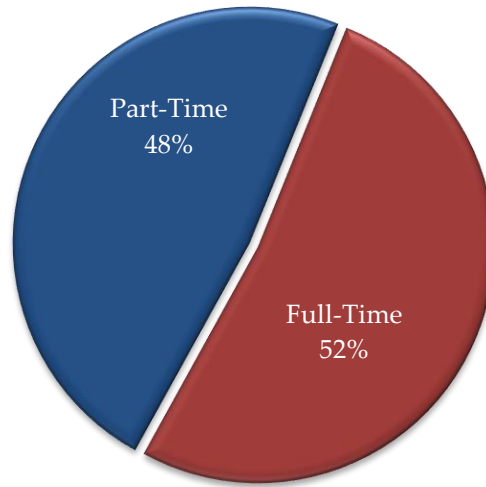
### Enrollment by Enrollment Status

Enroll Status	2021		2022		2023		2021 to 2023 Change	2022 to 2023 Change
	Total	%	Total	%	Total	%	%	%
First-Time Entering	923	21%	796	19%	787	19%	-15%	-1%
First-Year Continuing	928	21%	807	19%	800	19%	-14%	-1%
First-Time Entering Transfer	384	9%	509	12%	470	11%	22%	-8%
Continuing Student	1,290	29%	1,088	26%	1,046	25%	-19%	-4%
Readmitted Student	440	10%	602	14%	618	15%	40%	3%
Unclassified Pre-Baccalaureate	107	2%	43	1%	23	1%	-79%	-47%
Unclassified-Post Baccalaureate	128	3%	138	3%	155	4%	21%	12%
High School Student	124	3%	168	4%	175	4%	41%	4%
Undergraduate Transfer Transient	62	1%	62	1%	53	1%	-15%	-15%
Dual Enrolled Student	25		16		20	0%	-20%	25%
3D Student	14		16		23	1%	64%	44%
<b>Totals</b>	<b>4,425</b>	<b>100%</b>	<b>4,245</b>	<b>100%</b>	<b>4,170</b>	<b>100%</b>	<b>-6%</b>	<b>-2%</b>

### Student Count by Enrollment Status



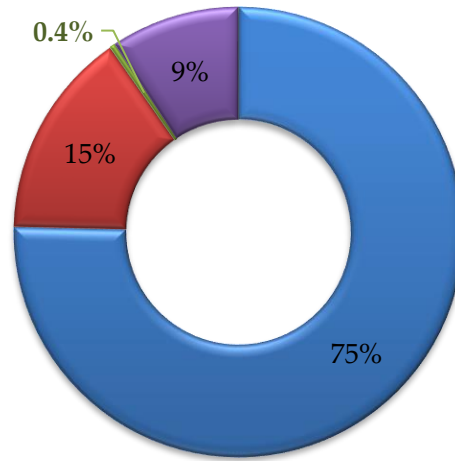
## Attendance Status



Enrollment by Degree Level					
Degree Level	2022	%	2023	%	1-YR Change
Associate Degree	3,597	85%	3,143	75%	-13%
Technical Certificate	227	5%	623	15%	174%
Certificate of Proficiency	39	0.9%	17	0.4%	-56%
Non-Degree	382	9%	387	9%	1%
<b>Total</b>	<b>4,245</b>	<b>100%</b>	<b>4,170</b>	<b>100%</b>	<b>-2%</b>

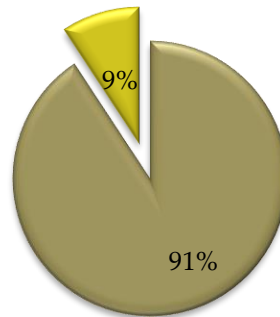


### Degree Level



Associate Degree  
**Technical Certificate**  
 Certificate of Proficiency  
 Non-Degree Seeking

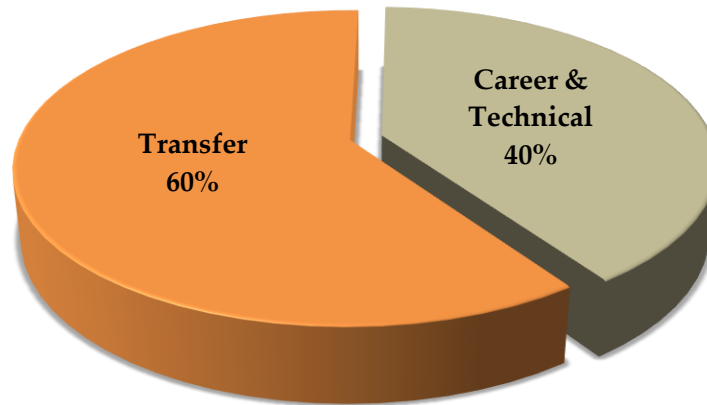
### Degree Intent



Total Degree Seeking  
 Total Non-Degree Seeking

Enrollment by Degree Intent				
Degree Intent	2022 Total	%	2023 Total	%
Total Degree-Seeking	3,863	91%	3,783	91%
Total Non-Degree Seeking	382	9%	387	9%
<b>Total</b>	<b>4,245</b>	<b>100%</b>	<b>4,170</b>	<b>100%</b>

## Enrollment by Degree Type

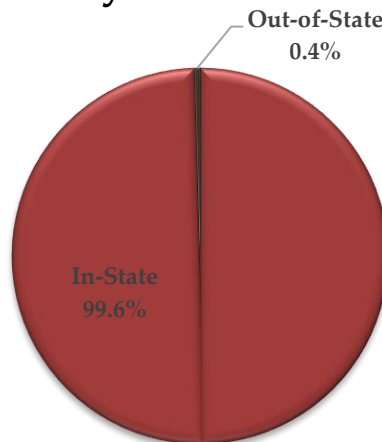


## Enrollment by Location

Site Location	2022 # of Sections	2023 # of Sections	1-YR Change	2022 Duplicated Enrollment	2023 Duplicated Enrollment	1-YR Change	2022 SSCH	2023 SSCH	1-YR Change
Abundant Life Christian Academy	0	1	#DIV/0!	0	8	#DIV/0!	0	24	#DIV/0!
Aerospace Technology Center	10	12	20.0%	118	139	18%	685	780	14%
Baptist Health Schools LR	7	9	28.6%	119	117	-2%	323	325	1%
Business and Industry Center	2	7	250.0%	10	64	540%	40	391	878%
Calvary Academy	3	4	33.3%	38	45	18%	114	135	18%
Jacksonville High School	4	2	-50.0%	22	8	-64%	66	24	-64%
Lisa Academy - North	0	1	#DIV/0!	0	6	#DIV/0!	0	18	#DIV/0!
Little Rock South	184	174	-5.4%	2,225	1,976	-11%	6,898	6,038	-12%
Little Rock School District	2	2	0.0%	22	35	59%	66	105	59%
Main Campus	332	302	-9.0%	4,429	4,287	-3%	12,601	12,688	1%
Northeast AR Career and Technical Center	2	0	-100.0%	38	0	-100%	114	0	-100%
North Little Rock High School	3	3	0.0%	65	51	-22%	195	153	-22%
Online	437	433	-0.9%	8,472	8,624	2%	22,703	23,020	1%
Parkview High School	1	1	0.0%	8	11	38%	24	33	38%
Southwest Christian Academy	0	1	#DIV/0!	0	5	#DIV/0!	0	15	#DIV/0!
St. Vincent Infirmary	14	14	0.0%	159	136	-14%	313	296	-5%
<b>TOTAL</b>	<b>1,001</b>	<b>966</b>	<b>-3.5%</b>	<b>15,725</b>	<b>15,512</b>	<b>-1%</b>	<b>44,142</b>	<b>44,045</b>	<b>0%</b>

Enrollment by Residence Status	
State	Total
Arkansas	4,152
American Samoa	1
Arizona	2
Georgia	1
Michigan	1
Missouri	2
North Carolina	3
Nebraska	2
Oklahoma	2
Tennessee	1
Texas	3
<b>Total</b>	<b>4,170</b>

### Enrollment by Residence Status



<b>Concurrent Enrollment</b>						
High School Code	High School Name	Fall 2019	Fall 2020	Fall 2021	Fall 2022	Fall 2023
101388	A Beka Acad DVD Homeschooler	0	0	1	0	0
41857	Abundant Life Schools	0	2	6	0	8
99999	Academics Plus Charter School	0	2	0	0	0
40257	Arkansas Christian Academy	0	0	2	0	0
40006	Arkansas Connections Academy	0	1	1	0	0
41414	Arkansas Baptist High School	1	0	0	0	0
41868	Arkansas Virtual Academy	2	3	0	0	1
40125	Bauxite High School	20	3	0	0	0
40130	Bay JR SR High School	0	0	0	1	0
40170	Benton High School	43	11	0	0	0
40310	Bryant High School	86	18	2	0	0
41859	Calvary Academy	29	34	20	38	34
60947	Calvary Academy South Lincoln	0	0	0	1	1
41223	Central Arkansas Christian Sch	37	24	0	0	0
41422	Little Rock Central High School	4	1	6	8	21
41412	eStem Charter High School	50	8	0	0	12
444162	Founders Classical Academy	0	0	0	1	0
41950	Greene County Technical HS	0	0	0	1	0
41423	Hall High School	14	14	0	0	0
41060	Heber Springs High School	0	1	0	0	0
AR9999	High School in Arkansas	1	7	0	9	0
969999	Home School	24	19	6	0	1
41125	Hope High School	0	0	1	0	0
41429	J A Fair High School	10	1	0	0	0
41225	Jacksonville High School	58	16	0	9	4
41232	Jacksonville Lighthouse Academy	18	10	4	1	0
41430	Joe T Robinson High School	4	0	0	0	0
41485	John L McClellan High School	0	2	0	0	0
41486	Lisa Academy West High School	0	1	1	0	0
42268	Lisa Academy - North	0	0	10	0	5
41861	Maumelle High School	4	26	0	0	1
41595	Mayflower High School	10	4	4	0	0
40007	North Little Rock Center of Excellence	20	13	14	5	9
41815	Nettleton High School	0	0	0	1	0
41862	New Life Christian Academy	0	3	0	0	0
41860	North Little Rock High School	84	67	38	47	43

41443	Parkview Fine Arts Magnet	0	1	7	14	16
40009	Quest Academy West Little Rock	0	1	1	0	0
42265	Sheridan High School	0	1	0	0	0
41441	Southwest Christian Academy	14	13	14	11	12
1485	Southwest Little Rock High School	0	3	9	5	4
41872	Sylvan Hills High School	20	2	1	0	0
41270	The Academies at Jonesboro HS	0	0	0	15	0
442322	Trinity High School	0	0	1	0	0
	Unknown School	0	0	0	0	3
41272	Valley View High School	0	0	0	1	0
<b>Totals</b>		<b>553</b>	<b>312</b>	<b>149</b>	<b>168</b>	<b>175</b>

### Five Year Trend: Enrollment by Degree Intent

CIP Code	Program Name	Award	Degree Code	Fall 2019	Fall 2020	Fall 2021	Fall 2022	Fall 2023	1-YR Change	5-YR Change
<i>School of Fine Arts, Humanities, and Social Sciences</i>										
131206	Education (Active as of 1/30/2015)	AS	3540	117	137	135	107	87	-18.7%	-25.6%
190706	Early Childhood Development (Active as of 5/1/1997)	AAS	0310	45	49	34	48	48	0.0%	6.7%
190706	Early Childhood Development (Active as of 7/1/1995)	TC	4495	0	0	0	0	0	0.0%	0.0%
190706	Early Childhood Development (Active as of 7/1/1995)	CP	4919	0	0	0	2	0	-100.0%	0.0%
240101	Liberal Arts & Sciences (Active as of 2/1/2002)	AS	1090	2,121	2,255	2,306	2,075	1,708	-17.7%	-19.5%
240101	General Education (Active as of 4/1/1994)	AA	0050	542	167	71	27	12	-55.6%	-97.8%
240101	General Studies (Active as of 2/3/2006)	CGS	0910	1	1	1	0	0	0.0%	-100.0%
240102	General Studies (Active as of 4/27/2007)	AGS	0900	4	7	9	19	22	15.8%	450.0%
<b>Totals</b>				<b>2,830</b>	<b>2,616</b>	<b>2,556</b>	<b>2,278</b>	<b>1,877</b>	<b>-17.6%</b>	<b>-33.7%</b>
<i>School of Science, Mathematics, and Allied Health</i>										
510000	Allied Health (Active as of 1/29/2010)	AAS	3106	33	0	16	47	42	-10.6%	27.3%

510000	Pre-Healthcare Studies (Active as of 2/1/2013)	TC	2510	27	12	31	24	394	1541.7%	1359.3%
510000	Pre-Healthcare Studies (Active as of 2/1/2013)	CP	1510	0	0	0	0	0	0.0%	0.0%
510601	Dental Assisting	TC	4455	1	1	19	3	3	0.0%	200.0%
510707	Health Information Technology (Active as of 4/19/2019)	AAS	0675	55	69	40	19	28	47.4%	-49.1%
510803	Occupational Therapy Assistant (Active as of 10/1/1998)	AAS	0725	36	35	32	34	34	0.0%	-5.6%
510904	Emergency Medical Science - Paramedic (Active as of 4/20/2018)	AS	0470	29	22	15	17	0	-100.0%	-100.0%
510904	Emergency Medical Sciences - Paramedic (Active as of 4/20/2018)	TC	4520	0	0	0	0	20	0.0%	0.0%
510904	Emergency Medical Technology (Active as of 4/19/2019)	CP	0186	3	2	3	16	2	-87.5%	-33.3%
510908	Respiratory Therapy (Active as of 2/1/1999)	AAS	0815	8	22	20	17	21	23.5%	162.5%
510909	Surgical Technology (Active as of 4/19/2019)	AAS	0835	23	18	19	0	8	0.0%	-65.2%
513901	Practical Nursing	TC	4660	48	65	64	55	53	-3.6%	10.4%
513902	Nursing Assistant (Active as of 2/1/2008)	CP	0266	0	0	0	0	0	0.0%	0.0%
<b>Totals</b>				<b>263</b>	<b>246</b>	<b>259</b>	<b>232</b>	<b>605</b>	<b>160.8%</b>	<b>130.0%</b>
<b>School of Technical and Professional Studies Business and Information Technology</b>										
090702	Digital Media Production (Active as of 7/27/2012)	AAS	3395	81	70	61	55	56	1.8%	-30.9%
090702	Digital Media Production (Active as of 7/27/2012)	TC	2395	2	0	2	1	2	100.0%	0.0%
090702	Digital Media Production (Active as of 4/19/2019)	CP	5395	0	0	0	0	0	0.0%	0.0%
110101	Computer Information Systems (Active as of 10/1/1994)	AAS	0320	117	135	108	115	124	7.8%	6.0%
110101	Computer Information Systems (Active as of 10/1/1994)	TC	4380	3	4	0	1	1	0.0%	-66.7%
110101	Computer Information Systems (Active as of 7/29/2005)	CP	0018	0	0	0	2	1	-50.0%	0.0%
111003	Cybersecurity (Active as of 1/25/2019)	TC	1113	1	1	0	0	1	0.0%	0.0%
111003	Cybersecurity (Active as of 1/25/2019)	CP	0125	0	0	0	1	2	100.0%	0.0%

150000	Technology & Engineering (Active as of 5/1/2015)	AS	3487	123	134	127	138	168	21.7%	36.6%
220301	Legal Secretarial (Inactive)	TC	4705	0	2	0	0	0	0.0%	0.0%
220302	Paralegal Technology (Active as of 5/1/1997)	AAS	0610	35	28	30	48	34	-29.2%	-2.9%
220302	Paralegal Technology (Active as of 1/27/2017)	TC	0612	0	0	1	3	0	-100.0%	0.0%
220302	Paralegal Technology (Active as of 1/27/2017)	CP	0611	0	1	1	1	1	0.0%	0.0%
510710	Medical Office Technology (Active as of 2/1/2013)	TC	2517	32	27	26	26	5	-80.8%	-84.4%
510710	Medical Office Technology (Active as of 4/19/2019)	CP	0131	0	0	0	1	0	-100.0%	0.0%
520101	Business (Active as of 4/30/2010)	AS	0308	341	343	290	287	297	3.5%	-12.9%
520201	Business (Active as of 10/1/1993)	AAS	0730	124	107	81	111	88	-20.7%	-29.0%
520204	Office Supervision Management (Active as of 1/27/2017)	TC	4773	4	1	0	0	2	0.0%	-50.0%
520204	Office Supervision Management (Active as of 1/27/2017)	CP	4772	0	0	0	0	0	0.0%	0.0%
520301	Accounting (Active as of 10/1/1993)	TC	4260	2	1	3	5	1	-80.0%	-50.0%
520302	Accounting Technology (Active as of 2/2/2007)	CP	0045	0	0	0	1	0	-100.0%	0.0%
520408	Office Technology (Active as of 10/1/1993)	TC	4650	3	2	4	1	1	0.0%	-66.7%
520408	Office Technology (Active as of 2/2/2007)	CP	4383	0	0	0	1	0	-100.0%	0.0%
520701	Entrepreneurship (Active as of 4/27/2012)	TC	2520	0	1	2	2	1	-50.0%	0.0%
520701	Entrepreneurship (Active as of 5/1/2015)	CP	1520	1	0	0	1	0	-100.0%	-100.0%
521499	Digital Marketing (Active as of 8/23/2021)	TC	2955					9	0.0%	0.0%
521499	Digital Marketing (Active as of 8/23/2021)	CP	1520				7	0	-100.0%	0.0%
<b>Totals</b>				<b>869</b>	<b>857</b>	<b>736</b>	<b>808</b>	<b>794</b>	<b>-1.7%</b>	<b>-8.6%</b>
<i>School of Technical and Professional Studies Culinary Arts and Hospitality</i>										

120501	Baking and Pastry Arts (Active as of 2/4/2011)	AAS	5585	54	46	45	55	52	-5.5%	-3.7%
120501	Baking and Pastry (Active as of 10/27/2006)	TC	4585	0	0	1	1	3	200.0%	0.0%
120501	Basic Pastry (Active as of 7/26/2013)	CP	1585	0	0	0	0	0	0.0%	0.0%
120501	Cake Decorating (Active as of 7/26/2013)	CP	1586	0	0	0	0	0	0.0%	0.0%
120502	Hospitality and Bar Operations (Active as of 4/19/2019)	CP	0502	0	0	0	0	0	0.0%	0.0%
120503	Culinary Arts (Active as of 10/27/2006)	AAS	4590	154	111	119	125	111	-11.2%	-27.9%
120503	Culinary Arts (Active as of 10/27/2006)	TC	4580	0	0	0	3	0	-100.0%	0.0%
120503	Dietary Management (Active as of 4/19/2019)	TC	4586	2	4	3	2	0	-100.0%	-100.0%
120503	Basic Food Preparation (Active as of 7/26/2013)	CP	4581	0	0	0	0	0	0.0%	0.0%
120503	Dietary Management (Active as of 4/19/2019)	CP	4582	0	0	0	0	0	0.0%	0.0%
120504	Restaurant Operations (Active as of 7/26/2013)	CP	1668	0	0	0	0	0	0.0%	0.0%
520901	Hospitality Management (Active as of 2/1/2008)	AAS	3665	23	21	16	18	19	5.6%	-17.4%
520901	Hospitality Management (Active as of 5/1/2015)	TC	1665	1	0	0	0	0	0.0%	-100.0%
520901	Resort Management (Active as of 4/24/2020)	TC	2050	0	0	0	0	0	0.0%	0.0%
520901	Resort Management (Active as of 4/24/2020)	CP	0665	0	0	0	0	0	0.0%	0.0%
520901	Hospitality and Tourism (Active as of 7/26/2013)	CP	1667	0	0	0	0	0	0.0%	0.0%
520901	Food Purchasing (Active as of 7/26/2013)	CP	1669	0	0	1	0	0	0.0%	0.0%
<b>Totals</b>				<b>234</b>	<b>182</b>	<b>185</b>	<b>204</b>	<b>185</b>	<b>-9.3%</b>	<b>-20.9%</b>
<b>School of Technical and Professional Studies Technical Sciences</b>										
120401	Cosmetology (Active as of 4/30/2004)	TC	4420	0	0	1	3	31	933.3%	0.0%
120401	Hair Care (Active as of 4/24/2020)	CP	3420	0	0	0	0	0	0.0%	0.0%



120410	Nail Technology (Active as of 11/4/2005)	TC	4315	0	1	1	1	0	-100.0%	0.0%
120410	Nail Care & Skin Care (Active as of 4/24/2020)	CP	1385		0	0	0	0	0.0%	0.0%
120413	Cosmetology Instruction (Active as of 11/4/2005)	TC	4421	0	1	1	0	0	0.0%	0.0%
150507	Environmental & Safety Technology (Inactive)	AAS	0475	0	0	0	0	0	0.0%	0.0%
150612	Industrial Technology (Inactive)	AAS	0585	0	0	0	0	0	0.0%	0.0%
150613	Automated Manufacturing Systems Technology (Active as of 1/27/2017)	AAS	0635	14	8	6	16	13	-18.8%	-7.1%
150613	Automated Manufacturing Systems Technology (Active as of 1/27/2017)	TC	0634	1	0	1	0	0	0.0%	-100.0%
150613	Manufacturing Systems (Active as of 1/27/2017)	CP	0630	0	0	0	0	0	0.0%	0.0%
150613	Mechanical Systems (Active as of 1/27/2017)	CP	4311	0	0	0	0	0	0.0%	0.0%
150613	Electrical Systems (Active as of 1/27/2017)	CP	4501	0	0	0	1	0	-100.0%	0.0%
150613	Automated Processes (Active as of 1/27/2017)	CP	4771	0	0	0	0	0	0.0%	0.0%
151001	Construction Management Technology (Active as of 4/25/2003)	AAS	0271	16	21	17	8	3	-62.5%	-81.3%
151001	Construction Management (Active as of 1/27/2017)	TC	0273	2	2	0	0	0	0.0%	-100.0%
151001	Construction Management (Active as of 1/27/2017)	CP	0272	0	0	0	0	0	0.0%	0.0%
151202	Applied Electronics Technology (Active as of 7/1/1993)	AAS	0350	13	11	9	6	2	-66.7%	-84.6%
151202	Applied Electronics (Active as of 7/28/2017)	TC	0352	0	0	2	0	0	0.0%	0.0%
151202	Applied Electronics (Active as of 7/28/2017)	CP	0351	0	0	0	0	0	0.0%	0.0%
151301	Drafting & Design Technology (Active as of 4/1/1995)	AAS	0397	20	19	16	14	7	-50.0%	-65.0%
151301	Drafting & Design Technology (Active as of 4/1/1995)	TC	4490	1	2	1	0	0	0.0%	-100.0%
151301	Drafting & Design (Active as of 4/22/2016)	CP	1153	0	0	0	0	0	0.0%	0.0%

299999	Military Technologies (Inactive)	AAS	3456	1	1	0	0	0	0.0%	-100.0%
309999	General Technology (Active as of 4/1/1995)	AAS	0517	160	144	121	111	66	-40.5%	-58.8%
430103	Law Enforcement Administration (Inactive)	AAS	0391	0	0	0	0	0	0.0%	0.0%
460303	Electrical Lineworker Technology (Active as of 2023-08-01)	TC	4925					2	0.0%	0.0%
469999	Construction Technology (Inactive)	TC	4595	0	0	0	0	0	0.0%	0.0%
470201	Heating, Ventilation, Air Conditioning, & Refrigeration (Active as of 5/1/1997)	AAS	0525	50	34	44	34	40	17.6%	-20.0%
470201	Heating, Ventilation, Air Conditioning, & Refrigeration	TC	4310	6	2	6	1	4	300.0%	-33.3%
470201	Heating, Ventilation, Air Conditioning, & Refrigeration (Active as of 7/28/2017)	CP	0115	1	0	1	0	0	0.0%	-100.0%
470603	Collision Repair Technology	TC	4330	9	8	5	11	14	27.3%	55.6%
470603	Auto Painting (Active as of 1/27/2017)	CP	1470	0	1	0	0	0	0.0%	0.0%
470603	Auto Body and Frame Alignment (Active as of 1/27/2017)	CP	1471	0	0	0	0	0	0.0%	0.0%
470603	Damage Analysis and Estimation (Active as of 2/2/2007)	CP	0316	0	0	0	0	0	0.0%	0.0%
470604	Automotive Service Technology	TC	4355	5	6	5	4	3	-25.0%	-40.0%
470605	Diesel Technology	TC	4460	19	28	24	24	20	-16.7%	5.3%
470605	Power Sports & Equipment Technology	TC	4870	1	0	0	0	0	0.0%	-100.0%
470607	Aviation Maintenance Airframe	TC	0014	0	0	0	1	0	-100.0%	0.0%
470608	Aviation Maintenance	AAS	0240	58	59	50	46	53	15.2%	-8.6%
470608	Aviation Maintenance Powerplant	TC	4360	0	1	0	0	1	0.0%	0.0%
470613	Tractor and Trailer Servicing (Active as of 2/2/2007)	CP	0321	0	0	0	0	0	0.0%	0.0%
470614	Alternative Fuels (Inactive)	CP	4469	0	0	0	0	0	0.0%	0.0%
470699	Tire Center Operator (Inactive)	CP	0331	0	0	0	0	0	0.0%	0.0%
480501	Machine Shop	TC	4680	10	8	7	2	3	50.0%	-70.0%
480501	Machine Tool Technology (Active as of 7/28/2017)	CP	4681	0	0	0	1	0	-100.0%	0.0%

480508	Welding Technology	TC	4900	38	50	52	46	49	6.5%	28.9%
480508	Welding Technology (Active as of 5/1/1997)	CP	0336	0	0	0	0	0	0.0%	0.0%
480510	Computer Numerical Control (Active as of 2021-08-23)	CP	0361					1	0.0%	0.0%
490102	Aviation (Inactive)	AS	2090	0	0	0	0	0	0.0%	0.0%
490205	Tractor and Trailer Operation (Active as of 2/2/2007)	CP	4896	8	9	11	11	10	-9.1%	25.0%
<b>Totals</b>				<b>433</b>	<b>416</b>	<b>381</b>	<b>341</b>	<b>322</b>	<b>-5.6%</b>	<b>-25.6%</b>
	Undeclared		0010	902	495	289	359	362	0.8%	-59.9%
	CC 3D Baking	CTP	03DB					7	0.0%	0.0%
	3D Program	CTP	003D	20	21	20	23	18	-21.7%	-10.0%
<b>Overall Totals</b>				<b>5,551</b>	<b>4,833</b>	<b>4,426</b>	<b>4,245</b>	<b>4,170</b>	<b>-1.8%</b>	<b>-24.9%</b>

### Five Year Trend: Completion by Award

CIP Code	Program Name	Award	Degree Code	2018-2019	2019-2020	2020-2021	2021-2022	2022-2023	1-YR Change	5-YR Change
<i>School of Fine Arts, Humanities, and Social Sciences</i>										
131206	Education (Active as of 1/30/2015)	AS	3540	28	26	22	19	29	52.6%	3.6%
190706	Early Childhood Development (Active as of 5/1/1997)	AAS	0310	11	9	9	8	10	25.0%	-9.1%
190706	Early Childhood Development (Active as of 7/1/1995)	TC	4495	9	6	12	6	10	66.7%	11.1%
190706	Early Childhood Development (Active as of 7/1/1995)	CP	4919	2	9	14	6	16	166.7%	700.0%
240101	Liberal Arts & Sciences (Active as of 2/1/2002)	AS	1090	341	325	358	366	308	-15.8%	-9.7%
<b>Totals</b>				<b>391</b>	<b>375</b>	<b>415</b>	<b>405</b>	<b>373</b>	<b>-7.9%</b>	<b>-4.6%</b>
<i>School of Science, Mathematics, and Allied Health</i>										
510000	Allied Health (Active as of 1/29/2010)	AAS	3106	31	17	13	8	17	112.5%	-45.2%
510000	Pre-Healthcare Studies (Active as of 2/1/2013)	TC	2510	18	23	44	143	186	30.1%	933.3%

510000	Pre-Healthcare Studies (Active as of 2/1/2013)	CP	1510	10	19	28	138	178	29.0%	1680.0%
510601	Dental Assisting	TC	4455	13	16	12	16	20	25.0%	53.8%
510707	Health Information Technology (Active as of 4/19/2019)	AAS	0675	0	11	27	26	9	-65.4%	0.0%
510803	Occupational Therapy Assistant (Active as of 10/1/1998)	AAS	0725	18	7	25	19	16	-15.8%	-11.1%
510904	Emergency Medical Science - Paramedic (Active as of 4/20/2018)	AS	0470	0	2	3	3	5	66.7%	0.0%
510904	Emergency Medical Sciences - Paramedic (Active as of 4/20/2018)	TC	4520	0	2	21	10	13	30.0%	0.0%
510904	Emergency Medical Technology (Active as of 4/19/2019)	CP	0186			38	24	41	70.8%	0.0%
510908	Respiratory Therapy (Active as of 2/1/1999)	AAS	0815	13	10	18	18	17	-5.6%	30.8%
510909	Surgical Technology (Active as of 4/19/2019)	AAS	0835	0	6	28	14	0	-100.0%	0.0%
512603	Medication Assistant (Active as of 8/23/2021)	CP	0256				9	16	77.8%	0.0%
513901	Practical Nursing	TC	4660	13	9	25	69	26	-62.3%	100.0%
513902	Nursing Assistant (Active as of 7/1/2020)	CP	0266				2	0	-100.0%	0.0%
<b>Totals</b>				<b>116</b>	<b>122</b>	<b>282</b>	<b>499</b>	<b>544</b>	<b>9.0%</b>	<b>369.0%</b>

**School of Technical and Professional Studies  
Division of Business and Information Technology**

015000	Technology & Engineering (Active as of 5/1/2015)	AS	3487	17	5	13	14	27	92.9%	58.8%
090702	Digital Media Production (Active as of 7/27/2012)	AAS	3395	8	9	7	13	7	-46.2%	-12.5%
090702	Digital Media Production (Active as of 7/27/2012)	TC	2395	5	12	8	18	6	-66.7%	20.0%
090702	Digital Media Production (Active as of 4/19/2019)	CP	5395	0	12	7	19	6	-68.4%	0.0%
110101	Computer Information Systems (Active as of 10/1/1994)	AAS	0320	0	10	19	17	26	52.9%	0.0%
110101	Computer Information Systems (Active as of 10/1/1994)	TC	4380	3	1	6	0	10	0.0%	233.3%
110101	Computer Information Systems (Active as of 7/29/2005)	CP	0018	26	12	22	11	23	109.1%	-11.5%
111003	Cybersecurity (Active as of 1/25/2019)	TC	1113	0	0	1	5	4	-20.0%	0.0%

111003	Cybersecurity (Active as of 1/25/2019)	CP	0125	0	1	4	7	6	-14.3%	0.0%
220302	Paralegal Technology (Active as of 5/1/1997)	AAS	0610	7	8	9	3	4	33.3%	-42.9%
220302	Paralegal Technology (Active as of 1/27/2017)	TC	0612	5	8	9	3	8	166.7%	60.0%
220302	Paralegal Technology (Active as of 1/27/2017)	CP	0611	9	4	12	5	9	80.0%	0.0%
510710	Medical Office Technology (Active as of 2/1/2013)	TC	2517	8	2	11	7	9	28.6%	12.5%
510710	Medical Office Technology (Active as of 4/19/2019)	CP	0131	0	3	12	7	9	28.6%	0.0%
520101	Business (Active as of 4/30/2010)	AS	0308	69	50	67	56	50	-10.7%	-27.5%
520201	Business (Active as of 10/1/1993)	AAS	0730	18	13	22	13	14	7.7%	-22.2%
520204	Office Supervision Management (Active as of 1/27/2017)	TC	4773	4	4	9	3	4	33.3%	0.0%
520204	Office Supervision Management (Active as of 1/27/2017)	CP	4772	6	4	11	3	3	0.0%	-50.0%
520301	Accounting (Active as of 10/1/1993)	TC	4260	6	4	8	5	4	-20.0%	-33.3%
520302	Accounting Technology (Active as of 2/2/2007)	CP	0045	6	4	7	7	7	0.0%	16.7%
520408	Office Technology (Active as of 10/1/1993)	TC	4650	0	4	3	8	1	-87.5%	0.0%
520408	Office Technology (Active as of 2/2/2007)	CP	4383	3	4	3	7	1	-85.7%	-66.7%
520701	Entrepreneurship (Active as of 4/27/2012)	TC	2520	4	5	4	3	8	166.7%	100.0%
520701	Entrepreneurship (Active as of 5/1/2015)	CP	1520	4	9	5	3	9	200.0%	125.0%
521499	Digital Marketing (Active as of 8/23/2021)	TC	2955					4	0.0%	0.0%
<b>Totals</b>				<b>208</b>	<b>188</b>	<b>279</b>	<b>237</b>	<b>259</b>	<b>9.3%</b>	<b>24.5%</b>
<b>School of Technical and Professional Studies Division of Culinary Arts and Hospitality</b>										
120501	Basic Baking (Inactive)	CP	1120	18	26	13	12	0	-100.0%	-100.0%
120501	Basic Pastry (Active as of 7/26/2013)	CP	1585	18	22	12	9	13	44.4%	-27.8%

120501	Cake Decorating (Active as of 7/26/2013)	CP	1586	12	20	13	10	7	-30.0%	-41.7%
120501	Baking and Pastry (Active as of 10/27/2006)	TC	4585	20	16	12	12	9	-25.0%	-55.0%
120501	Baking and Pastry Arts (Active as of 2/4/2011)	AAS	5585	0	15	8	11	10	-9.1%	0.0%
120502	Hospitality and Bar Operations (Active as of 4/19/2019)	CP	0502	0	12	5	2	3	50.0%	0.0%
120503	Culinary Arts (Active as of 10/27/2006)	TC	4580	76	38	26	25	15	-40.0%	-80.3%
120503	Basic Food Preparation (Active as of 7/26/2013)	CP	4581	84	42	29	16	36	125.0%	-57.1%
120503	Dietary Management (Active as of 4/19/2019)	CP	4582	0	0	11	7	6	-14.3%	0.0%
120503	Dietary Management (Active as of 4/19/2019)	TC	4586	0	0	5	4	4	0.0%	0.0%
120503	Culinary Arts (Active as of 10/27/2006)	AAS	4590	39	36	21	25	19	-24.0%	-51.3%
120599	Professional Studies of Spirits & Mixology (Active as of 7/26/2013)	CP	1836	0	1	0	0	0	0.0%	0.0%
120599	Wine & Spirit Studies (Active as of 7/26/2013)	CP	1837	0	5	0	0	0	0.0%	0.0%
120504	Hospitality Management (Active as of 5/1/2015)	TC	1665	8	11	7	5	4	-20.0%	-50.0%
520901	Hospitality and Tourism (Active as of 7/26/2013)	CP	1667	9	12	12	2	4	100.0%	-55.6%
520901	Resort Management (Active as of 4/24/2020)	TC	2050	0	0	0	1	0	-100.0%	0.0%
520901	Resort Management (Active as of 4/24/2020)	CP	0665	0	0	0	1	0	-100.0%	0.0%
120504	Restaurant Operations (Active as of 7/26/2013)	CP	1668	8	11	8	3	2	-33.3%	-75.0%
520901	Food Purchasing (Active as of 7/26/2013)	CP	1669	18	19	12	15	19	26.7%	5.6%
520901	Hospitality Management (Active as of 2/1/2008)	AAS	3665	8	8	8	5	5	0.0%	-37.5%
<b>Totals</b>				<b>318</b>	<b>294</b>	<b>202</b>	<b>165</b>	<b>156</b>	<b>-5.5%</b>	<b>-50.9%</b>
<b>School of Technical and Professional Studies Division of Technical Sciences</b>										
120401	Cosmetology (Active as of 4/30/2004)	TC	4420	4	5	3	37	7	-81.1%	75.0%

120401	Hair Care (Active as of 4/24/2020)	CP	3420		0	28	9	13	44.4%	0.0%
120410	Nail Care & Skin Care (Active as of 4/24/2020)	CP	1385		0	41	22	7	-68.2%	0.0%
120410	Nail Technology (Active as of 11/4/2005)	TC	4315	2	0	7	33	6	-81.8%	200.0%
120413	Cosmetology Instruction (Active as of 11/4/2005)	TC	4421	1	2	2	2	1	-50.0%	0.0%
150507	Environmental & Safety Technology (Inactive)	AAS	0475	0	0	0	0	0	0.0%	0.0%
150612	Industrial Technology (Inactive)	AAS	0585	0	0	0	0	0	0.0%	0.0%
150613	Automated Manufacturing Systems Technology (Active as of 1/27/2017)	AAS	0635	1	1	2	0	1	0.0%	0.0%
150613	Automated Manufacturing Systems Technology (Active as of 1/27/2017)	TC	0634	0	1	2	2	3	50.0%	0.0%
150613	Manufacturing Systems (Active as of 1/27/2017)	CP	0630	0	2	1	4	1	-75.0%	0.0%
150613	Mechanical Systems (Active as of 1/27/2017)	CP	4311	0	0	0	0	0	0.0%	0.0%
150613	Electrical Systems (Active as of 1/27/2017)	CP	4501	0	1	2	2	2	0.0%	0.0%
150613	Automated Processes (Active as of 1/27/2017)	CP	4771	0	1	0	0	0	0.0%	0.0%
150702	Quality Assurance (Active as of 8/23/2021)	CP	0446				15	5	-66.7%	0.0%
151001	Construction Management Technology (Active as of 4/25/2003)	AAS	0271	1	2	2	5	2	-60.0%	100.0%
151001	Construction Management (Active as of 1/27/2017)	TC	0273	0	2	2	5	1	-80.0%	0.0%
151001	Construction Management (Active as of 1/27/2017)	CP	0272	0	2	3	4	1	-75.0%	0.0%
151202	Applied Electronics Technology (Active as of 7/1/1993)	AAS	0350	1	1	3	2	1	-50.0%	0.0%
151202	Applied Electronics (Active as of 7/28/2017)	TC	0352	0	1	3	2	4	100.0%	0.0%
151202	Applied Electronics (Active as of 7/28/2017)	CP	0351	4	2	2	2	4	100.0%	0.0%
151301	Drafting & Design Technology (Active as of 4/1/1995)	AAS	0397	6	7	2	1	5	400.0%	-16.7%
151301	Drafting & Design Technology (Active as of 4/1/1995)	TC	4490	6	7	3	3	6	100.0%	0.0%



151301	Drafting & Design (Active as of 4/22/2016)	CP	1153	6	5	6	3	7	133.3%	16.7%
299999	Military Technologies (Inactive)	AAS	3456	2	3	3	0	0	0.0%	-100.0%
309999	General Technology (Active as of 4/1/1995)	AAS	0517	10	17	22	12	18	50.0%	80.0%
470201	Heating, Ventilation, Air Conditioning, & Refrigeration (Active as of 5/1/1997)	AAS	0525	3	7	0	3	5	66.7%	66.7%
470201	Heating, Ventilation, Air Conditioning, & Refrigeration	TC	4310	3	10	1	3	6	100.0%	100.0%
470201	Heating, Ventilation, Air Conditioning, & Refrigeration (Active as of 7/28/2017)	CP	0115	11	10	13	15	2	-86.7%	-81.8%
470603	Collision Repair Technology	TC	4330	1	4	5	5	5	0.0%	400.0%
470603	Auto Painting (Active as of 1/27/2017)	CP	1470	4	14	10	6	6	0.0%	50.0%
470603	Auto Body and Frame Alignment (Active as of 1/27/2017)	CP	1471	5	6	10	5	6	20.0%	20.0%
470603	Damage Analysis and Estimation (Active as of 2/2/2007)	CP	0316	3	0	6	3	5	66.7%	66.7%
470604	Automotive Service Technology	TC	4355	6	8	8	3	12	300.0%	100.0%
470605	Diesel Technology	TC	4460	3	12	13	8	9	12.5%	200.0%
470605	Power Sports & Equipment Technology	TC	4870	3	2	1	0	0	0.0%	-100.0%
470606	Power Equipment Technology (Inactive)	CP	4871	0	4	0	0	0	0.0%	0.0%
470607	Aviation Maintenance Airframe	TC	0014	9	14	15	19	15	-21.1%	66.7%
470608	Aviation Maintenance	AAS	0240	3	7	4	14	6	-57.1%	100.0%
470608	Aviation Maintenance Powerplant	TC	4360	11	10	11	24	13	-45.8%	18.2%
470611	Power Sports Technology (Inactive)	CP	4872	6	1	0	0	0	0.0%	-100.0%
470613	Tractor and Trailer Servicing (Active as of 2/2/2007)	CP	0321	2	16	14	3	1	-66.7%	-50.0%
470614	Alternative Fuels (Inactive)	CP	4469	8	22	8	0	0	0.0%	-100.0%
470699	Tire Center Operator (Inactive)	CP	0331	21	0	23	0	0	0.0%	-100.0%
470699	Chassis & Brake Specialist	CP	1041				13	9	-30.8%	0.0%
470699	Climate Control & Driveability Specialist (Active as of 8/23/2021)	CP	1705				8	14	75.0%	0.0%
470699	Drivetrain Specialist (Active as of 8/23/2021)	CP	1715				2	15	650.0%	0.0%



480501	Machine Shop	TC	4680	2	7	10	6	0	-100.0%	-100.0%
480501	Machine Tool Technology (Active as of 7/28/2017)	CP	4681	8	10	11	12	0	-100.0%	-100.0%
480508	Welding Technology	TC	4900	6	9	14	17	14	-17.6%	133.3%
480508	Welding Technology (Active as of 5/1/1997)	CP	0336	27	0	48	32	53	65.6%	96.3%
480510	CP Computer Numerical Control	CP	0361				8	1	-87.5%	0.0%
490102	Aviation (Inactive)	AS	2090	0	0	0	0	0	0.0%	0.0%
490205	Tractor and Trailer Operation (Active as of 2/2/2007)	CP	4896	9	8	14	8	10	25.0%	11.1%
<b>Totals</b>				<b>198</b>	<b>243</b>	<b>378</b>	<b>382</b>	<b>302</b>	<b>-20.9%</b>	<b>52.5%</b>
<b>General Studies</b>										
240101	General Education (Active as of 4/1/1994)	AA	0050	92	44	21	24	9	-62.5%	-90.2%
240101	General Studies (Active as of 2/3/2006)	CGS	0910	301	248	200	182	175	-3.8%	-41.9%
240102	General Studies (Active as of 4/27/2007)	AGS	0900	17	21	23	20	29	45.0%	70.6%
<b>Totals</b>				<b>410</b>	<b>313</b>	<b>244</b>	<b>226</b>	<b>213</b>	<b>-5.8%</b>	<b>-48.0%</b>
3D Program		CTP	003D			6	7	5	-28.6%	0.0%
<b>Overall Totals</b>				<b>1,641</b>	<b>1,535</b>	<b>1,806</b>	<b>1,921</b>	<b>1,852</b>	<b>-3.6%</b>	<b>12.9%</b>

CC = Certificate of Completion  
 CP = Certificate of Proficiency  
 CGS = Certificate of General Studies  
 TC = Technical Certificate  
 AA = Associate of Arts  
 AAS = Associate of Applied Sciences  
 AGS = Associate of General Studies  
 AS = Associate of Science