


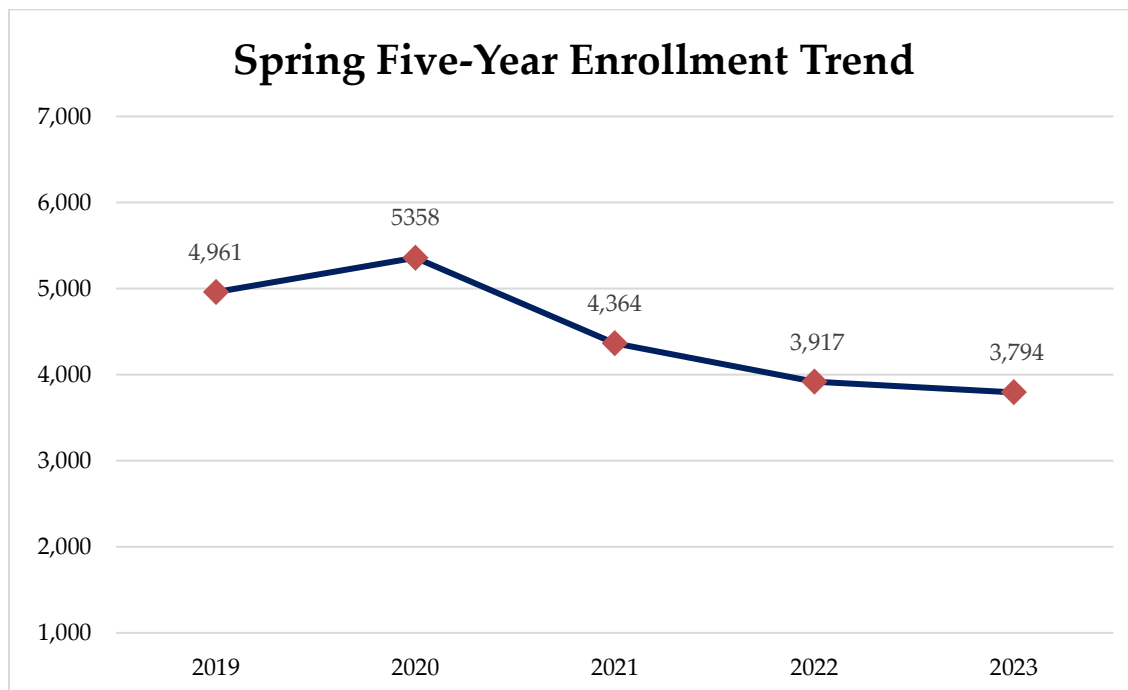
UNIVERSITY OF ARKANSAS
PULASKI TECH

2023 Spring
Enrollment Report



Credit Enrollment: 3,794
Total Semester Credit Hours (SSCH): 38,876

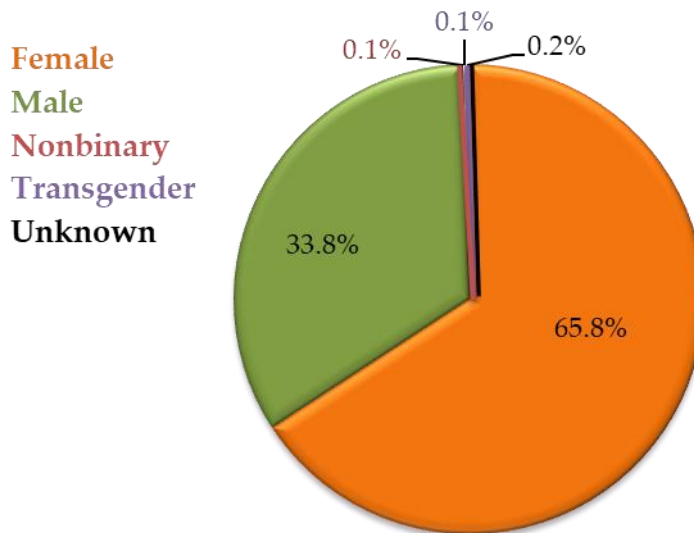
Enrollment, SSCH, FTE Comparisons						
	2019	2020	2021	2022	2023	% Change
Enrollment	4,961	5,358	4,364	3,917	3,794	-3.1%
FTE	3,191	3,470	2,911	2,686	2,592	-3.5%
SSCH	47,870	52,047	43,668	40,296	38,876	-3.5%



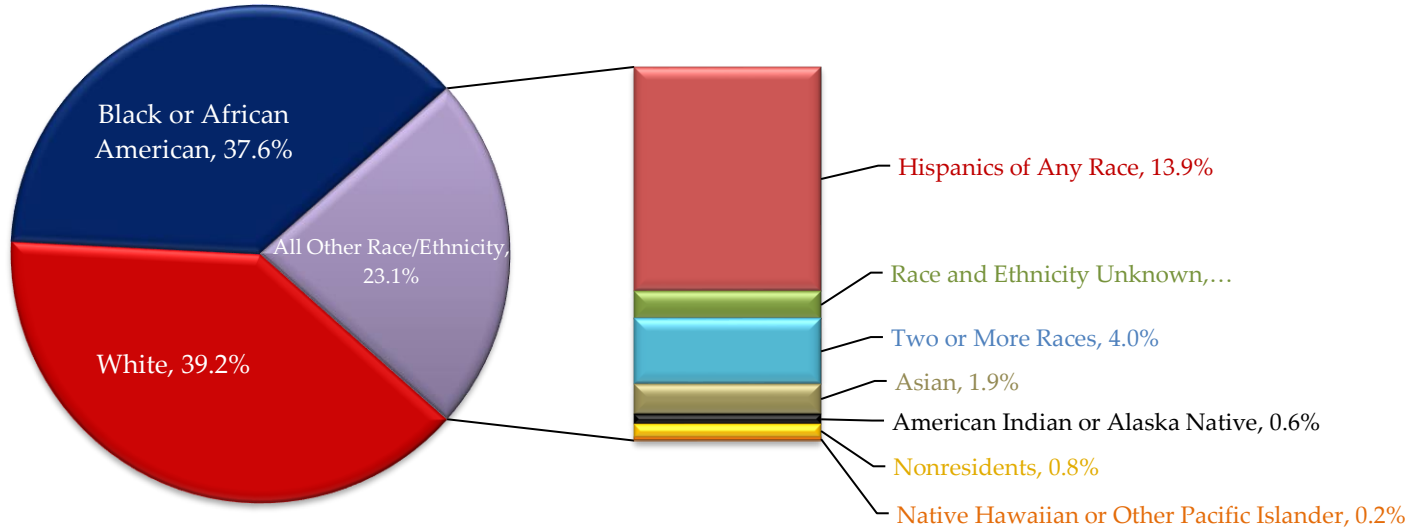
Enrollment by Gender

Gender	2019	%	2020	%	2021	%	2022	%	2023	%	1-YR Change
Female	3,251	66%	3,474	65%	2,919	67%	2,611	66.7%	2,496	65.8%	-4.40%
Male	1,710	34%	1,884	35%	1,430	33%	1,297	33.1%	1,281	33.8%	-1.23%
Nonbinary	0	0%	0	0%	0	0%	0	0.0%	5	0.1%	
Transgender	0	0%	0	0%	0	0%	0	0.0%	4	0.1%	
Unknown/Unreported	0	0%	0	0%	15	0.3%	9	0.2%	8	0.2%	-11.11%
Total	4,961	100%	5,358	100%	4,364	100%	3,917	100%	3,794	100%	-3.14%

Enrollment by Gender



Enrollment by Race & Ethnicity



Enrollment by Race & Ethnicity Changes

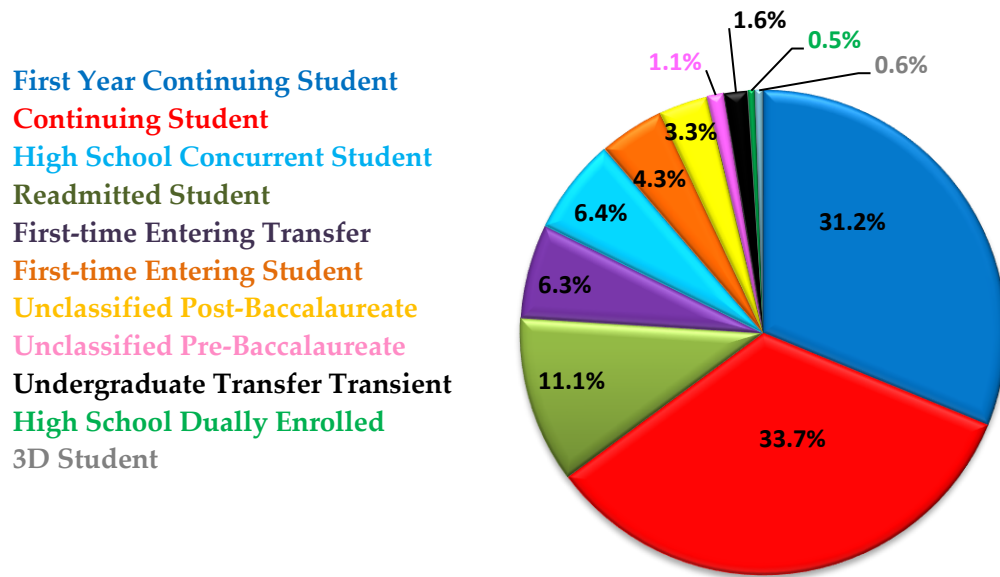
Race/Ethnicity	2019	2020	2021	2022	2023	1-YR % Change
Black or African American	1,999	2,153	1,691	1,640	1,428	-13%
White	2,248	2,438	1,914	1,462	1,489	2%
Hispanics of Any Race	181	167	227	323	526	63%
Other	533	600	532	492	351	-29%
Total	4,961	5,358	4,364	3,917	3,794	-3%

Average Student Age: 26

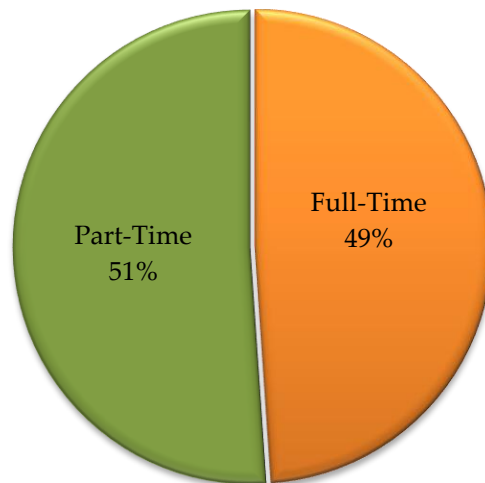
Spring Enrollment by Age Comparisons						
Age Range	2,019	2,020	2021	2022	2023	One-year Difference
Under 18	389	455	215	152	224	47%
18-19 years of age	980	1,152	1,008	940	831	-12%
20-21 years of age	802	787	667	653	695	6%
22-24 years of age	716	740	583	513	513	0%
25-29 years of age	703	753	674	575	530	-8%
30-34 years of age	445	518	445	396	357	-10%
35-39 years of age	317	320	297	261	237	-9%
40-49 years of age	380	389	289	274	254	-7%
50-64 years of age	200	206	161	127	122	-4%
65 and over	29	38	25	26	31	19%
Total	4,961	5,358	4,364	3,917	3,794	-3%

Enrollment Status								
Status	2021		2022		2023		2021 to 2023 Change	2022 to 2023 Change
3D Student	21	0.5%	15	0.4%	21	0.6%	0.0%	0.2%
Continuing Student	1,255	32.0%	1,108	29.2%	1,277	33.7%	1.6%	4.5%
First-time Entering Student	202	5.2%	155	4.1%	165	4.3%	-0.8%	0.3%
First-Time Entering Transfer Student	272	6.9%	248	6.5%	238	6.3%	-0.7%	-0.3%
First-Year Continuing Student	1,726	44.1%	1,656	43.6%	1,184	31.2%	-12.9%	-12.4%
High School Student	303	7.7%	186	4.9%	261	6.9%	-0.9%	2.0%
Readmitted Student	273	7.0%	260	6.9%	422	11.1%	4.2%	4.3%
Unclassified Pre-Baccalaureate	125	3.2%	120	3.2%	43	1.1%	-2.1%	-2.0%
Unclassified-Post Baccalaureate	136	3.5%	120	3.2%	124	3.3%	-0.2%	0.1%
Undergraduate Transfer Transient	50	1.3%	49	1.3%	59	1.6%	0.3%	0.3%
Totals	4,363	100%	3,917	100%	3,794	100%		

Enrollment Status

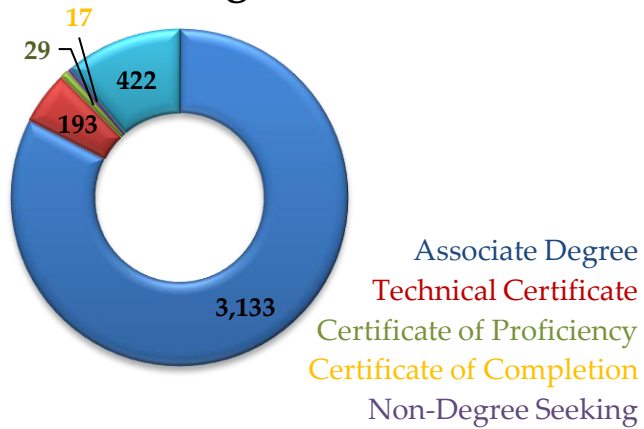


Attendance Status

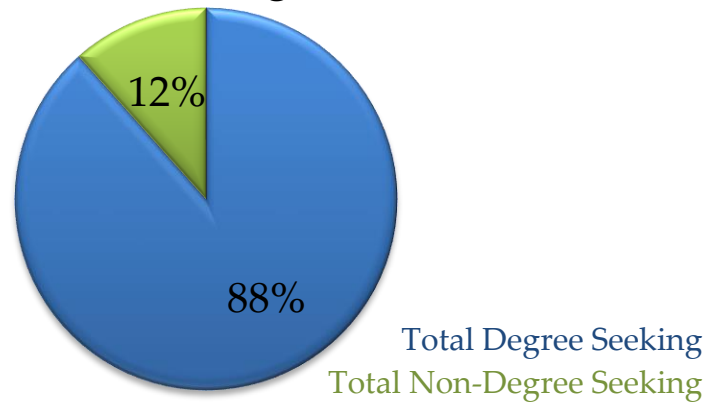


Enrollment by Degree Level					
Degree Level	2022	%	2023	%	1-YR Change
Associate Degree	3,300	84%	3,133	83%	-5%
Technical Certificate	237	6%	193	5%	-19%
Certificate of Proficiency	27	0.7%	29	0.8%	7%
Certificate of Completion	15	0.4%	17	0.4%	13%
Non-Degree	338	9%	422	11%	25%
Total	3,917	100%	3,794	100%	-3%

Degree Level



Degree Intent



Enrollment by Degree Intent					
Degree Intent	2022	%	2023	%	1-YR Change
Total Degree-Seeking	3,564	91%	3,355	88%	-6%
Total Non-Degree Seeking	353	9%	439	12%	24%
Total	3,917	100%	3,794	100%	-3%

Enrollment by Location

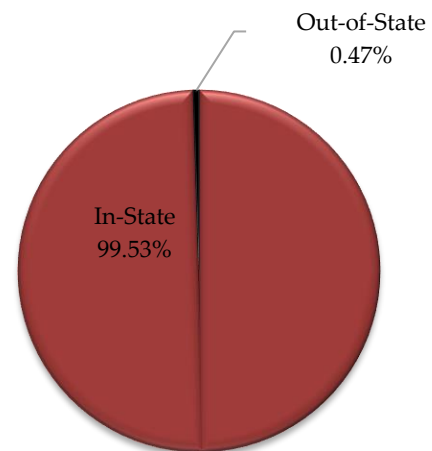
Site Location	2022 # of Sections	2023 # of Sections	1-YR Change	2022 Duplicated Enrollment	2023 Duplicated Enrollment	1-YR Change
Aerospace Technology Center	13	12	-7.7%	124	116	-6%
Baptist Health Schools LR	7	7	0.0%	115	117	2%
Business & Industry Center	0	5	0.0%	0	17	0%
The Excel Center	3	2	-33.3%	15	23	53%
Little Rock South	187	164	-12.3%	1,676	1,643	-2%
Main Campus	337	307	-8.9%	3,926	3,634	-7%
Northeast Arkansas Career and Technical Center	5	7	40.0%	51	175	243%
Online	434	393	-9.4%	8,161	7,689	-6%
St. Vincent Infirmiry	12	12	0.0%	83	128	54%
TOTAL	998	909	-8.9%	14,151	13,542	-4%

x

Enrollment by Residence Status

State	Total
Arkansas	3,776
Arizona	1
Florida	2
Illinois	1
Missouri	1
Mississippi	1
North Carolina	1
Pennsylvania	1
Tennessee	2
Texas	5
Wisconsin	2
Out-of-country	1
Total	3,794

Enrollment by State Residence





Concurrent Enrollment by Location						
High School Code	High School Name	Spring 2019	Spring 2020	Spring 2021	Spring 2022	Spring 2023
41857	Abundant Life Schools	1	0	2	0	0
40329	Academic Center of Excellence	0	0	0	0	0
41528	Academic Plus Charter School	0	1	17	0	0
41432	Accelerated Learning Center	1	0	0	0	0
41414	Arkansas Baptist High School	1	0	0	0	0
40257	Arkansas Christian Academy	0	1	1	2	0
40257	Arkansas Connectons Academy	0	0	2	1	0
41868	Arkansas Virtual Academy	2	2	2	1	0
41414	Baptist Preparatory School	0	1	0	1	0
40130	Bay Junior/Senior High School	0	0	0	2	2
40125	Bauxite High School	10	18	1	0	0
40170	Benton High School	42	48	5	0	0
40310	Bryant High School	57	76	13	2	0
41859	Calvary Academy	32	36	29	25	35
41223	Central Arkansas Christian Sch	42	37	28	0	0
41265	Eastside Baptist Academy	0	0	0	0	1
40730	England High School	0	0	1	0	0
41412	eStem Charter High School	0	47	6	1	0
40775	Flippin High School	0	1	0	0	0
41144	Fountian Lake High School	0	0	1	0	0
799999	GED	32	0	0	1	0
41950	Green County Technical High School	0	0	1	0	0
40935	Greenbrier High School	1	0	0	0	0
41020	Harrisburg High School	0	0	1	0	0
40165	Harmony Grove High School	0	1	0	1	0
49999	High School In Arkansas	6	5	0	0	2
969999_899999	Home School	4	47	25	7	0
41125	Hope High School	0	0	0	1	0
149999	Illinois High School	1	0	0	0	0
41429	J A Fair High School	18	11	1	0	0
41225	Jacksonville High School	23	41	15	0	9
41232	Jacksonville Lighthouse Academy	12	18	3	3	1
41430	Joe T. Robinson High School	0	1	0	0	0
41485	John L McClellan High School	1	3	0	0	0
111730	Jonesboro High School	0	0	0	0	1
41270	Jonesboro High School, The Academies at	0	0	5	19	53



High School Code	High School Name	Spring 2019	Spring 2020	Spring 2021	Spring 2022	Spring 2023
42268	Lisa Academy	0	1	1	9	0
41422	Little Rock Central High School	22	19	7	7	12
41453	Little Rock Christian Academy	1	0	0	0	0
41423	Little Rock Hall High School	29	20	10	1	0
41485	Little Rock John McClellan High School	0	0	1	0	0
41861	Maumelle High School	0	3	4	0	0
41595	Mayflower High School	0	10	5	7	0
112360	McIntosh High School	0	0	1	0	0
41815	Nettleton High School	0	0	0	0	10
41862	New Life Christian Academy	1	2	1	0	0
40007	North Little Rock Ctr Excellence	20	12	12	11	3
41860	North Little Rock High School	101	85	57	43	62
41960	Paragould High School	0	0	2	1	4
41443	Parkview Fine Arts Magnet	6	13	10	11	29
42100	Poyen High School	1	0	0	0	0
41444	Pulaski Academy	1	0	0	0	0
40009	Quest Academy West Little Rock	1	0	0	0	0
42265	Sheridan High School	0	2	1	0	0
41441	Southwest Christian Academy	15	14	11	12	10
1485	Southwest Little Rock High School	0	0	4	10	3
41872	Sylvan Hills High School	0	20	1	2	0
42455	Trumann High School	0	0	0	1	0
999999	Unknown	4	1	16	4	0
41272	Valley View High School	0	0	0	0	4
42575	Walnut Ridge High School	0	0	0	0	1
41274	Westside High School	0	0	0	0	2
42390	Wilbur D Mills High School	1	0	0	0	0
		489	597	303	186	244

Three-Year Trend: Enrollment by Program

CIP Code	Program Name	Award	Degree Code	Spring 2021	Spring 2022	Spring 2023	1-YR Change	3-YR Change
090702	Digital Media Production (Active as of 7/27/2012)	TC	2395	4	0	0	0.0%	-100.0%
090702	Digital Media Production - Audio Engineering and Video (Active as of 7/27/2012)	AAS	3395-A	29	23	21	-8.7%	-27.6%
090702	Digital Media Production - Graphics and Web Design (Active as of 7/27/2012)	AAS	3395-G	37	29	27	-6.9%	-27.0%
090702	Digital Media Production (Active as of 4/19/2019)	CP	5395	0	0	0	0.0%	0.0%
090702	Digital Media Production - Cinematography and Editing (Inactive as of 6/30/2019)	AAS	3395-D	1	0	0	0.0%	-100.0%
110101	Computer Information Systems (Active as of 7/29/2005)	CP	0018	0	0	1	0.0%	0.0%
110101	Computer Information Systems (Active as of 10/1/1994)	TC	4380	3	2	1	-50.0%	-66.7%
110101	Computer Information Systems - Computer Programming (Active as of 10/1/1994)	AAS	0320-A	41	51	38	-25.5%	-7.3%
110101	Computer Information Systems - Cybersecurity (Active as of 10/1/1994)	AAS	0320-C	24	8	41	412.5%	70.8%
110101	Computer Information Systems - End User Support (Inactive as of 6/30/2019)	AAS	0320-E	1	2	0	-100.0%	-100.0%
110101	Computer Information Systems - Networking (Active as of 10/1/1994)	AAS	0320-N	36	46	31	-32.6%	-13.9%
110101	Computer Information Systems - Web Design (Active as of 6/30/2019)	AAS	0320-W	0	0	0	0.0%	0.0%
111003	Cybersecurity (Active as of 1/25/2019)	CP	0125	1	1	1	0.0%	0.0%

CIP Code	Program Name	Award	Degree Code	Spring 2021	Spring 2022	Spring 2023	1-YR Change	3-YR Change
111003	Cybersecurity (Active as of 1/25/2019)	TC	1113	0	0	2	0.0%	0.0%
120401	Hair Care (Active as of 8/24/2020)	CP	1385	0	0	0	0.0%	0.0%
120401	Cosmetology (Active as of 4/30/2004)	TC	4420	0	3	9	200.0%	0.0%
120410	Nail Care and Skin Care (Active as of 8/24/2020)	CP	3420	0	0	0	0.0%	0.0%
120410	Nail Technology (Active as of 11/4/2005)	TC	4315	2	1	2	100.0%	0.0%
120413	Cosmetology Instruction (Active as of 11/4/2005)	TC	4421	0	0	0	0.0%	0.0%
120501	Basic Pastry (Active as of 7/26/2013)	CP	1585	0	0	0	0.0%	0.0%
120501	Cake Decorating (Active as of 7/26/2013)	CP	1586	0	0	0	0.0%	0.0%
120501	Baking and Pastry (Active as of 10/27/2006)	TC	4585	0	1	0	-100.0%	0.0%
120501	Baking and Pastry Arts (Active as of 2/4/2011)	AAS	5585	35	34	50	47.1%	42.9%
120502	Hospitality and Bar Operations (Active as of 4/19/2019)	CP	0502	0	0	0	0.0%	0.0%
120503	Dietary Management (Active as of 4/19/2019)	TC	4586	2	1	1	0.0%	-50.0%
120503	Culinary Arts (Active as of 10/27/2006)	AAS	4590	112	114	103	-9.6%	-8.0%
120503	Basic Food Preparation (Active as of 7/26/2013)	CP	4581	0	0	0	0.0%	0.0%
120503	Dietary Management (Active as of 4/19/2019)	CP	4582	0	0	0	0.0%	0.0%
120503	Culinary Arts (Active as of 10/27/2006)	TC	4580	1	1	2	100.0%	100.0%
120504	Restaurant Operations	CP	1668	0	0	0	0.0%	0.0%

CIP Code	Program Name	Award	Degree Code	Spring 2021	Spring 2022	Spring 2023	1-YR Change	3-YR Change
131206	Education (Active as of 1/30/2015)	AS	3540	115	115	89	-22.6%	-22.6%
150000	Technology & Engineering (Active as of 5/1/2015)	AS	3487	104	113	132	16.8%	26.9%
150613	Automated Processes (Active as of 1/27/2017)	CP	4771	0	0	0	0.0%	0.0%
150613	Electrical Systems (Active as of 1/27/2017)	CP	4501	0	0	0	0.0%	0.0%
150613	Manufacturing Systems (Active as of 1/27/2017)	CP	0630	0	0	0	0.0%	0.0%
150613	Mechanical Systems (Active as of 1/27/2017)	CP	4311	0	0	0	0.0%	0.0%
150613	Automated Manufacturing Systems Technology (Active as of 1/27/2017)	TC	0634	1	1	0	-100.0%	-100.0%
150613	Automated Manufacturing Systems Technology (Active as of 1/27/2017)	AAS	0635	8	4	11	175.0%	37.5%
150702	Quality Assurance (Active as of 8/23/2021)	CP	0446	0	0	0	0.0%	0.0%
151001	Construction Management (Active as of 1/27/2017)	CP	0272	0	0	0	0.0%	0.0%
151001	Construction Management (Active as of 1/27/2017)	TC	0273	1	1	0	-100.0%	-100.0%
151001	Construction Management Technology (Active as of 4/25/2003)	AAS	0271	15	17	3	-82.4%	-80.0%
151202	Applied Electronics (Active as of 7/28/2017)	CP	0351	0	0	0	0.0%	0.0%
151202	Applied Electronics (Active as of 7/28/2017)	TC	0352	0	0	0	0.0%	0.0%
151202	Applied Electronics Technology (Active as of 7/1/1993)	AAS	0350	5	10	5	-50.0%	0.0%
151301	Drafting & Design (Active as of 4/22/2016)	CP	1153	0	0	0	0.0%	0.0%

CIP Code	Program Name	Award	Degree Code	Spring 2021	Spring 2022	Spring 2023	1-YR Change	3-YR Change
151301	Drafting & Design Technology (Active as of 4/1/1995)	TC	4490	1	2	0	-100.0%	-100.0%
151301	Drafting & Design Technology (Active as of 4/1/1995)	AAS	0397	19	12	12	0.0%	-36.8%
190706	Early Childhood Development (Active as of 7/1/1995)	CP	4919	0	2	1	-50.0%	0.0%
190706	Early Childhood Development (Active as of 7/1/1995)	TC	4495	0	0	0	0.0%	0.0%
190706	Early Childhood Development (Active as of 5/1/1997)	AAS	0310	39	39	41	5.1%	5.1%
220301	Legal Secretarial (Inactive as of 6/30/2022)	TC	4705	1	0	0	0.0%	-100.0%
220302	Paralegal Technology (Active as of 1/27/2017)	CP	0611	0	1	0	-100.0%	0.0%
220302	Paralegal Technology (Active as of 1/27/2017)	TC	0612	0	3	3	0.0%	0.0%
220302	Paralegal Technology (Active as of 5/1/1997)	AAS	0610	24	35	38	8.6%	58.3%
240101	General Studies (Active as of 2/3/2006)	CGS	0910	0	1	1	0.0%	0.0%
240101	General Education (Active as of 4/1/1994)	AA	0050	118	48	14	-70.8%	-88.1%
240101	Liberal Arts & Sciences (Active as of 2/1/2002)	AS	1090	2,071	1,945	1,807	-7.1%	-12.7%
240102	General Studies (Active as of 4/27/2007)	AGS	0900	12	6	5	-16.7%	-58.3%
240102	General Studies - Business and Information Studies (Active as of 4/27/2007)	AGS	0900-B	2	1	1	0.0%	-50.0%
240102	General Studies - Education (Active as of 4/27/2007)	AGS	0900-E	1	1	1	0.0%	0.0%
240102	General Studies - Allied Health (Active as of 4/27/2007)	AGS	0900-A	4	2	8	300.0%	100.0%

CIP Code	Program Name	Award	Degree Code	Spring 2021	Spring 2022	Spring 2023	1-YR Change	3-YR Change
240102	General Studies - Arts and Humanities (Active as of 4/27/2007)	AGS	0900-H	0	1	2	100.0%	0.0%
240102	General Studies - Math and Social Sciences (Active as of 4/27/2007)	AGS	0900-M	0	0	0	0.0%	0.0%
240102	General Studies - Technical Sciences (Active as of 4/27/2007)	AGS	0900-T	0	0	0	0.0%	0.0%
299999	Military Technologies (Inactive as of 6/30/2021)	AAS	3456	0	1	0	-100.0%	0.0%
309999	General Technology - Drafting	AAS	0517-R	1	1	0	-100.0%	-100.0%
309999	General Technology - Machine Tool/CNC	AAS	0517-T	1	2	0	-100.0%	-100.0%
309999	General Technology - Nail Technology	AAS	0517-N	11	10	0	-100.0%	-100.0%
309999	General Technology - HVAC	AAS	0517-H	9	5	3	-40.0%	-66.7%
309999	General Technology - Cosmetology	AAS	0517-S	43	45	22	-51.1%	-48.8%
309999	General Technology - Diesel Technology	AAS	0517-D	1	0	1	0.0%	0.0%
309999	General Technology - Applied Electronics	AAS	0517-E	1	0	0	0.0%	-100.0%
309999	General Technology - AMS	AAS	0517-M	1	0	1	0.0%	0.0%
309999	General Technology - Welding	AAS	0517-W	10	4	4	0.0%	-60.0%
309999	General Technology - Automotive Technology	AAS	0517-A	29	31	33	6.5%	13.8%
309999	General Technology (Active as of 4/1/1995)	AAS	0517	9	4	9	125.0%	0.0%
309999	General Technology - Construction	AAS	0517-C	0	0	0	0.0%	0.0%

CIP Code	Program Name	Award	Degree Code	Spring 2021	Spring 2022	Spring 2023	1-YR Change	3-YR Change
309999	General Technology - Collision Repair	AAS	0517-O	1	1	2	100.0%	100.0%
470201	Heating, Ventilation, Air Conditioning, & Refrigeration (Active as of 7/28/2017)	CP	0115	0	0	0	0.0%	0.0%
470201	Heating, Ventilation, Air Conditioning, & Refrigeration	TC	4310	3	3	3	0.0%	0.0%
470201	Heating, Ventilation, Air Conditioning, & Refrigeration (Active as of 5/1/1997)	AAS	0525	37	30	35	16.7%	-5.4%
470603	Auto Painting (Active as of 1/27/2017)	CP	1470	0	0	0	0.0%	0.0%
470603	Auto Body and Frame Alignment (Active as of 1/27/2017)	CP	1471	0	0	0	0.0%	0.0%
470603	Damage Analysis & Estimation (Active as of 7/1/2020)	CP	0316	0	0	0	0.0%	0.0%
470603	Collision Repair Technology (Active)	TC	4330	9	6	7	16.7%	-22.2%
470604	Automotive Service Technology (Active)	TC	4355	7	1	5	400.0%	-28.6%
470605	Diesel Technology (Active)	TC	4460	15	22	21	-4.5%	40.0%
470607	Aviation Maintenance Airframe (Active)	TC	0014	0	0	1	0.0%	0.0%
470608	Aviation Maintenance Powerplant (Active)	TC	4360	0	0	0	0.0%	0.0%
470608	Aviation Maintenance (Active)	AAS	0240	50	49	47	-4.1%	-6.0%
470613	Tractor and Trailer Servicing (Active as of 7/1/2020)	CP	0321	0	0	0	0.0%	0.0%
470699	Chassis & Brake Specialist (Active as of 4/23/2021)	CP	1041	0	0	0	0.0%	0.0%
470699	Climate Control & Driveability Specialist (Active as of 4/23/2021)	CP	1705	0	0	0	0.0%	0.0%

CIP Code	Program Name	Award	Degree Code	Spring 2021	Spring 2022	Spring 2023	1-YR Change	3-YR Change
470699	Drivetrain Specialist (Active as of 4/23/2021)	CP	1715	0	0	0	0.0%	0.0%
480501	Machine Tool Technology (Active as of 7/28/2017)	CP	4681	0	1	0	-100.0%	0.0%
480501	Machine Shop (Active)	TC	4680	8	5	2	-60.0%	-75.0%
480508	Welding (Active as of 5/1/1997)	CP	0336	0	0	0	0.0%	0.0%
480508	Welding Technology (Active)	TC	4900	51	52	32	-38.5%	-37.3%
480510	Computer Numerical Control (Active as of 8/23/2021)	CP	0361	0	0	6	0.0%	0.0%
490205	Tractor and Trailer Operation (Active as of 2/2/2007)	CP	4896	7	20	6	-70.0%	-14.3%
510000	Pre-Healthcare Studies (Active as of 2/1/2013)	CP	1510	0	0	0	0.0%	0.0%
510000	Pre-Healthcare Studies (Active as of 2/1/2013)	TC	2510	23	39	17	-56.4%	-26.1%
510000	Allied Health - Dental Assisting	AAS	3106-D	9	0	22	0.0%	144.4%
510000	Allied Health - Histotechnology	AAS	3106-H	0	0	1	0.0%	0.0%
510000	Allied Health - Radiography	AAS	3106-R	14	15	23	53.3%	64.3%
510000	Allied Health - Sleep Technology	AAS	3106-L	0	0	0	0.0%	0.0%
510000	Allied Health - Surgical Technology	AAS	3106-U	0	1	1	0.0%	0.0%
510601	Dental Assisting (Active)	TC	4455	2	16	1	-93.8%	-50.0%
510707	Health Information Technology (Active as of 4/19/2019)	AAS	0675	67	26	20	-23.1%	-70.1%
510710	Medical Office Technology (Active as of 4/19/2019)	CP	0131	0	0	1	0.0%	0.0%

CIP Code	Program Name	Award	Degree Code	Spring 2021	Spring 2022	Spring 2023	1-YR Change	3-YR Change
510710	Medical Office Technology (Active as of 2/1/2013)	TC	2517	21	22	15	-31.8%	-28.6%
510803	Occupational Therapy Assistant (Active as of 10/1/1998)	AAS	0725	34	33	34	3.0%	0.0%
510904	Emergency Medical Technology (Active as of 4/19/2019)	CP	0186	0	1	11	1000.0%	0.0%
510904	Emergency Medical Sciences - Paramedic (Active as of 4/20/2018)	TC	4520	0	0	1	0.0%	0.0%
510904	Emergency Medical Science - Paramedic (Active as of 4/20/2018)	AAS	0470	14	17	18	5.9%	28.6%
510908	Surgical Technology (Active as of 4/19/2019)	AAS	0835	19	14	9	-35.7%	-52.6%
510908	Respiratory Therapy (Active as of 2/1/1999)	AAS	0815	18	18	17	-5.6%	-5.6%
512603	Medication Assistant (Active as of 8/23/2021)	CP	0256	0	0	2	0.0%	0.0%
513901	Practical Nursing - Non-traditional Track (Active)	TC	4660- N	10	10	1	-90.0%	-90.0%
513901	Practical Nursing - Traditional Track (Active)	TC	4660-T	37	32	33	3.1%	-10.8%
513902	Nursing Assistant (Active as of 2/1/2008)	CP	0266	0	0	0	0.0%	0.0%
520101	Business (Active as of 4/30/2010)	AS	0308	305	248	249	0.4%	-18.4%
520201	Business - Accounting	AAS	0730- A	25	19	23	21.1%	-8.0%
520201	Business - Entrepreneurship	AAS	0730-E	27	29	40	37.9%	48.1%
520201	Business - Insurance	AAS	0730-I	0	1	1	0.0%	0.0%
520201	Business - Office Supervision and Management	AAS	0730-S	22	18	17	-5.6%	-22.7%

CIP Code	Program Name	Award	Degree Code	Spring 2021	Spring 2022	Spring 2023	1-YR Change	3-YR Change
520201	Business - Office Technology	AAS	0730-T	22	10	4	-60.0%	-81.8%
520204	Office Supervision Management (Active as of 1/27/2017)	CP	4772	1	0	0	0.0%	-100.0%
520204	Office Supervision Management (Active as of 1/27/2017)	TC	4773	1	0	1	0.0%	0.0%
520301	Accounting (Active as of 10/1/1993)	TC	4260	1	3	2	-33.3%	100.0%
520302	Accounting Technology (Active as of 2/2/2007)	CP	0045	0	0	0	0.0%	0.0%
520408	Office Technology (Active as of 2/2/2007)	CP	4383	0	0	0	0.0%	0.0%
520408	Office Technology (Active as of 10/1/1993)	TC	4650	3	2	0	-100.0%	-100.0%
520701	Entrepreneurship (Active as of 5/1/2015)	CP	1520	0	0	0	0.0%	0.0%
520701	Entrepreneurship (Active as of 4/27/2012)	TC	2520	0	4	2	-50.0%	0.0%
520901	Food Purchasing (Active as of 7/26/2013)	CP	1669	0	0	0	0.0%	0.0%
520901	Hospitality and Tourism (Active as of 7/26/2013)	CP	1667	0	0	0	0.0%	0.0%
520901	Resort Management (Active as of 4/24/2020)	CP	0665	0	0	0	0.0%	0.0%
520901	Hospitality Management (Active as of 5/1/2015)	TC	1665	0	0	0	0.0%	0.0%
520901	Resort Management (Active as of 4/24/2020)	TC	2050	0	0	0	0.0%	0.0%
520901	Hospitality Management (Active as of 2/1/2008)	AAS	3665	22	15	17	13.3%	-22.7%
521499	Digital Marketing (Active as of 8/23/2021)	TC	2955	0	1	7	600.0%	0.0%
521701	Insurance (Active as of 8/23/2021)	TC	2065	0	1	0	-100.0%	0.0%

CIP Code	Program Name	Award	Degree Code	Spring 2021	Spring 2022	Spring 2023	1-YR Change	3-YR Change
000000	Undeclared/Non-Degree Seeking		0010	377	289	439	51.9%	16.4%
000000	3D Program - General	CC	003D	20	15	17	13.3%	-15.0%
000000	3D Program - Baking	CC	03DB	0	0	4	0%	0.0%
000000	3D Program - Culinary	CC	03DC	0	0	0	0.0%	0.0%
000000	3D Program - Hospitality	CC	03DH	0	0	0	0.0%	0.0%
	Total Enrollment			4,364	3,917	3,794	-3.1%	-13.1%

CC = Certificate of Completion
 CP = Certificate of Proficiency
 CGS = Certificate of General Studies
 TC = Technical Certificate
 AA = Associate of Arts
 AAS = Associate of Applied Sciences
 AGS = Associate of General Studies
 AS = Associate of Science