

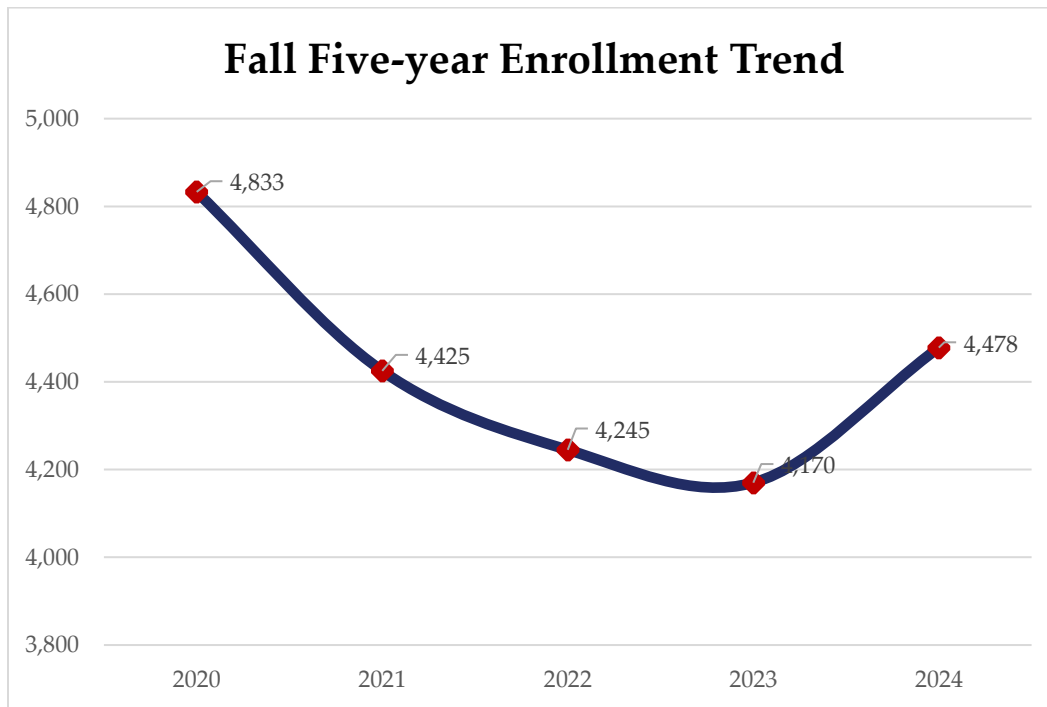
UNIVERSITY OF ARKANSAS
PULASKI TECH

Fall 2024
Enrollment Report



Credit Enrollment: 4,478
Total Semester Credit Hours (SSCH): 44,853

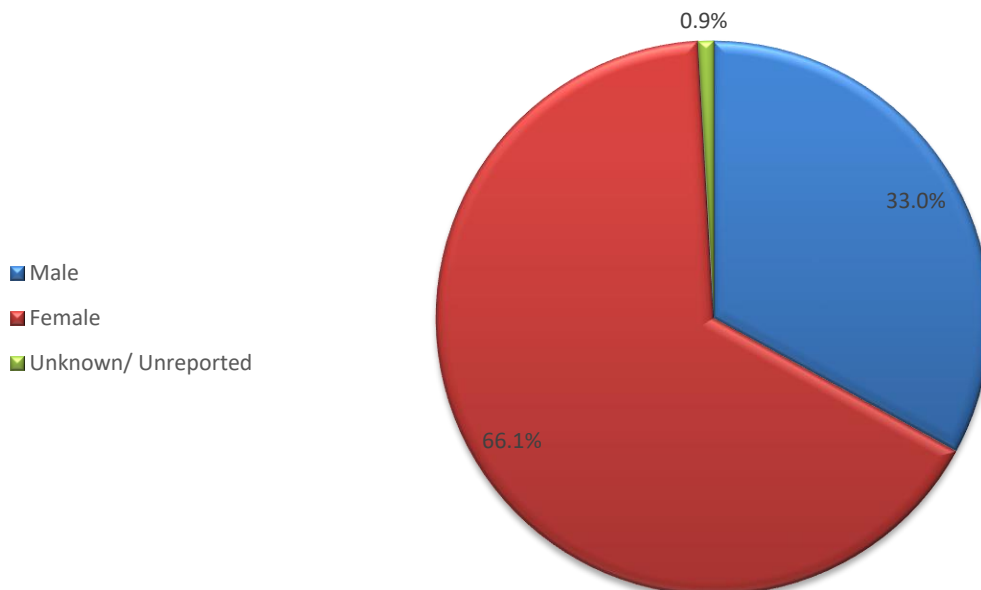
Enrollment and SSCH Changes						
	2020	2021	2022	2023	2024	1-YR Change
Enrollment	4,833	4,425	4,245	4,170	4,478	7.4%
FTE	3,319	3,077	2,943	2,936	2,990	7.6%
SSCH	49,790	46,159	44,142	44,045	44,853	1.8%



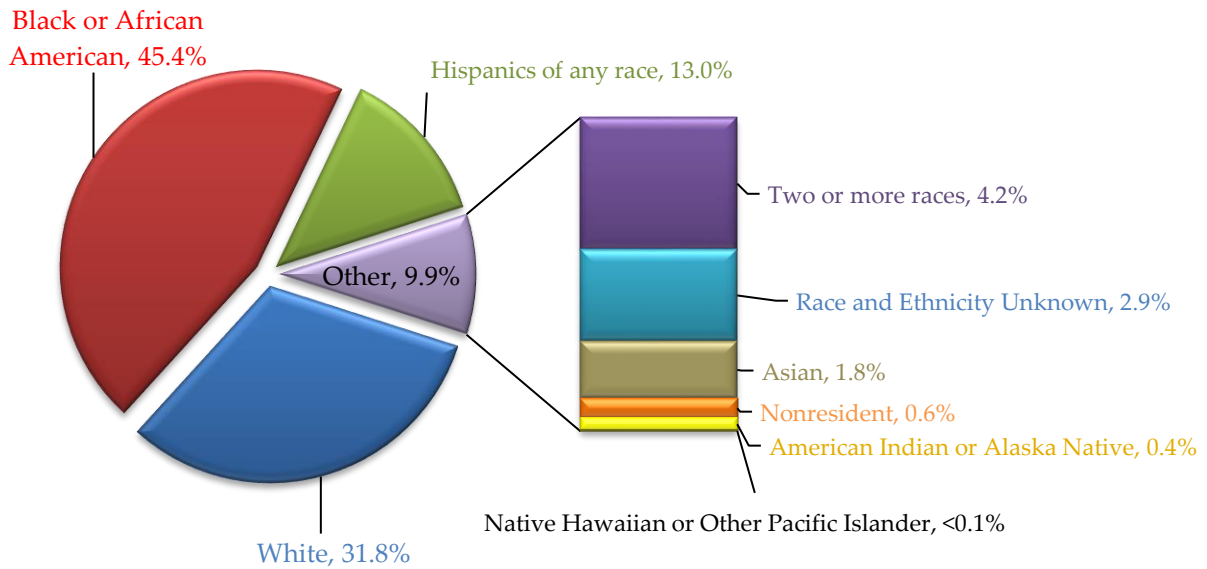
Enrollment by Gender

Gender	2020	%	2021	%	2022	%	2023	%	2024	%	1-YR Change
Male	1,653	34%	1,474	33%	1,431	34%	1,384	33%	1,477	33%	6.7%
Female	3,180	66%	2,951	67%	2,814	66%	2,747	66%	2,961	66%	7.8%
Other Identities/Unknown							39	1%	40	1%	2.6%
Total	4,833	100%	4,425	100%	4,245	100%	4,170	100%	4,478	100%	7.4%

Enrollment by Gender



Enrollment by Race & Ethnicity



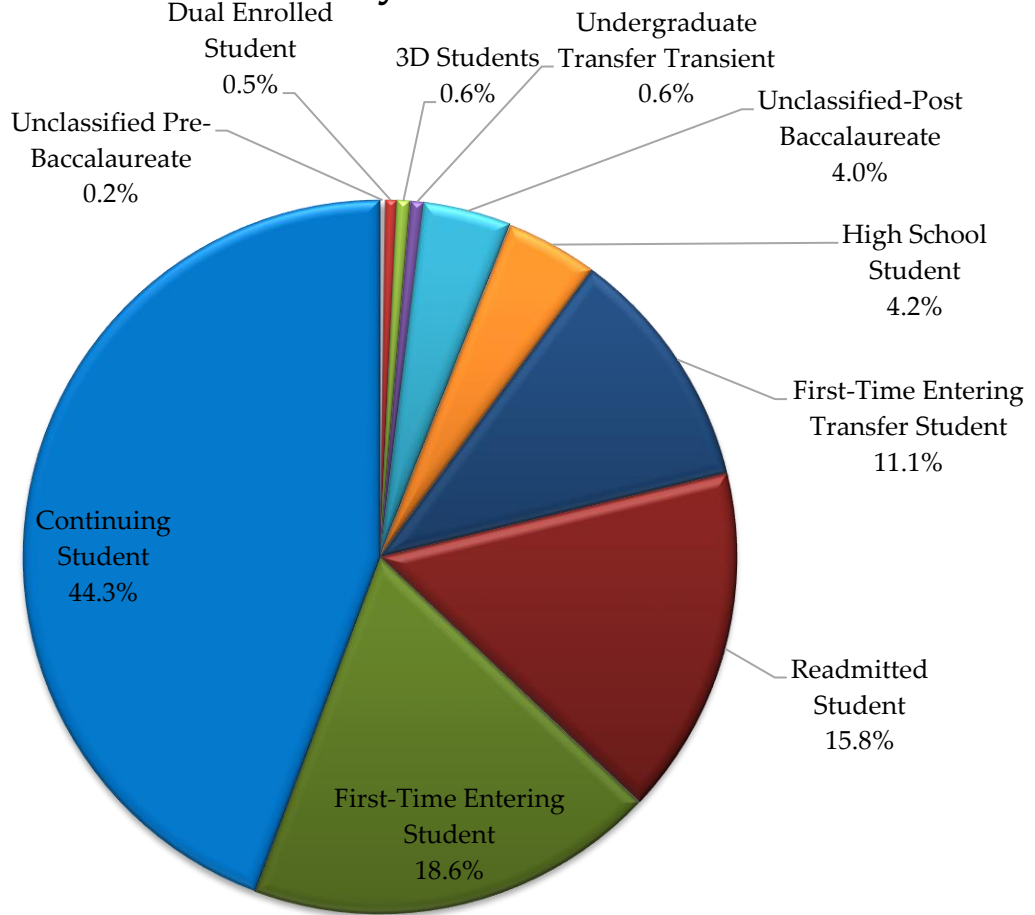
Enrollment by Race & Ethnicity								
Race/Ethnicity	2019	2020	2021	2022	2023	2024	1-YR Change	5-YR Change
Black	2,218	1,883	1,698	1,643	1,667	2,031	21.8%	-8.4%
White	2,580	2,108	1,843	1,650	1,530	1,425	-6.9%	-44.8%
Hispanic or Latino	142	236	339	503	553	580	4.9%	308.5%
Other	591	606	545	449	420	442	5.2%	-25.2%
Total	5,531	4,833	4,425	4,245	4,170	4,478	7.4%	-19.0%

Average Student Age: 27

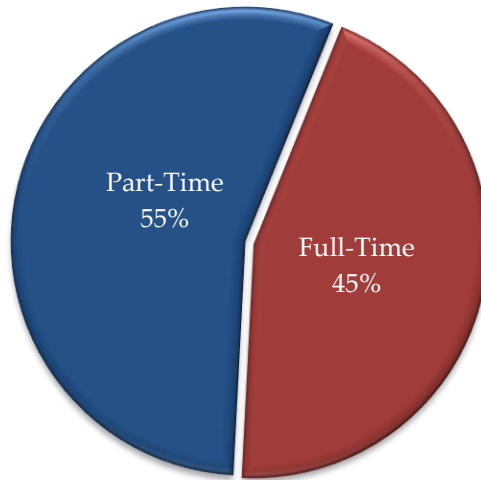
Fall Enrollment by Age Comparisons						
Age Range	2020	2021	2022	2023	2024	1-YR Change
Under 18	321	177	199	205	211	2.9%
18-19 years of age	1,204	1,183	1,072	965	936	-3.0%
20-21 years of age	684	679	700	737	723	-1.9%
22-24 years of age	641	569	531	566	645	14.0%
25-29 years of age	718	672	607	633	670	5.8%
30-34 years of age	470	401	411	403	510	26.6%
35-39 years of age	295	282	250	249	315	26.5%
40-49 years of age	309	304	303	255	323	26.7%
50-64 years of age	166	132	143	122	127	4.1%
65 and over	25	26	29	35	18	-48.6%
Total	4,833	4,425	4,245	4,170	4,478	7.4%

Enrollment by Enrollment Status								
Enroll Status	2022		2023		2024		2021 to 2023 Change	2022 to 2023 Change
	Total	%	Total	%	Total	%	%	%
First-Time Entering	796	19%	787	19%	835	19%	5%	6%
First-Year Continuing	807	19%	800	19%		0%	-100%	-100%
First-Time Entering Transfer	509	12%	470	11%	497	11%	-2%	6%
Continuing Student	1,088	26%	1,046	25%	1,984	44%	82%	90%
Readmitted Student	602	14%	618	15%	709	16%	18%	15%
Unclassified Pre- Baccalaureate	43	1%	23	1%	10	0%	-77%	-57%
Unclassified-Post Baccalaureate	138	3%	155	4%	179	4%	30%	15%
High School Student	168	4%	175	4%	187	4%	11%	7%
Undergraduate Transfer Transient	62	1%	53	1%	27	1%	-56%	-49%
Dual Enrolled Student	16	0%	20	0%	23	1%	44%	15%
3D Student	16	0%	23	1%	27	1%	69%	17%
Totals	4,245	100%	4,170	100%	4,478	100%	5%	7%

Student Count by Enrollment Status

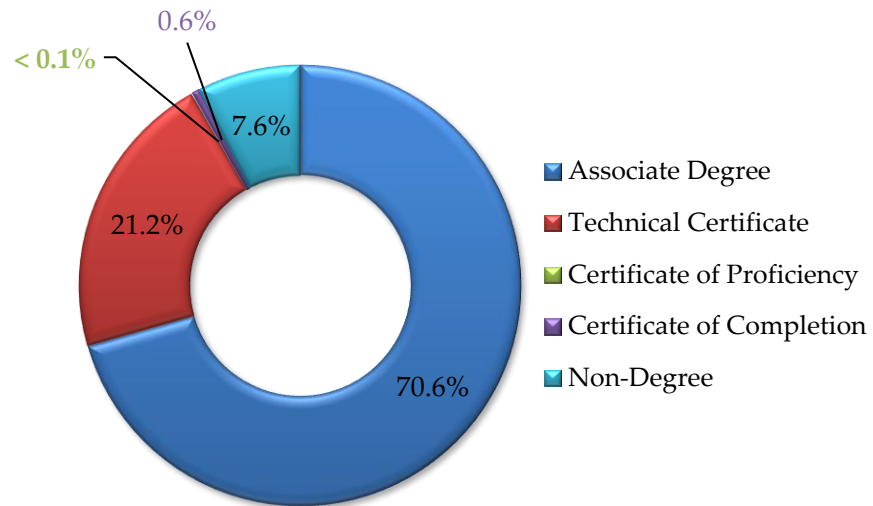


Attendance Status

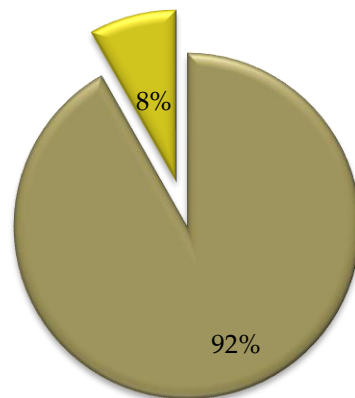


Enrollment by Degree Level					
Degree Level	2023	%	2024	%	1-YR Change
Associate Degree	3,143	75.4%	3,160	70.6%	1%
Technical Certificate	623	14.9%	949	21.2%	52%
Certificate of Proficiency	17	0.4%	2	0.0%	-88%
Certificate of Completion		0.0%	27	0.6%	#N/A
Non-Degree	387	9.3%	340	7.6%	-12%
Total	4,170	100%	4,478	100%	7%

Degree Level



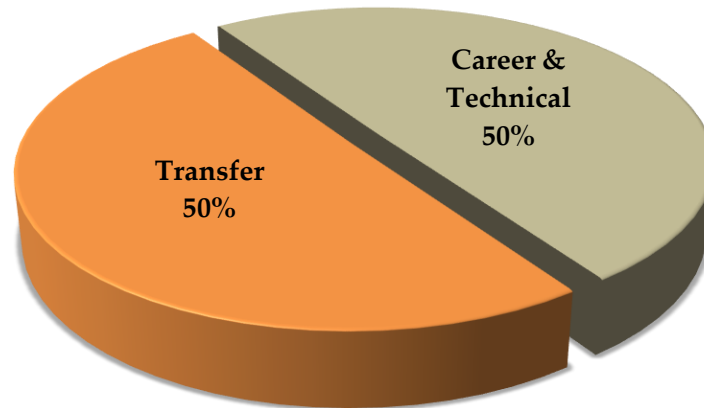
Degree Intent



Total Degree Seeking
Total Non-Degree Seeking

Enrollment by Degree Intent				
Degree Intent	2023 Total	%	2024 Total	%
Total Degree-Seeking	3,783	91%	4,111	92%
Total Non-Degree Seeking	387	9%	367	8%
Total	4,170	100%	4,478	100%

Enrollment by Degree Type

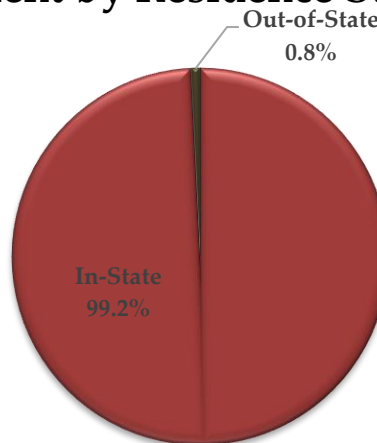


Concurrent Enrollment						
High School Code	High School Name	Fall 2020	Fall 2021	Fall 2022	Fall 2023	Fall 2024
101388	A Beka Acad DVD Homeschooler	0	1	0	0	0
41857	Abundant Life Schools	2	6	0	8	13
99999	Academics Plus Charter School	2	0	0	0	0
40257	Arkansas Christian Academy	0	2	0	0	0
40006	Arkansas Connections Academy	1	1	0	0	0
41868	Arkansas Virtual Academy	3	0	0	1	3
40125	Bauxite High School	3	0	0	0	0
40130	Bay JR SR High School	0	0	1	0	0
40170	Benton High School	11	0	0	0	0
40310	Bryant High School	18	2	0	0	0
41859	Calvary Academy	34	20	38	34	44
60947	Calvary Academy South Lincoln	0	0	1	1	0
41223	Central Arkansas Christian Sch	24	0	0	0	0
41422	Little Rock Central High School	1	6	8	21	3
41412	eStem Charter High School	8	0	0	12	8
444162	Founders Classical Academy	0	0	1	0	0
41950	Greene County Technical HS	0	0	1	0	0
41423	Hall High School	14	0	0	0	0
41060	Heber Springs High School	1	0	0	0	0
AR9999	High School in Arkansas	7	0	9	0	2
969999	Home School	19	6	0	1	2
41125	Hope High School	0	1	0	0	0
41429	J A Fair High School	1	0	0	0	0
41225	Jacksonville High School	16	0	9	4	7
41232	Jacksonville Lighthouse Academy	10	4	1	0	0
41485	John L McClellan High School	2	0	0	0	16
40021	LR West High School Innovation	0	0	0	0	1
41486	Lisa Academy West High School	1	1	0	0	0
42268	Lisa Academy - North	0	10	0	5	16
41453	Little Rock Christian Academy	0	0	0	0	1
41861	Maumelle High School	26	0	0	1	0
41528	Maumelle Charter High School	0	0	0	0	1
41595	Mayflower High School	4	4	0	0	0
40007	North Little Rock Center of Excellence	13	14	5	9	5
41815	Nettleton High School	0	0	1	0	0

Concurrent Enrollment						
High School Code	High School Name	Fall 2020	Fall 2021	Fall 2022	Fall 2023	Fall 2024
41862	New Life Christian Academy	3	0	0	0	0
41860	North Little Rock High School	67	38	47	43	35
41443	Parkview Fine Arts Magnet	1	7	14	16	29
40009	Quest Academy West Little Rock	1	1	0	0	0
42265	Sheridan High School	1	0	0	0	0
41441	Southwest Christian Academy	13	14	11	12	0
1485	Southwest Little Rock High School	3	9	5	4	0
41872	Sylvan Hills High School	2	1	0	0	0
41270	The Academies at Jonesboro HS	0	0	15	0	0
442322	Trinity High School	0	1	0	0	0
	Unknown School	0	0	0	3	0
41272	Valley View High School	0	0	1	0	0
42530	Vilonia High School	0	0	0	0	1
Totals		312	149	168	175	187

Enrollment by Residence Status	
State	Total
Arkansas	4,444
Arizona	1
Florida	2
Illinois	1
Kansas	1
Louisiana	2
Missouri	3
Mississippi	1
Nebraska	1
Oklahoma	3
South Carolina	1
Tennessee	5
Texas	6
Virginia	2
Wisconsin	1
Foreign Country	4
Total	4,478

Enrollment by Residence Status



Enrollment by Location

Site Location	2023 # of Sections	2024 # of Sections	1-YR Change	2023 Duplicated Enrollment	2024 Duplicated Enrollment	1-YR Change	2023 SSCH	2024 SSCH	1-YR Change
Abundant Life Christian Academy	1	1	0.0%	8	14	75%	24	42	75%
Aerospace Technology Center	12	11	-8.3%	139	140	1%	780	810	4%
Baptist Health Schools LR	9	7	-22.2%	117	118	1%	325	322	-1%
Business and Industry Center	7	4	-42.9%	64	48	-25%	391	312	-20%
Business/Industry Location	0	3	#DIV/0!	0	9	#DIV/0!	0	37	#DIV/0!
Calvary Academy	4	5	25.0%	45	71	58%	135	181	34%
Jacksonville High School	2	3	50.0%	8	14	75%	24	42	75%
Lisa Academy - North	1	2	100.0%	6	17	183%	18	51	183%
Little Rock South	174	119	-31.6%	1,976	1,498	-24%	6,038	4,700	-22%
Little Rock Southwest High School	0	2	#DIV/0!	0	19	#DIV/0!	0	57	#DIV/0!
Little Rock School District	2	0	-100.0%	35	0	-100%	105	0	-100%
Main Campus	302	293	-3.0%	4,287	4,337	1%	12,688	12,345	-3%
Metropolitan Career-Technical Center	0	2	#DIV/0!	0	3	#DIV/0!	0	11	#DIV/0!
North Little Rock High School	3	2	-33.3%	51	40	-22%	153	120	-22%
Online/Student Determined Location	433	474	9.5%	8,624	9,441	9%	23,020	25,576	11%
Parkview High School	1	1	0.0%	11	29	164%	33	87	164%
Southwest Christian Academy	1	0	-100.0%	5	0	-100%	15	0	-100%
St. Vincent Infirmary	14	11	-21.4%	136	88	-35%	296	160	-46%
TOTAL	966	940	-2.7%	15,512	15,886	2%	44,045	44,853	2%

Five Year Trend: Enrollment by Degree Intent

CIP Code	Program Name	Award	Degree Code	Fall 2020	Fall 2021	Fall 2022	Fall 2023	Fall 2024	1-YR Change	5-YR Change
<i>School of Fine Arts, Humanities, and Social Sciences</i>										
131206	Education (Active as of 1/30/2015)	AS	3540	137	135	107	87	97	11.5%	-29.2%
190706	Early Childhood Development (Active as of 5/1/1997)	AAS	0310	49	34	48	48	60	25.0%	22.4%
190706	Early Childhood Development (Active as of 7/1/1995)	TC	4495	0	0	0	0	6	0.0%	0.0%
190706	Early Childhood Development (Active as of 7/1/1995)	CP	4919	0	0	2	0	0	0.0%	0.0%
240101	Liberal Arts & Sciences (Active as of 2/1/2002)	AS	1090	2,255	2,306	2,075	1,708	1,512	-11.5%	-32.9%
240101	General Education (Active as of 4/1/1994)	AA	0050	167	71	27	12	28	133.3%	-83.2%
240101	General Studies (Active as of 2/3/2006)	CGS	0910	1	1	0	0	0	0.0%	-100.0%
240102	General Studies (Active as of 4/27/2007)	AGS	0900	7	9	19	23	79	259.1%	1028.6%
Totals				2,616	2,556	2,278	1,878	1,782	-5.1%	-31.9%
<i>School of Science, Mathematics, and Allied Health</i>										
510000	Allied Health (Active as of 1/29/2010)	AAS	3106	0	16	47	42	24	-42.9%	0.0%
510000	Pre-Healthcare Studies (Active as of 2/1/2013)	TC	2510	12	31	24	394	667	69.3%	5458.3%
510000	Pre-Healthcare Studies (Active as of 2/1/2013)	CP	1510	0	0	0	0	0	0.0%	0.0%
510601	Dental Assisting	TC	4455	1	19	3	3	12	300.0%	1100.0%
510707	Health Information Technology (Active as of 4/19/2019)	AAS	0675	69	40	19	28	31	10.7%	-55.1%
510803	Occupational Therapy Assistant (Active as of 10/1/1998)	AAS	0725	35	32	34	34	34	0.0%	-2.9%
510904	Emergency Medical Science - Paramedic (Active as of 4/20/2018)	AS	0470	22	15	17	0	2	0.0%	-90.9%
510904	Emergency Medical Sciences - Paramedic (Active as of 4/20/2018)	TC	4520	0	0	0	20	32	60.0%	0.0%
510904	Emergency Medical Technology (Active as of 4/19/2019)	CP	0186	2	3	16	2	0	-100.0%	-100.0%

Five Year Trend: Enrollment by Degree Intent

CIP Code	Program Name	Award	Degree Code	Fall 2020	Fall 2021	Fall 2022	Fall 2023	Fall 2024	1-YR Change	5-YR Change
510908	Respiratory Therapy (Active as of 2/1/1999)	AAS	0815	22	20	17	21	17	-19.0%	-22.7%
510909	Surgical Technology (Active as of 4/19/2019)	AAS	0835	18	19	0	8	15	87.5%	-16.7%
513901	Practical Nursing	TC	4660	65	64	55	53	36	-32.1%	-44.6%
513902	Nursing Assistant (Active as of 2/1/2008)	CP	0266	0	0	0	0	0	0.0%	0.0%
Totals				246	259	232	605	870	43.8%	253.7%
School of Technical and Professional Studies Business and Information Technology										
090702	Digital Media Production (Active as of 7/27/2012)	AAS	3395	70	61	55	56	64	14.3%	-8.6%
090702	Digital Media Production (Active as of 7/27/2012)	TC	2395	0	2	1	2	7	250.0%	0.0%
090702	Digital Media Production (Active as of 4/19/2019)	CP	5395	0	0	0	0	0	0.0%	0.0%
110101	Computer Information Systems (Active as of 10/1/1994)	AAS	0320	135	108	115	124	167	34.7%	23.7%
110101	Computer Information Systems (Active as of 10/1/1994)	TC	4380	4	0	1	1	9	800.0%	125.0%
110101	Computer Information Systems (Active as of 7/29/2005)	CP	0018	0	0	2	1	0	-100.0%	0.0%
111003	Cybersecurity (Active as of 1/25/2019)	TC	1113	1	0	0	1	5	400.0%	400.0%
111003	Cybersecurity (Active as of 1/25/2019)	CP	0125	0	0	1	2	0	-100.0%	0.0%
150000	Technology & Engineering (Active as of 5/1/2015)	AS	3487	134	127	138	168	158	-6.0%	17.9%
220301	Legal Secretarial (Inactive)	TC	4705	2	0	0	0	0	0.0%	-100.0%
220302	Paralegal Technology (Active as of 5/1/1997)	AAS	0610	28	30	48	34	45	32.4%	60.7%
220302	Paralegal Technology (Active as of 1/27/2017)	TC	0612	0	1	3	0	3	0.0%	0.0%
220302	Paralegal Technology (Active as of 1/27/2017)	CP	0611	1	1	1	1	0	-100.0%	-100.0%
510710	Medical Office Technology (Active as of 2/1/2013)	TC	2517	27	26	26	5	7	40.0%	-74.1%

Five Year Trend: Enrollment by Degree Intent

CIP Code	Program Name	Award	Degree Code	Fall 2020	Fall 2021	Fall 2022	Fall 2023	Fall 2024	1-YR Change	5-YR Change
510710	Medical Office Technology (Active as of 4/19/2019)	CP	0131	0	0	1	0	0	0.0%	0.0%
520101	Business (Active as of 4/30/2010)	AS	0308	343	290	287	297	275	-7.4%	-19.8%
520201	Business (Active as of 10/1/1993)	AAS	0730	107	81	111	88	155	76.1%	44.9%
520204	Office Supervision Management (Active as of 1/27/2017)	TC	4773	1	0	0	2	4	100.0%	300.0%
520204	Office Supervision Management (Active as of 1/27/2017)	CP	4772	0	0	0	0	0	0.0%	0.0%
520301	Accounting (Active as of 10/1/1993)	TC	4260	1	3	5	1	8	700.0%	700.0%
520302	Accounting Technology (Active as of 2/2/2007)	CP	0045	0	0	1	0	0	0.0%	0.0%
520408	Office Technology (Active as of 10/1/1993)	TC	4650	2	4	1	1	0	-100.0%	-100.0%
520408	Office Technology (Active as of 2/2/2007)	CP	4383	0	0	1	0	0	0.0%	0.0%
520701	Entrepreneurship (Active as of 4/27/2012)	TC	2520	1	2	2	1	9	800.0%	800.0%
520701	Entrepreneurship (Active as of 5/1/2015)	CP	1520	0	0	1	0	0	0.0%	0.0%
521499	Digital Marketing (Active as of 8/23/2021)	TC	2955	0	0	0	9	7	-22.2%	0.0%
521499	Digital Marketing (Active as of 8/23/2021)	CP	1520	0	0	7	0	0	0.0%	0.0%
Totals				857	736	808	794	923	16.2%	7.7%
School of Technical and Professional Studies Culinary Arts and Hospitality										
120501	Baking and Pastry Arts (Active as of 2/4/2011)	AAS	5585	46	45	55	52	49	-5.8%	6.5%
120501	Baking and Pastry (Active as of 10/27/2006)	TC	4585	0	1	1	3	4	33.3%	0.0%
120501	Basic Pastry (Active as of 7/26/2013)	CP	1585	0	0	0	0	0	0.0%	0.0%
120501	Cake Decorating (Active as of 7/26/2013)	CP	1586	0	0	0	0	0	0.0%	0.0%
120502	Hospitality and Bar Operations (Active as of 4/19/2019)	CP	0502	0	0	0	0	0	0.0%	0.0%

Five Year Trend: Enrollment by Degree Intent

CIP Code	Program Name	Award	Degree Code	Fall 2020	Fall 2021	Fall 2022	Fall 2023	Fall 2024	1-YR Change	5-YR Change
120503	Culinary Arts (Active as of 10/27/2006)	AAS	4590	111	119	125	111	115	3.6%	3.6%
120503	Culinary Arts (Active as of 10/27/2006)	TC	4580	0	0	3	0	2	0.0%	0.0%
120503	Dietary Management (Active as of 4/19/2019)	TC	4586	4	3	2	0	2	0.0%	-50.0%
120503	Basic Food Preparation (Active as of 7/26/2013)	CP	4581	0	0	0	0	0	0.0%	0.0%
120503	Dietary Management (Active as of 4/19/2019)	CP	4582	0	0	0	0	0	0.0%	0.0%
120504	Restaurant Operations (Active as of 7/26/2013)	CP	1668	0	0	0	0	0	0.0%	0.0%
520901	Hospitality Management (Active as of 2/1/2008)	AAS	3665	21	16	18	19	17	-10.5%	-19.0%
520901	Hospitality Management (Active as of 5/1/2015)	TC	1665	0	0	0	0	0	0.0%	0.0%
520901	Hospitality and Tourism (Active as of 7/26/2013)	CP	1667	0	0	0	0	0	0.0%	0.0%
520901	Food Purchasing (Active as of 7/26/2013)	CP	1669	0	1	0	0	0	0.0%	0.0%
Totals				182	185	204	185	189	2.2%	3.8%
School of Technical and Professional Studies										
Technical Sciences										
120401	Cosmetology (Active as of 4/30/2004)	TC	4420	0	1	3	31	21	-32.3%	0.0%
120401	Hair Care (Active as of 4/24/2020)	CP	3420	0	0	0	0	0	0.0%	0.0%
120410	Nail Technology (Active as of 11/4/2005)	TC	4315	1	1	1	0	0	0.0%	-100.0%
120410	Nail Care & Skin Care (Active as of 4/24/2020)	CP	1385	0	0	0	0	0	0.0%	0.0%
120413	Cosmetology Instruction (Active as of 11/4/2005)	TC	4421	1	1	0	0	0	0.0%	-100.0%
150613	Automated Manufacturing Systems Technology (Active as of 1/27/2017)	AAS	0635	8	6	16	13	15	15.4%	87.5%

Five Year Trend: Enrollment by Degree Intent

CIP Code	Program Name	Award	Degree Code	Fall 2020	Fall 2021	Fall 2022	Fall 2023	Fall 2024	1-YR Change	5-YR Change
150613	Automated Manufacturing Systems Technology (Active as of 1/27/2017)	TC	0634	0	1	0	0	1	0.0%	0.0%
150613	Mechanical Systems (Active as of 1/27/2017)	CP	4311	0	0	0	0	0	0.0%	0.0%
150613	Electrical Systems (Active as of 7/28/2017)	TC	5719	0	0	0	0	1	0.0%	0.0%
150613	Electrical Systems (Active as of 1/27/2017)	CP	4501	0	0	1	0	0	0.0%	0.0%
151001	Construction Management Technology (Active as of 4/25/2003)	AAS	0271	21	17	8	3	1	-66.7%	-95.2%
151001	Construction Management (Active as of 1/27/2017)	TC	0273	2	0	0	0	0	0.0%	-100.0%
151202	Applied Electronics Technology (Active as of 7/1/1993)	AAS	0350	11	9	6	2	0	-100.0%	-100.0%
151202	Applied Electronics (Active as of 7/28/2017)	TC	0352	0	2	0	0	0	0.0%	0.0%
151301	Drafting & Design Technology (Active as of 4/1/1995)	AAS	0397	19	16	14	7	7	0.0%	-63.2%
151301	Drafting & Design Technology (Active as of 4/1/1995)	TC	4490	2	1	0	0	2	0.0%	0.0%
151301	Drafting & Design (Active as of 4/22/2016)	CP	1153	0	0	0	0	0	0.0%	0.0%
299999	Military Technologies (Inactive)	AAS	3456	1	0	0	0	0	0.0%	-100.0%
309999	General Technology (Active as of 4/1/1995)	AAS	0517	144	121	111	66	89	34.8%	-38.2%
430103	Law Enforcement Administration (Active as of 08/01/2003)	AAS	0391	0	0	0	0	0	0.0%	0.0%
430103	Law Enforcement Administration (Active as of 08/01/2003)	TC	0389	0	0	0	0	1	0.0%	0.0%
430406	Crime Scene Investigation (Active as of 08/01/2003)	TC	0386	0	0	0	0	1	0.0%	0.0%
460303	Electrical Lineworker Technology (Active as of 2023-08-01)	TC	4925	0	0	0	2	13	550.0%	0.0%
470201	Heating, Ventilation, Air Conditioning, & Refrigeration (Active as of 5/1/1997)	AAS	0525	34	44	34	40	58	45.0%	70.6%

Five Year Trend: Enrollment by Degree Intent

CIP Code	Program Name	Award	Degree Code	Fall 2020	Fall 2021	Fall 2022	Fall 2023	Fall 2024	1-YR Change	5-YR Change
470201	Heating, Ventilation, Air Conditioning, & Refrigeration	TC	4310	2	6	1	4	16	300.0%	700.0%
470201	Heating, Ventilation, Air Conditioning, & Refrigeration (Active as of 7/28/2017)	CP	0115	0	1	0	0	0	0.0%	0.0%
470603	Collision Repair Technology	TC	4330	8	5	11	14	14	0.0%	75.0%
470603	Auto Painting (Active as of 1/27/2017)	CP	1470	1	0	0	0	0	0.0%	-100.0%
470603	Auto Body and Frame Alignment (Active as of 1/27/2017)	CP	1471	0	0	0	0	0	0.0%	0.0%
470603	Damage Analysis and Estimation (Active as of 2/2/2007)	CP	0316	0	0	0	0	0	0.0%	0.0%
470604	Automotive Service Technology	TC	4355	6	5	4	3	3	0.0%	-50.0%
470605	Diesel Technology	TC	4460	28	24	24	20	2	-90.0%	-92.9%
470607	Aviation Maintenance Airframe	TC	0014	0	0	1	0	5	0.0%	0.0%
470608	Aviation Maintenance	AAS	0240	59	50	46	53	46	-13.2%	-22.0%
470608	Aviation Maintenance Powerplant	TC	4360	1	0	0	1	0	-100.0%	-100.0%
470613	Diesel Technology (Active as of 2/2/2007)	CP	0321	0	0	0	0	0	0.0%	0.0%
480501	Machine Shop	TC	4680	8	7	2	3	3	0.0%	-62.5%
480501	Machine Tool Technology (Active as of 7/28/2017)	CP	4681	0	0	1	0	0	0.0%	0.0%
480508	Welding Technology	TC	4900	50	52	46	49	46	-6.1%	-8.0%
480508	Welding Technology (Active as of 5/1/1997)	CP	0336	0	0	0	0	0	0.0%	0.0%
480510	Computer Numerical Control (Active as of 2021-08-23)	CP	0361	0	0	0	1	0	-100.0%	0.0%
490205	Tractor and Trailer Operation (Active as of 2/2/2007)	CP	4896	9	11	11	10	2	-80.0%	-77.8%
Totals				416	381	341	322	347	7.8%	-16.6%
	Undeclared		0010	495	289	359	362	340	-6.1%	-31.3%
	CC 3D Baking	CTP	03DB				6	0	-100.0%	0.0%

Five Year Trend: Enrollment by Degree Intent

CIP Code	Program Name	Award	Degree Code	Fall 2020	Fall 2021	Fall 2022	Fall 2023	Fall 2024	1-YR Change	5-YR Change
	3D Program	CTP	003D	21	20	23	18	27	50.0%	28.6%
Overall Totals				4,833	4,426	4,245	4,170	4,478	7.6%	-7.3%

Five Year Trend: Completion by Award

CIP Code	Program Name	Award	Degree Code	2019-2020	2020-2021	2021-2022	2022-2023	2023-2024	1-YR Change	5-YR Change
<i>School of Fine Arts, Humanities, and Social Sciences</i>										
131206	Education (Active as of 1/30/2015)	AS	3540	26	22	19	29	19	-34.5%	-26.9%
131206	Education (Active as of 04/28/2023)	TC	2945	0	0	0	0	4	0.0%	0.0%
131206	Education (Active as of 04/28/2023)	CP	1925	0	0	0	0	10	0.0%	0.0%
190706	Early Childhood Development (Active as of 5/1/1997)	AAS	0310	9	9	8	10	6	-40.0%	-33.3%
190706	Early Childhood Development (Active as of 7/1/1995)	TC	4495	6	12	6	10	5	-50.0%	-16.7%
190706	Early Childhood Development (Active as of 7/1/1995)	CP	4919	9	14	6	16	8	-50.0%	-11.1%
240101	Liberal Arts & Sciences (Active as of 2/1/2002)	AS	1090	325	358	366	308	363	17.9%	11.7%
Totals				375	415	405	373	415	11.3%	10.7%
<i>School of Science, Mathematics, and Allied Health</i>										
510000	Allied Health (Active as of 1/29/2010)	AAS	3106	17	13	8	17	24	41.2%	41.2%
510000	Pre-Healthcare Studies (Active as of 2/1/2013)	TC	2510	23	44	143	186	238	28.0%	934.8%
510000	Pre-Healthcare Studies (Active as of 2/1/2013)	CP	1510	19	28	138	178	178	0.0%	836.8%
510601	Dental Assisting	TC	4455	16	12	16	20	15	-25.0%	-6.3%
510707	Health Information Technology (Active as of 4/19/2019)	AAS	0675	11	27	26	9	7	-22.2%	-36.4%
510707	Health Information Technology (Active as of 4/28/2023)	CP	4741	0	0	0	0	5	0.0%	0.0%
510803	Occupational Therapy Assistant (Active as of 10/1/1998)	AAS	0725	7	25	19	16	17	6.3%	142.9%

Five Year Trend: Completion by Award

CIP Code	Program Name	Award	Degree Code	2019-2020	2020-2021	2021-2022	2022-2023	2023-2024	1-YR Change	5-YR Change
510904	Emergency Medical Science - Paramedic (Active as of 4/20/2018)	AS	0470	2	3	3	5	1	-80.0%	-50.0%
510904	Emergency Medical Sciences - Paramedic (Active as of 4/20/2018)	TC	4520	2	21	10	13	19	46.2%	850.0%
510904	Emergency Medical Technology (Active as of 4/19/2019)	CP	0186	0	38	24	41	33	-19.5%	0.0%
510908	Respiratory Therapy (Active as of 2/1/1999)	AAS	0815	10	18	18	17	19	11.8%	90.0%
510909	Surgical Technology (Active as of 4/19/2019)	AAS	0835	6	28	14	0	7	0.0%	16.7%
512603	Medication Assistant (Active as of 8/23/2021)	CP	0256	0	0	9	16	15	-6.3%	0.0%
513901	Practical Nursing	TC	4660	9	25	69	26	0	-100.0%	-100.0%
513902	Nursing Assistant (Active as of 7/1/2020)	CP	0266	0	0	2	0	4	0.0%	0.0%
Totals				122	282	499	544	582	7.0%	377.0%
School of Technical and Professional Studies										
Division of Business and Information Technology										
015000	Technology & Engineering (Active as of 5/1/2015)	AS	3487	5	13	14	27	19	-29.6%	280.0%
090702	Digital Media Production (Active as of 7/27/2012)	AAS	3395	9	7	13	7	11	57.1%	22.2%
090702	Digital Media Production (Active as of 7/27/2012)	TC	2395	12	8	18	6	9	50.0%	-25.0%
090702	Digital Media Production (Active as of 4/19/2019)	CP	5395	12	7	19	6	8	33.3%	-33.3%
110101	Computer Information Systems (Active as of 10/1/1994)	AAS	0320	10	19	17	26	17	-34.6%	70.0%
110101	Computer Information Systems (Active as of 10/1/1994)	TC	4380	1	6	0	10	10	0.0%	900.0%
110101	Computer Information Systems (Active as of 7/29/2005)	CP	0018	12	22	11	23	20	-13.0%	66.7%
111003	Cybersecurity (Active as of 1/25/2019)	TC	1113	0	1	5	4	5	25.0%	0.0%
111003	Cybersecurity (Active as of 1/25/2019)	CP	0125	1	4	7	6	7	16.7%	600.0%

Five Year Trend: Completion by Award

CIP Code	Program Name	Award	Degree Code	2019-2020	2020-2021	2021-2022	2022-2023	2023-2024	1-YR Change	5-YR Change
220302	Paralegal Technology (Active as of 5/1/1997)	AAS	0610	8	9	3	4	9	125.0%	12.5%
220302	Paralegal Technology (Active as of 1/27/2017)	TC	0612	8	9	3	8	6	-25.0%	-25.0%
220302	Paralegal Technology (Active as of 1/27/2017)	CP	0611	4	12	5	9	9	0.0%	125.0%
510710	Medical Office Technology (Active as of 2/1/2013)	TC	2517	2	11	7	9	2	-77.8%	0.0%
510710	Medical Office Technology (Active as of 4/19/2019)	CP	0131	3	12	7	9	2	-77.8%	-33.3%
520101	Business (Active as of 4/30/2010)	AS	0308	50	67	56	50	55	10.0%	10.0%
520201	Business (Active as of 10/1/1993)	AAS	0730	13	22	13	14	16	14.3%	23.1%
520204	Office Supervision Management (Active as of 1/27/2017)	TC	4773	4	9	3	4	6	50.0%	50.0%
520204	Office Supervision Management (Active as of 1/27/2017)	CP	4772	4	11	3	3	5	66.7%	25.0%
520301	Accounting (Active as of 10/1/1993)	TC	4260	4	8	5	4	3	-25.0%	-25.0%
520302	Accounting Technology (Active as of 2/2/2007)	CP	0045	4	7	7	7	7	0.0%	75.0%
520408	Office Technology (Active as of 10/1/1993)	TC	4650	4	3	8	1	0	-100.0%	-100.0%
520408	Office Technology (Active as of 2/2/2007)	CP	4383	4	3	7	1	0	-100.0%	-100.0%
520701	Entrepreneurship (Active as of 4/27/2012)	TC	2520	5	4	3	8	9	12.5%	80.0%
520701	Entrepreneurship (Active as of 5/1/2015)	CP	1520	9	5	3	9	9	0.0%	0.0%
521499	Digital Marketing (Active as of 8/23/2021)	TC	2955	0	0	0	4	3	-25.0%	0.0%
Totals				188	279	237	259	247	-4.6%	31.4%
<i>School of Technical and Professional Studies Division of Culinary Arts and Hospitality</i>										
120501	Basic Baking (Inactive)	CP	1120	26	13	12	0	0	0.0%	-100.0%

Five Year Trend: Completion by Award

CIP Code	Program Name	Award	Degree Code	2019-2020	2020-2021	2021-2022	2022-2023	2023-2024	1-YR Change	5-YR Change
120501	Basic Pastry (Active as of 7/26/2013)	CP	1585	22	12	9	13	11	-15.4%	-50.0%
120501	Cake Decorating (Active as of 7/26/2013)	CP	1586	20	13	10	7	9	28.6%	-55.0%
120501	Baking and Pastry (Active as of 10/27/2006)	TC	4585	16	12	12	9	10	11.1%	-37.5%
120501	Baking and Pastry Arts (Active as of 2/4/2011)	AAS	5585	15	8	11	10	7	-30.0%	-53.3%
120502	Hospitality and Bar Operations (Active as of 4/19/2019)	CP	0502	12	5	2	3	1	-66.7%	-91.7%
120503	Culinary Arts (Active as of 10/27/2006)	TC	4580	38	26	25	15	18	20.0%	-52.6%
120503	Basic Food Preparation (Active as of 7/26/2013)	CP	4581	42	29	16	36	35	-2.8%	-16.7%
120503	Dietary Management (Active as of 4/19/2019)	CP	4582	0	11	7	6	1	-83.3%	0.0%
120503	Dietary Management (Active as of 4/19/2019)	TC	4586	0	5	4	4	1	-75.0%	0.0%
120503	Culinary Arts (Active as of 10/27/2006)	AAS	4590	36	21	25	19	16	-15.8%	-55.6%
120599	Professional Studies of Spirits & Mixology (Active as of 7/26/2013)	CP	1836	1	0	0	0	0	0.0%	-100.0%
120599	Wine & Spirit Studies (Active as of 7/26/2013)	CP	1837	5	0	0	0	0	0.0%	-100.0%
120504	Hospitality Management (Active as of 5/1/2015)	TC	1665	11	7	5	4	3	-25.0%	-72.7%
520901	Hospitality and Tourism (Active as of 7/26/2013)	CP	1667	12	12	2	4	5	25.0%	-58.3%
520901	Resort Management (Active as of 4/24/2020)	TC	2050	0	0	1	0	0	0.0%	0.0%
520901	Resort Management (Active as of 4/24/2020)	CP	0665	0	0	1	0	0	0.0%	0.0%
120504	Restaurant Operations (Active as of 7/26/2013)	CP	1668	11	8	3	2	6	200.0%	-45.5%
520901	Food Purchasing (Active as of 7/26/2013)	CP	1669	19	12	15	19	14	-26.3%	-26.3%
520901	Hospitality Management (Active as of 2/1/2008)	AAS	3665	8	8	5	5	4	-20.0%	-50.0%
Totals				294	202	165	156	141	-9.6%	-52.0%

Five Year Trend: Completion by Award

CIP Code	Program Name	Award	Degree Code	2019-2020	2020-2021	2021-2022	2022-2023	2023-2024	1-YR Change	5-YR Change
<i>School of Technical and Professional Studies Division of Technical Sciences</i>										
120401	Cosmetology (Active as of 4/30/2004)	TC	4420	5	3	37	7	7	0.0%	40.0%
120401	Hair Care (Active as of 4/24/2020)	CP	3420	0	28	9	13	13	0.0%	0.0%
120410	Nail Care & Skin Care (Active as of 4/24/2020)	CP	1385	0	41	22	7	8	14.3%	0.0%
120410	Nail Technology (Active as of 11/4/2005)	TC	4315	0	7	33	6	0	-100.0%	0.0%
120413	Cosmetology Instruction (Active as of 11/4/2005)	TC	4421	2	2	2	1	1	0.0%	-50.0%
150613	Automated Manufacturing Systems Technology (Active as of 1/27/2017)	AAS	0635	1	2	0	1	4	300.0%	300.0%
150613	Automated Manufacturing Systems Technology (Active as of 1/27/2017)	TC	0634	1	2	2	3	3	0.0%	200.0%
150613	Manufacturing Systems (Active as of 1/27/2017)	CP	0630	2	1	4	1	0	-100.0%	-100.0%
150613	Mechanical Systems (Active as of 1/27/2017)	CP	4311	0	0	0	0	0	0.0%	0.0%
150613	Electrical Systems (Active as of 1/27/2017)	CP	4501	1	2	2	2	3	50.0%	200.0%
150613	Automated Processes (Active as of 1/27/2017)	CP	4771	1	0	0	0	0	0.0%	-100.0%
150702	Quality Assurance (Active as of 8/23/2021)	CP	0446	0	0	15	5	3	-40.0%	0.0%
151001	Construction Management Technology (Active as of 4/25/2003)	AAS	0271	2	2	5	2	1	-50.0%	-50.0%
151001	Construction Management (Active as of 1/27/2017)	TC	0273	2	2	5	1	0	-100.0%	-100.0%
151001	Construction Management (Active as of 1/27/2017)	CP	0272	2	3	4	1	0	-100.0%	-100.0%
151202	Applied Electronics Technology (Active as of 7/1/1993)	AAS	0350	1	3	2	1	3	200.0%	200.0%
151202	Applied Electronics (Active as of 7/28/2017)	TC	0352	1	3	2	4	0	-100.0%	-100.0%
151202	Applied Electronics (Active as of 7/28/2017)	CP	0351	2	2	2	4	0	-100.0%	-100.0%

Five Year Trend: Completion by Award

CIP Code	Program Name	Award	Degree Code	2019-2020	2020-2021	2021-2022	2022-2023	2023-2024	1-YR Change	5-YR Change
151301	Drafting & Design Technology (Active as of 4/1/1995)	AAS	0397	7	2	1	5	3	-40.0%	-57.1%
151301	Drafting & Design Technology (Active as of 4/1/1995)	TC	4490	7	3	3	6	3	-50.0%	-57.1%
151301	Drafting & Design (Active as of 4/22/2016)	CP	1153	5	6	3	7	3	-57.1%	-40.0%
299999	Military Technologies (Inactive)	AAS	3456	3	3	0	0	0	0.0%	-100.0%
309999	General Technology (Active as of 4/1/1995)	AAS	0517	17	22	12	18	17	-5.6%	0.0%
460303	Electrical Lineworker Technology (Active as of 04/28/2023)	TC	4925	0	0	0	0	6	0.0%	0.0%
460303	Electrical Lineworker Technology (Active as of 01/16/2024)	CP	1246	0	0	0	0	33	0.0%	0.0%
470201	Heating, Ventilation, Air Conditioning, & Refrigeration (Active as of 5/1/1997)	AAS	0525	7	0	3	5	5	0.0%	-28.6%
470201	Heating, Ventilation, Air Conditioning, & Refrigeration	TC	4310	10	1	3	6	7	16.7%	-30.0%
470201	Heating, Ventilation, Air Conditioning, & Refrigeration (Active as of 7/28/2017)	CP	0115	10	13	15	2	12	500.0%	20.0%
470603	Collision Repair Technology	TC	4330	4	5	5	5	5	0.0%	25.0%
470603	Auto Painting (Active as of 1/27/2017)	CP	1470	14	10	6	6	2	-66.7%	-85.7%
470603	Auto Body and Frame Alignment (Active as of 1/27/2017)	CP	1471	6	10	5	6	1	-83.3%	-83.3%
470603	Damage Analysis and Estimation (Active as of 2/2/2007)	CP	0316	0	6	3	5	2	-60.0%	0.0%
470604	Automotive Service Technology	TC	4355	8	8	3	12	8	-33.3%	0.0%
470605	Diesel Technology	TC	4460	12	13	8	9	8	-11.1%	-33.3%
470605	Power Sports & Equipment Technology	TC	4870	2	1	0	0	0	0.0%	-100.0%
470606	Power Equipment Technology (Inactive)	CP	4871	4	0	0	0	0	0.0%	-100.0%
470607	Aviation Maintenance Airframe	TC	0014	14	15	19	15	11	-26.7%	-21.4%
470608	Aviation Maintenance	AAS	0240	7	4	14	6	6	0.0%	-14.3%
470608	Aviation Maintenance Powerplant	TC	4360	10	11	24	13	11	-15.4%	10.0%

Five Year Trend: Completion by Award

CIP Code	Program Name	Award	Degree Code	2019-2020	2020-2021	2021-2022	2022-2023	2023-2024	1-YR Change	5-YR Change
470611	Power Sports Technology <i>(Inactive)</i>	CP	4872	1	0	0	0	0	0.0%	-100.0%
470613	Tractor and Trailer Servicing <i>(Active as of 2/2/2007)</i>	CP	0321	16	14	3	1	3	200.0%	-81.3%
470614	Alternative Fuels <i>(Inactive)</i>	CP	4469	22	8	0	0	0	0.0%	-100.0%
470699	Tire Center Operator <i>(Inactive)</i>	CP	0331	0	23	0	0	0	0.0%	0.0%
470699	Chassis & Brake Specialist	CP	1041	0	0	13	9	9	0.0%	0.0%
470699	Climate Control & Driveability Specialist <i>(Active as of 8/23/2021)</i>	CP	1705	0	0	8	14	9	-35.7%	0.0%
470699	Drivetrain Specialist <i>(Active as of 8/23/2021)</i>	CP	1715	0	0	2	15	8	-46.7%	0.0%
480501	Machining	TC	4680	7	10	6	0	1	0.0%	-85.7%
480501	Machining <i>(Active as of 7/28/2017)</i>	CP	4681	10	11	12	0	2	0.0%	-80.0%
480508	Welding Technology	TC	4900	9	14	17	14	15	7.1%	66.7%
480508	Welding Technology <i>(Active as of 5/1/1997)</i>	CP	0336	0	48	32	53	40	-24.5%	0.0%
480510	CP Computer Numerical Control	CP	0361	0	0	8	1	5	400.0%	0.0%
490205	Tractor and Trailer Operation <i>(Active as of 2/2/2007)</i>	CP	4896	8	14	8	10	18	80.0%	125.0%
Totals				243	378	382	302	299	-1.0%	23.0%
General Studies										
240101	General Education <i>(Active as of 4/1/1994)</i>	AA	0050	44	21	24	9	9	0.0%	-79.5%
240101	General Studies <i>(Active as of 2/3/2006)</i>	CGS	0910	248	200	182	175	136	-22.3%	-45.2%
240102	General Studies <i>(Active as of 4/27/2007)</i>	AGS	0900	21	23	20	29	24	-17.2%	14.3%
Totals				313	244	226	213	169	-20.7%	-46.0%
	3D Program - General	CTP	003D	0	6	7	4	2	-50.0%	0.0%
	3D Baking	CTP	03DB				1	0	-100.0%	0.0%
	3D Culinary	CTP	03DC				0	2	0.0%	0.0%
Totals				0	6	7	5	4	-20.0%	0.0%
Overall Totals				1,535	1,806	1,921	1,852	1,857	0.3%	21.0%

CC = Certificate of Completion
CP = Certificate of Proficiency
CGS = Certificate of General Studies
TC = Technical Certificate
AA = Associate of Arts
AAS = Associate of Applied Sciences
AGS = Associate of General Studies
AS = Associate of Science