


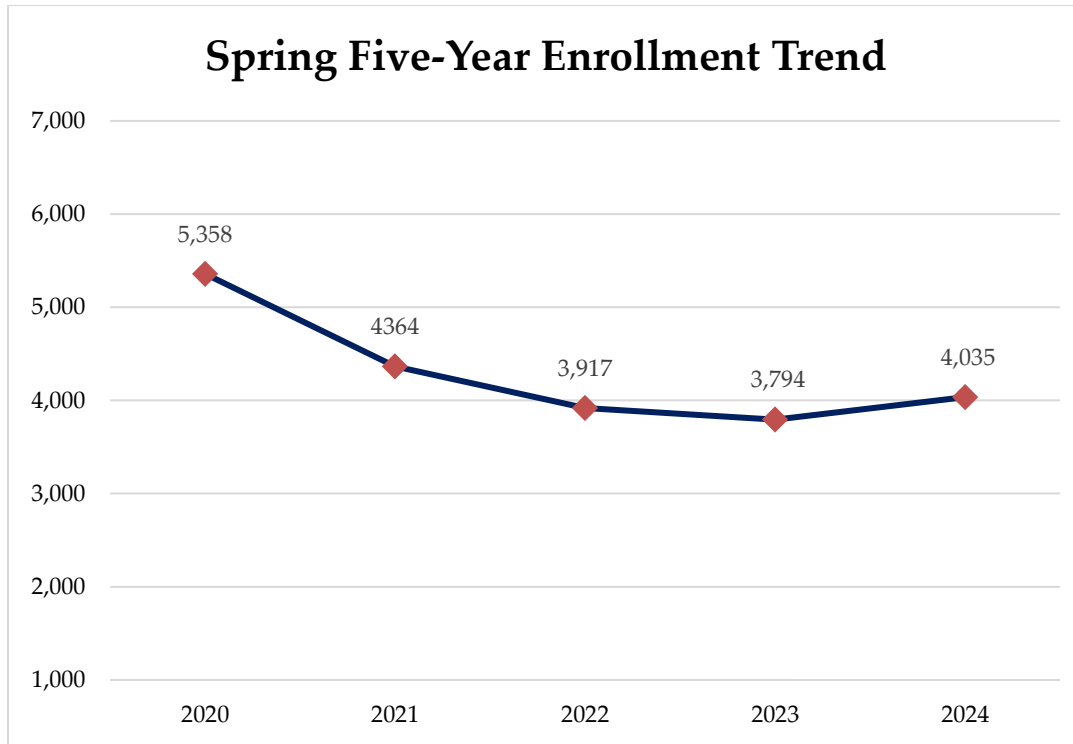
UNIVERSITY OF ARKANSAS
PULASKI TECH

2024 Spring
Enrollment Report



Credit Enrollment: 4,035
Total Semester Credit Hours (SSCH): 39,958

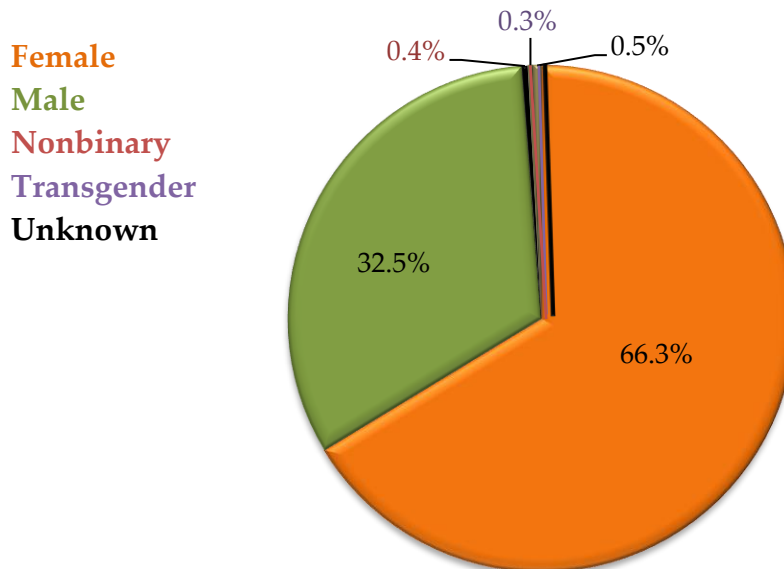
Enrollment, SSCH, FTE Comparisons						
	2020	2021	2022	2023	2024	% Change
Enrollment	5,358	4,364	3,917	3,794	4,035	6.4%
FTE	3,470	2,911	2,686	2,592	2,664	2.8%
SSCH	52,047	43,668	40,296	38,876	39,958	2.8%



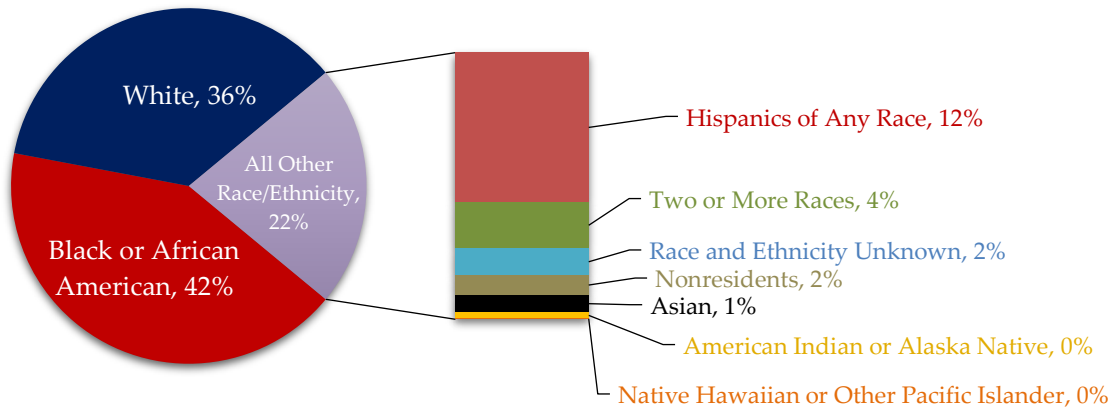
Enrollment by Gender

Gender	2020	%	2021	%	2022	%	2023	%	2024	%	1-YR Change
Female	3,474	64.8%	2,919	66.9%	2,611	66.7%	2,496	65.8%	2,676	66.3%	7.21%
Male	1,884	35.2%	1,430	32.8%	1,297	33.1%	1,281	33.8%	1,310	32.5%	2.26%
Nonbinary	0	0.0%	0	0.0%	0	0.0%	5	0.1%	15	0.4%	200.00%
Transgender	0	0.0%	0	0.0%	0	0.0%	4	0.1%	13	0.3%	225.00%
Unknown/Unreported	0	0.0%	15	0.3%	9	0.2%	8	0.2%	21	0.5%	162.50%
Total	5,358	100%	4,364	100%	3,917	100%	3,794	100%	4,035	100%	6.35%

Enrollment by Gender



Enrollment by Race & Ethnicity



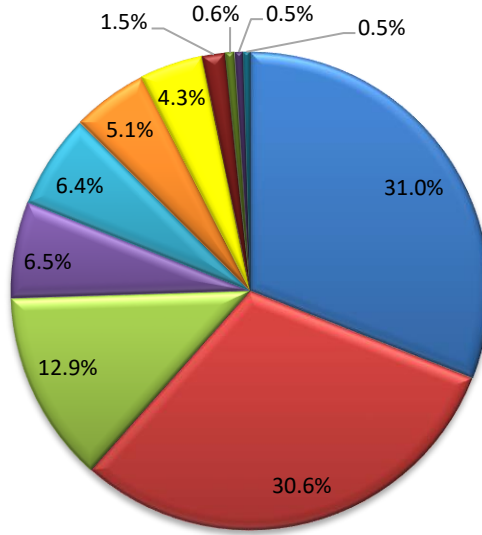
Enrollment by Race & Ethnicity Changes						
Race/Ethnicity	2020	2021	2022	2023	2024	1-YR % Change
Black or African American	2,153	1,691	1,640	1,428	1,693	19%
White	2,438	1,914	1,462	1,489	1,454	-2%
Hispanics of Any Race	167	227	323	526	498	-5%
Other	600	532	492	351	390	11%
Total	5,358	4,364	3,917	3,794	4,035	6%

Average Student Age: 26

Spring Enrollment by Age Comparisons						
Age Range	2,020	2,021	2022	2023	2024	One-year Difference
Under 18	455	215	152	224	239	7%
18-19 years of age	1,152	1,008	940	831	789	-5%
20-21 years of age	787	667	653	695	716	3%
22-24 years of age	740	583	513	513	581	13%
25-29 years of age	753	674	575	530	613	16%
30-34 years of age	518	445	396	357	425	19%
35-39 years of age	320	297	261	237	279	18%
40-49 years of age	389	289	274	254	239	-6%
50-64 years of age	206	161	127	122	131	7%
65 and over	38	25	26	31	23	-26%
Total	5,358	4,364	3,917	3,794	4,035	6%

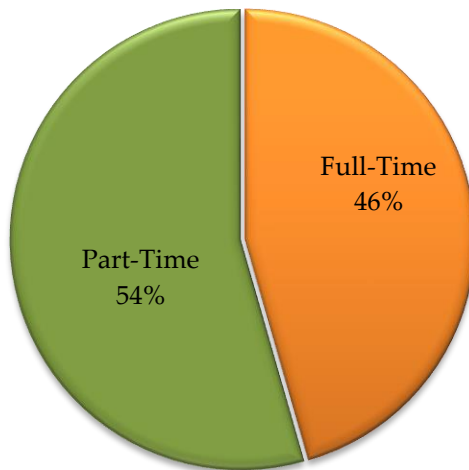
Enrollment Status								
Status	2022		2023		2024		2022 to 2024 Change	2023 to 2024 Change
3D Student	15	0.4%	21	0.6%	25	0.6%	0.2%	0.1%
Continuing Student	1,108	28.3%	1,277	33.7%	1,236	30.6%	2.3%	-3.0%
First-time Entering Student	155	4.0%	165	4.3%	207	5.1%	1.2%	0.8%
First-Time Entering Transfer Student	248	6.3%	238	6.3%	257	6.4%	0.0%	0.1%
First-Year Continuing Student	1,656	42.3%	1,184	31.2%	1,249	31.0%	-11.3%	-0.3%
High School Student	186	4.7%	261	6.9%	264	6.5%	1.8%	-0.3%
Readmitted Student	260	6.6%	422	11.1%	521	12.9%	6.3%	1.8%
Unclassified Pre-Baccalaureate	120	3.1%	43	1.1%	19	0.5%	-2.6%	-0.7%
Unclassified-Post Baccalaureate	120	3.1%	124	3.3%	173	4.3%	1.2%	1.0%
Undergraduate Transfer Transient	49	1.3%	59	1.6%	62	1.5%	0.3%	0.0%
High School Dually Enrolled	0	0.0%	0	0.0%	22	0.5%	0.5%	0.5%
Totals	3,917	100%	3,794	100%	4,035	100%		

Enrollment Status



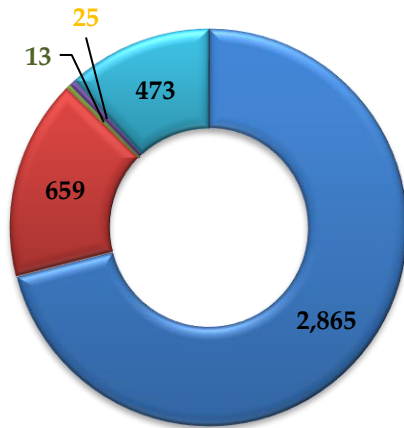
- First-Year Continuing Student
- Continuing Student
- Readmitted Student
- High School Concurrent Student
- First-Time Entering Transfer Student
- First-Time Entering Student
- Unclassified-Post Baccalaureate
- Undergraduate Transfer Transient
- 3D Student
- High School Dually Enrolled
- Unclassified Pre-Baccalaureate

Attendance Status



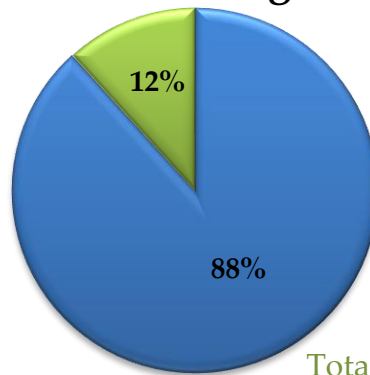
Enrollment by Degree Level					
Degree Level	2023	%	2024	%	1-YR Change
Associate Degree	3,133	82.6%	2,865	71.0%	-9%
Technical Certificate	193	5.1%	659	16.3%	241%
Certificate of Proficiency	29	0.8%	13	0.3%	-55%
Certificate of Completion	17	0.4%	25	0.6%	47%
Non-Degree	422	11.1%	473	11.7%	12%
Total	3,794	100%	4,035	100%	6%

Degree Level



Associate Degree
Technical Certificate
 Certificate of Proficiency
Certificate of Completion
 Non-Degree Seeking

Degree Intent

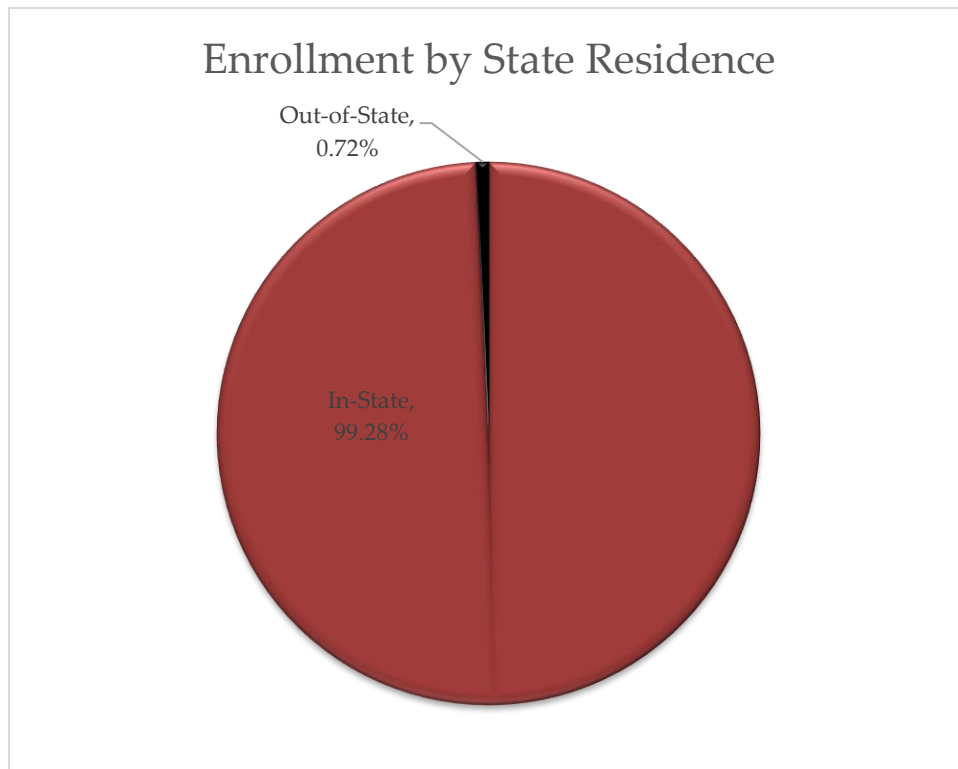


Total Degree Seeking
 Total Non-Degree Seeking

Enrollment by Degree Intent					
Degree Intent	2023	%	2024	%	1-YR Change
Total Degree-Seeking	3,355	88%	3,537	88%	6%
Total Non-Degree Seeking	439	12%	498	12%	8%
Total	3,794	100%	4,035	100%	6%

Enrollment by Location						
Site Location	2023 # of Sections	2024 # of Sections	1-YR Change	2023 Duplicated Enrollment	2024 Duplicated Enrollment	1-YR Change
Abundant Life Christian Academy	0	1	0.0%	0	10	0%
Aerospace Technology Center	11	14	27.3%	115	131	14%
Baptist Health College Little Rock	7	11	57.1%	117	125	7%
Business & Industry Center	5	5	0.0%	17	55	224%
Calvary Academy	3	4	33.3%	44	50	14%
Jacksonville High School	4	3	-25.0%	18	10	-44%
Lisa Academy - North	0	1	0.0%	0	10	0%
The Excel Center	2	0	-100.0%	23	0	-100%
Little Rock South	159	137	-13.8%	1,617	1,241	-23%
Little Rock School District	0	4	0.0%	0	40	0%
Main Campus	304	300	-1.3%	3,591	3,657	2%
North Little Rock High School	4	3	-25.0%	77	53	-31%
Northeast Arkansas Career and Technical Center	7	10	42.9%	175	147	-16%
Online	392	416	6.1%	7,689	8,409	9%
Parkview High School	2	3	50.0%	22	25	14%
St. Vincent Infirmary	12	12	0.0%	128	117	-9%
Webinar - Online	1	0	-100.0%	7	0	-100%
TOTAL	913	924	1.2%	13,640	14,080	3%

Enrollment by Residence Status	
State	Total
Arkansas	4,006
Arizona	1
Florida	2
Hawaii	1
Louisiana	1
Missouri	2
Nebraska	1
North Dakota	2
Oklahoma	2
Oregon	1
Tennessee	2
Texas	9
Wisconsin	1
Out-of-country	4
Total	4,035



Concurrent Enrollment by Location						
High School Code	High School Name	Spring 2020	Spring 2021	Spring 2022	Spring 2023	Spring 2024
41857	Abundant Life Schools	0	2	0	0	10
41528	Academic Plus Charter School	1	17	0	0	0
40257	Arkansas Christian Academy	1	1	2	0	0
40257	Arkansas Connectons Academy	0	2	1	0	0
41868	Arkansas Virtual Academy	2	2	1	0	0
41414	Baptist Preparatory School	1	0	1	0	0
40130	Bay Junior/Senior High School	0	0	2	2	3
40125	Bauxite High School	18	1	0	0	0
40170	Benton High School	48	5	0	0	0
40300	Brookland High School	0	0	0	0	1
40310	Bryant High School	76	13	2	0	0
41680	Buffalo Island Central HS	0	0	0	0	2
41859	Calvary Academy	36	29	25	35	40
60947	Calvary Academy South Lincoln	0	0	0	0	1
41420	Catholic High School	0	0	0	0	0
41855	Cedar Heights Christian Acad	0	0	0	0	0
41223	Central Arkansas Christian Sch	37	28	0	0	0
41265	Eastside Baptist Academy	0	0	0	1	0
40730	England High School	0	1	0	0	0
41412	eStem Charter High School	47	6	1	0	6
40775	Flippin High School	1	0	0	0	0
41144	Fountian Lake High School	0	1	0	0	0
799999	GED	0	0	1	0	1
41950	Green County Technical High School	0	1	0	0	2
41020	Harrisburg High School	0	1	0	0	1
40165	Harmony Grove High School	1	0	1	0	0
49999	High School In Arkansas	5	0	0	2	0
969999_899999	Home School	47	25	7	0	0
54177	Homeschool-Teachers.com	0	0	0	0	0
41125	Hope High School	0	0	1	0	0
41429	J A Fair High School	11	1	0	0	0
41225	Jacksonville High School	41	15	0	9	6
41232	Jacksonville Lighthouse Academy	18	3	3	1	0
41430	Joe T. Robinson High School	1	0	0	0	0
111730	Jonesboro High School	0	0	0	1	0

Concurrent Enrollment by Location						
High School Code	High School Name	Spring 2020	Spring 2021	Spring 2022	Spring 2023	Spring 2024
41270	Jonesboro High School, The Academies at	0	5	19	53	37
42268	Lisa Academy	1	1	9	0	9
41422	Little Rock Central High School	19	7	7	12	26
41453	Little Rock Christian Academy	0	0	0	0	0
41423	Little Rock Hall High School	20	10	1	0	1
41485	Little Rock John L McClellan High School	3	1	0	0	2
41470	Lonoke High School	0	0	0	0	0
41861	Maumelle High School	3	4	0	0	0
41595	Mayflower High School	10	5	7	0	0
112360	McIntosh High School	0	1	0	0	0
41815	Nettleton High School	0	0	0	10	8
252130	Nettleton High School MS	0	0	0	0	1
41862	New Life Christian Academy	2	1	0	0	0
40007	North Little Rock Ctr Excellence	12	12	11	3	9
41860	North Little Rock High School	85	57	43	62	44
41960	Paragould High School	0	2	1	4	1
41443	Parkview Fine Arts Magnet	13	10	11	29	33
41444	Pulaski Academy	0	0	0	0	0
41335	Riverside High School	0	0	0	0	1
42265	Sheridan High School	2	1	0	0	0
41441	Southwest Christian Academy	14	11	12	10	6
1485	Southwest Little Rock High School	0	4	10	3	0
41872	Sylvan Hills High School	20	1	2	0	0
42455	Trumann High School	0	0	1	0	0
999999	Unknown	1	16	4	0	3
41272	Valley View High School	0	0	0	4	2
42575	Walnut Ridge High School	0	0	0	1	1
41274	Westside High School	0	0	0	2	7
	Totals	597	303	186	244	264

Three-Year Trend: Enrollment by Program

CIP Code	Program Name	Award	Degree Code	Spring 2022	Spring 2023	Spring 2024	1-YR Change	3-YR Change
090702	Digital Media Production (Active as of 7/27/2012)	TC	2395	0	0	1	0.0%	0.0%
090702	Digital Media Production - Audio Engineering and Video (Active as of 7/27/2012)	AAS	3395-A	23	21	24	14.3%	4.3%
090702	Digital Media Production - Graphics and Web Design (Active as of 7/27/2012)	AAS	3395-G	29	27	29	7.4%	0.0%
090702	Digital Media Production (Active as of 4/19/2019)	CP	5395	0	0	0	0.0%	0.0%
110101	Computer Information Systems (Active as of 7/29/2005)	CP	0018	0	1	1	0.0%	0.0%
110101	Computer Information Systems (Active as of 10/1/1994)	TC	4380	2	1	3	200.0%	50.0%
110101	Computer Information Systems - Computer Programming (Active as of 10/1/1994)	AAS	0320-A	51	38	41	7.9%	-19.6%
110101	Computer Information Systems - Cybersecurity (Active as of 10/1/1994)	AAS	0320-C	8	41	61	48.8%	662.5%
110101	Computer Information Systems - End User Support (Inactive as of 6/30/2019)	AAS	0320-E	2	0	0	0.0%	-100.0%
110101	Computer Information Systems - Networking (Active as of 10/1/1994)	AAS	0320-N	46	31	28	-9.7%	-39.1%
110101	Computer Information Systems - Web Design (Active as of 6/30/2019)	AAS	0320-W	0	0	0	0.0%	0.0%
111003	Cybersecurity (Active as of 1/25/2019)	CP	0125	1	1	1	0.0%	0.0%
111003	Cybersecurity (Active as of 1/25/2019)	TC	1113	0	2	1	-50.0%	0.0%
120401	Hair Care (Active as of 8/24/2020)	CP	1385	0	0	0	0.0%	0.0%
120401	Cosmetology (Active as of 4/30/2004)	TC	4420	3	9	19	111.1%	533.3%

CIP Code	Program Name	Award	Degree Code	Spring 2022	Spring 2023	Spring 2024	1-YR Change	3-YR Change
120410	Nail Care and Skin Care (Active as of 8/24/2020)	CP	3420	0	0	0	0.0%	0.0%
120410	Nail Technology (Active as of 11/4/2005)	TC	4315	1	2	0	-100.0%	-100.0%
120413	Cosmetology Instruction (Active as of 11/4/2005)	TC	4421	0	0	0	0.0%	0.0%
120501	Basic Pastry (Active as of 7/26/2013)	CP	1585	0	0	0	0.0%	0.0%
120501	Cake Decorating (Active as of 7/26/2013)	CP	1586	0	0	0	0.0%	0.0%
120501	Baking and Pastry (Active as of 10/27/2006)	TC	4585	1	0	3	0.0%	200.0%
120501	Baking and Pastry Arts (Active as of 2/4/2011)	AAS	5585	34	50	45	-10.0%	32.4%
120502	Hospitality and Bar Operations (Active as of 4/19/2019)	CP	0502	0	0	0	0.0%	0.0%
120503	Dietary Management (Active as of 4/19/2019)	TC	4586	1	1	1	0.0%	0.0%
120503	Culinary Arts (Active as of 10/27/2006)	AAS	4590	114	103	95	-7.8%	-16.7%
120503	Basic Food Preparation (Active as of 7/26/2013)	CP	4581	0	0	0	0.0%	0.0%
120503	Dietary Management (Active as of 4/19/2019)	CP	4582	0	0	0	0.0%	0.0%
120503	Culinary Arts (Active as of 10/27/2006)	TC	4580	1	2	0	-100.0%	-100.0%
120504	Restaurant Operations	CP	1668	0	0	0	0.0%	0.0%
131206	Education (Active as of 1/30/2015)	AS	3540	115	89	67	-24.7%	-41.7%
150000	Technology & Engineering (Active as of 5/1/2015)	AS	3487	113	132	173	31.1%	53.1%
150613	Electrical Systems (Active as of 1/27/2017)	CP	4501	0	0	0	0.0%	0.0%

CIP Code	Program Name	Award	Degree Code	Spring 2022	Spring 2023	Spring 2024	1-YR Change	3-YR Change
150613	Mechanical Systems (Active as of 1/27/2017)	CP	4311	0	0	0	0.0%	0.0%
150613	Automated Manufacturing Systems Technology (Active as of 1/27/2017)	TC	0634	1	0	0	0.0%	-100.0%
150613	Automated Manufacturing Systems Technology (Active as of 1/27/2017)	AAS	0635	4	11	10	-9.1%	150.0%
150702	Quality Assurance (Active as of 8/23/2021)	CP	0446	0	0	0	0.0%	0.0%
151001	Construction Management (Active as of 1/27/2017)	CP	0272	0	0	0	0.0%	0.0%
151001	Construction Management (Active as of 1/27/2017)	TC	0273	1	0	0	0.0%	-100.0%
151001	Construction Management Technology (Active as of 4/25/2003)	AAS	0271	17	3	2	-33.3%	-88.2%
151202	Applied Electronics (Active as of 7/28/2017)	CP	0351	0	0	0	0.0%	0.0%
151202	Applied Electronics (Active as of 7/28/2017)	TC	0352	0	0	0	0.0%	0.0%
151202	Applied Electronics Technology (Active as of 7/1/1993)	AAS	0350	10	5	0	-100.0%	-100.0%
151301	Drafting & Design (Active as of 4/22/2016)	CP	1153	0	0	0	0.0%	0.0%
151301	Drafting & Design Technology (Active as of 4/1/1995)	TC	4490	2	0	0	0.0%	-100.0%
151301	Drafting & Design Technology (Active as of 4/1/1995)	AAS	0397	12	12	6	-50.0%	-50.0%
190706	Early Childhood Development (Active as of 7/1/1995)	CP	4919	2	1	0	-100.0%	-100.0%
190706	Early Childhood Development (Active as of 7/1/1995)	TC	4495	0	0	2	0.0%	0.0%
190706	Early Childhood Development (Active as of 5/1/1997)	AAS	0310	39	41	47	14.6%	20.5%
220302	Paralegal Technology (Active as of 1/27/2017)	CP	0611	1	0	1	0.0%	0.0%

CIP Code	Program Name	Award	Degree Code	Spring 2022	Spring 2023	Spring 2024	1-YR Change	3-YR Change
220302	Paralegal Technology (Active as of 1/27/2017)	TC	0612	3	3	1	-66.7%	-66.7%
220302	Paralegal Technology (Active as of 5/1/1997)	AAS	0610	35	38	39	2.6%	11.4%
240101	General Studies (Active as of 2/3/2006)	CGS	0910	1	1	0	-100.0%	-100.0%
240101	General Education (Active as of 4/1/1994)	AA	0050	48	14	10	-28.6%	-79.2%
240101	Liberal Arts & Sciences (Active as of 2/1/2002)	AS	1090	1,945	1807	1502	-16.9%	-22.8%
240102	General Studies (Active as of 4/27/2007)	AGS	0900	6	5	0	-100.0%	-100.0%
240102	General Studies - Business and Information Studies (Active as of 4/27/2007)	AGS	0900-B	1	1	6	500.0%	500.0%
240102	General Studies - Education (Active as of 4/27/2007)	AGS	0900-E	1	1	0	-100.0%	-100.0%
240102	General Studies - Allied Health (Active as of 4/27/2007)	AGS	0900-A	2	8	12	50.0%	500.0%
240102	General Studies - Arts and Humanities (Active as of 4/27/2007)	AGS	0900-H	1	2	2	0.0%	100.0%
240102	General Studies - Math and Social Sciences (Active as of 4/27/2007)	AGS	0900-M	0	0	4	0.0%	0.0%
240102	General Studies - Technical Sciences (Active as of 4/27/2007)	AGS	0900-T	0	0	0	0.0%	0.0%
299999	Military Technologies (Inactive as of 6/30/2021)	AAS	3456	1	0	0	0.0%	-100.0%
309999	General Technology - Drafting	AAS	0517-R	1	0	0	0.0%	-100.0%
309999	General Technology - Machine Tool/CNC	AAS	0517-T	2	0	1	0.0%	-50.0%
309999	General Technology - Nail Technology	AAS	0517-N	10	0	0	0.0%	-100.0%
309999	General Technology - HVAC	AAS	0517-H	5	3	1	-66.7%	-80.0%

CIP Code	Program Name	Award	Degree Code	Spring 2022	Spring 2023	Spring 2024	1-YR Change	3-YR Change
309999	General Technology - Cosmetology	AAS	0517-S	45	22	2	-90.9%	-95.6%
309999	General Technology - Diesel Technology	AAS	0517-D	0	1	13	1200.0%	0.0%
309999	General Technology - Applied Electronics	AAS	0517-E	0	0	0	0.0%	0.0%
309999	General Technology - AMS	AAS	0517-M	0	1	0	-100.0%	0.0%
309999	General Technology - Welding	AAS	0517-W	4	4	4	0.0%	0.0%
309999	General Technology - Automotive Technology	AAS	0517-A	31	33	36	9.1%	16.1%
309999	General Technology (Active as of 4/1/1995)	AAS	0517	4	9	7	-22.2%	75.0%
309999	General Technology - Construction	AAS	0517-C	0	0	0	0.0%	0.0%
309999	General Technology - Collision Repair	AAS	0517-O	1	2	0	-100.0%	-100.0%
460303	Electrical Lineworker Technology	TC	4925	0	0	2	0.0%	0.0%
470201	Heating, Ventilation, Air Conditioning, & Refrigeration (Active as of 7/28/2017)	CP	0115	0	0	0	0.0%	0.0%
470201	Heating, Ventilation, Air Conditioning, & Refrigeration	TC	4310	3	3	4	33.3%	33.3%
470201	Heating, Ventilation, Air Conditioning, & Refrigeration (Active as of 5/1/1997)	AAS	0525	30	35	48	37.1%	60.0%
470603	Auto Painting (Active as of 1/27/2017)	CP	1470	0	0	0	0.0%	0.0%
470603	Auto Body and Frame Alignment (Active as of 1/27/2017)	CP	1471	0	0	0	0.0%	0.0%
470603	Damage Analysis & Estimation (Active as of 7/1/2020)	CP	0316	0	0	0	0.0%	0.0%

CIP Code	Program Name	Award	Degree Code	Spring 2022	Spring 2023	Spring 2024	1-YR Change	3-YR Change
470603	Collision Repair Technology (Active)	TC	4330	6	7	13	85.7%	116.7%
470604	Automotive Service Technology (Active)	TC	4355	1	5	1	-80.0%	0.0%
470605	Diesel Technology (Active)	TC	4460	22	21	13	-38.1%	-40.9%
470607	Aviation Maintenance Airframe (Active)	TC	0014	0	1	0	-100.0%	0.0%
470608	Aviation Maintenance Powerplant (Active)	TC	4360	0	0	1	0.0%	0.0%
470608	Aviation Maintenance (Active)	AAS	0240	49	47	49	4.3%	0.0%
470613	Tractor and Trailer Servicing (Active as of 7/1/2020)	CP	0321	0	0	3	0.0%	0.0%
470699	Chassis & Brake Specialist (Active as of 4/23/2021)	CP	1041	0	0	0	0.0%	0.0%
470699	Climate Control & Driveability Specialist (Active as of 4/23/2021)	CP	1705	0	0	0	0.0%	0.0%
470699	Drivetrain Specialist (Active as of 4/23/2021)	CP	1715	0	0	0	0.0%	0.0%
480501	Machine Tool Technology (Active as of 7/28/2017)	CP	4681	1	0	0	0.0%	-100.0%
480501	Machine Shop (Active)	TC	4680	5	2	3	50.0%	-40.0%
480508	Welding (Active as of 5/1/1997)	CP	0336	0	0	0	0.0%	0.0%
480508	Welding Technology (Active)	TC	4900	52	32	47	46.9%	-9.6%
480510	Computer Numerical Control (Active as of 8/23/2021)	CP	0361	0	6	0	-100.0%	0.0%
490205	Tractor and Trailer Operation (Active as of 2/2/2007)	CP	4896	20	6	5	-16.7%	-75.0%
510000	Pre-Healthcare Studies (Active as of 2/1/2013)	CP	1510	0	0	0	0.0%	0.0%

CIP Code	Program Name	Award	Degree Code	Spring 2022	Spring 2023	Spring 2024	1-YR Change	3-YR Change
510000	Pre-Healthcare Studies (Active as of 2/1/2013)	TC	2510	39	17	470	2664.7%	1105.1%
510000	Allied Health - Dental Assisting	AAS	3106-D	0	22	17	-22.7%	0.0%
510000	Allied Health - Histotechnology	AAS	3106-H	0	1	1	0.0%	0.0%
510000	Allied Health - Radiography	AAS	3106-R	15	23	19	-17.4%	26.7%
510000	Allied Health - Sleep Technology	AAS	3106-L	0	0	0	0.0%	0.0%
510000	Allied Health - Surgical Technology	AAS	3106-U	1	1	1	0.0%	0.0%
510601	Dental Assisting (Active)	TC	4455	16	1	1	0.0%	-93.8%
510707	Health Information Technology (Active as of 4/19/2019)	AAS	0675	26	20	27	35.0%	3.8%
510707	Health Information Technology (Active as of 8/1/2023)	CP	4741	0	0	1	0.0%	0.0%
510710	Medical Office Technology (Active as of 4/19/2019)	CP	0131	0	1	0	-100.0%	0.0%
510710	Medical Office Technology (Active as of 2/1/2013)	TC	2517	22	15	7	-53.3%	-68.2%
510803	Occupational Therapy Assistant (Active as of 10/1/1998)	AAS	0725	33	34	33	-2.9%	0.0%
510904	Emergency Medical Technology (Active as of 4/19/2019)	CP	0186	1	11	0	-100.0%	-100.0%
510904	Emergency Medical Sciences - Paramedic (Active as of 4/20/2018)	TC	4520	0	1	16	1500.0%	0.0%
510904	Emergency Medical Science - Paramedic (Active as of 4/20/2018)	AAS	0470	17	18	3	-83.3%	-82.4%
510908	Surgical Technology (Active as of 4/19/2019)	AAS	0835	14	9	14	55.6%	0.0%
510908	Respiratory Therapy (Active as of 2/1/1999)	AAS	0815	18	17	19	11.8%	5.6%

CIP Code	Program Name	Award	Degree Code	Spring 2022	Spring 2023	Spring 2024	1-YR Change	3-YR Change
512603	Medication Assistant (Active as of 8/23/2021)	CP	0256	0	2	1	-50.0%	0.0%
513901	Practical Nursing - Non-traditional Track (Active)	TC	4660-N	10	1	0	-100.0%	-100.0%
513901	Practical Nursing - Traditional Track (Active)	TC	4660-T	32	33	36	9.1%	12.5%
513902	Nursing Assistant (Active as of 2/1/2008)	CP	0266	0	0	0	0.0%	0.0%
520101	Business (Active as of 4/30/2010)	AS	0308	248	249	272	9.2%	9.7%
520201	Business - Accounting	AAS	0730-A	19	23	21	-8.7%	10.5%
520201	Business - Entrepreneurship	AAS	0730-E	29	40	31	-22.5%	6.9%
520201	Business - Insurance	AAS	0730-I	1	1	2	100.0%	100.0%
520201	Business - Office Supervision and Management	AAS	0730-S	18	17	17	0.0%	-5.6%
520201	Business - Office Technology	AAS	0730-T	10	4	8	100.0%	-20.0%
520204	Office Supervision Management (Active as of 1/27/2017)	CP	4772	0	0	0	0.0%	0.0%
520204	Office Supervision Management (Active as of 1/27/2017)	TC	4773	0	1	2	100.0%	0.0%
520301	Accounting (Active as of 10/1/1993)	TC	4260	3	2	2	0.0%	-33.3%
520302	Accounting Technology (Active as of 2/2/2007)	CP	0045	0	0	0	0.0%	0.0%
520408	Office Technology (Active as of 2/2/2007)	CP	4383	0	0	0	0.0%	0.0%
520408	Office Technology (Active as of 10/1/1993)	TC	4650	2	0	1	0.0%	-50.0%
520701	Entrepreneurship (Active as of 5/1/2015)	CP	1520	0	0	0	0.0%	0.0%

CIP Code	Program Name	Award	Degree Code	Spring 2022	Spring 2023	Spring 2024	1-YR Change	3-YR Change
520701	Entrepreneurship (Active as of 4/27/2012)	TC	2520	4	2	2	0.0%	-50.0%
520901	Food Purchasing (Active as of 7/26/2013)	CP	1669	0	0	0	0.0%	0.0%
520901	Hospitality and Tourism (Active as of 7/26/2013)	CP	1667	0	0	0	0.0%	0.0%
520901	Resort Management (Active as of 4/24/2020)	CP	0665	0	0	0	0.0%	0.0%
520901	Hospitality Management (Active as of 5/1/2015)	TC	1665	0	0	1	0.0%	0.0%
520901	Resort Management (Active as of 4/24/2020)	TC	2050	0	0	0	0.0%	0.0%
520901	Hospitality Management (Active as of 2/1/2008)	AAS	3665	15	17	16	-5.9%	6.7%
521499	Digital Marketing (Active as of 8/23/2021)	TC	2955	1	7	6	-14.3%	500.0%
521701	Insurance (Active as of 8/23/2021)	TC	2065	1	0	0	0.0%	-100.0%
000000	Undeclared/Non-Degree Seeking		0010	289	439	473	7.7%	63.7%
000000	3D Program - General	CC	003D	15	17	19	11.8%	26.7%
000000	3D Program - Baking	CC	03DB	0	4	6	50.0%	0.0%
000000	3D Program - Culinary	CC	03DC	0	0	0	0.0%	0.0%
000000	3D Program - Hospitality	CC	03DH	0	0	0	0.0%	0.0%
	Total Enrollment			4,364	3,917	4,035	3.0%	-7.5%

CC = Certificate of Completion
CP = Certificate of Proficiency
CGS = Certificate of General Studies
TC = Technical Certificate
AA = Associate of Arts
AAS = Associate of Applied Sciences
AGS = Associate of General Studies
AS = Associate of Science