


UNIVERSITY OF ARKANSAS
PULASKI TECH

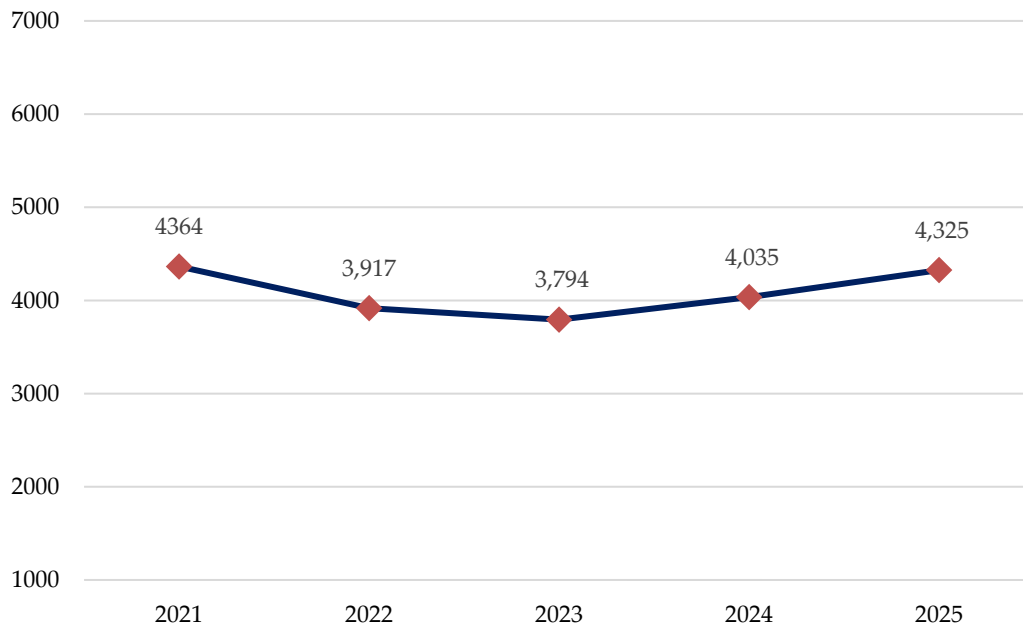
2025 Spring
Enrollment Report



Credit Enrollment: 4,325
Total Semester Credit Hours (SSCH): 43,057

Enrollment, SSCH, FTE Comparisons						
	2021	2022	2023	2024	2025	% Change
Enrollment	4,364	3,917	3,794	4,035	4,325	7.2%
FTE	2,911	2,686	2,592	2,664	2,870	7.7%
SSCH	43,668	40,296	38,876	39,958	43,057	7.8%

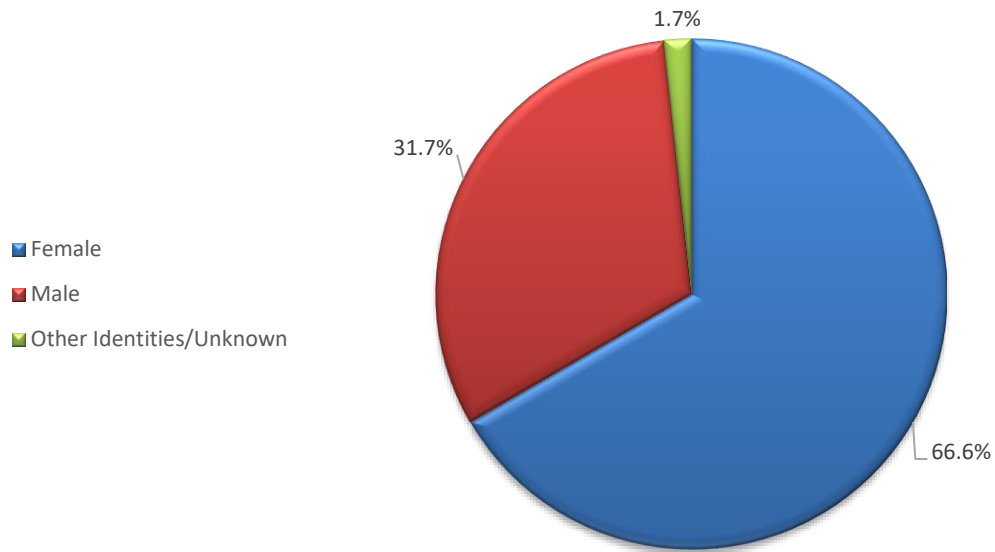
Spring Five-Year Enrollment Trend



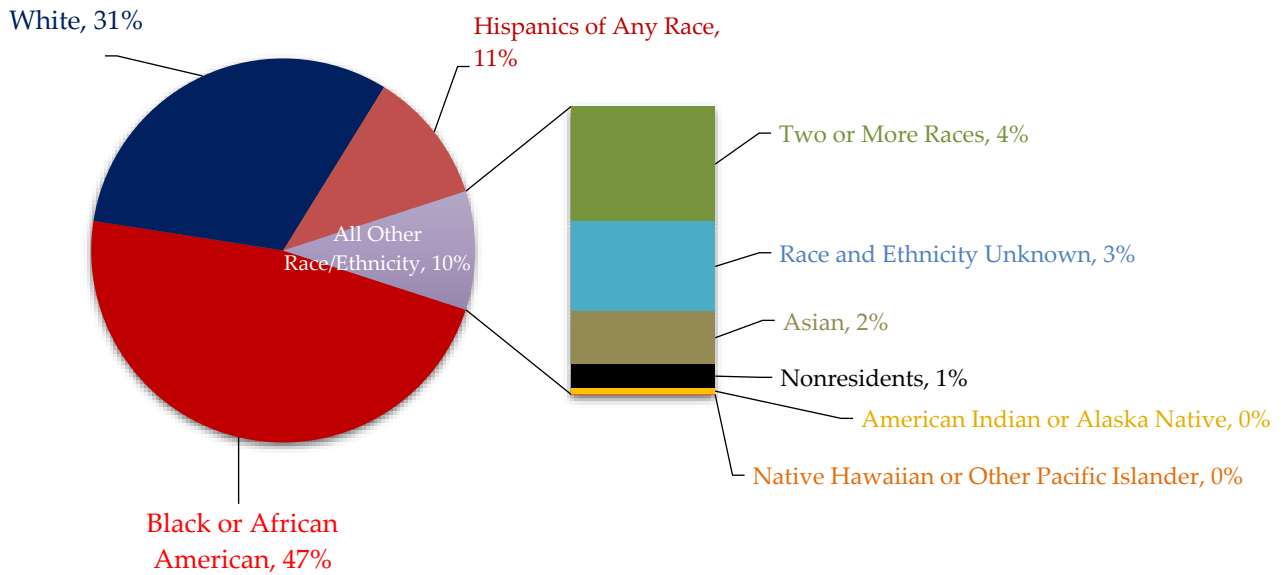
Enrollment by Gender

Gender	2021	%	2022	%	2023	%	2024	%	2025	%	1-YR Change
Female	2,919	67%	2,611	67%	2,496	66%	2,676	66%	2,882	67%	7.7%
Male	1,430	33%	1,297	33%	1,281	34%	1,310	32%	1,369	32%	4.5%
Other Identities/Unknown	15	0%	9	0%	17	0%	49	1%	74	2%	51.0%
Total	4,364	100%	3,917	100%	3,794	100%	4,035	100%	4,325	100%	7.2%

Enrollment by Gender



Enrollment by Race & Ethnicity



Enrollment by Race & Ethnicity Changes

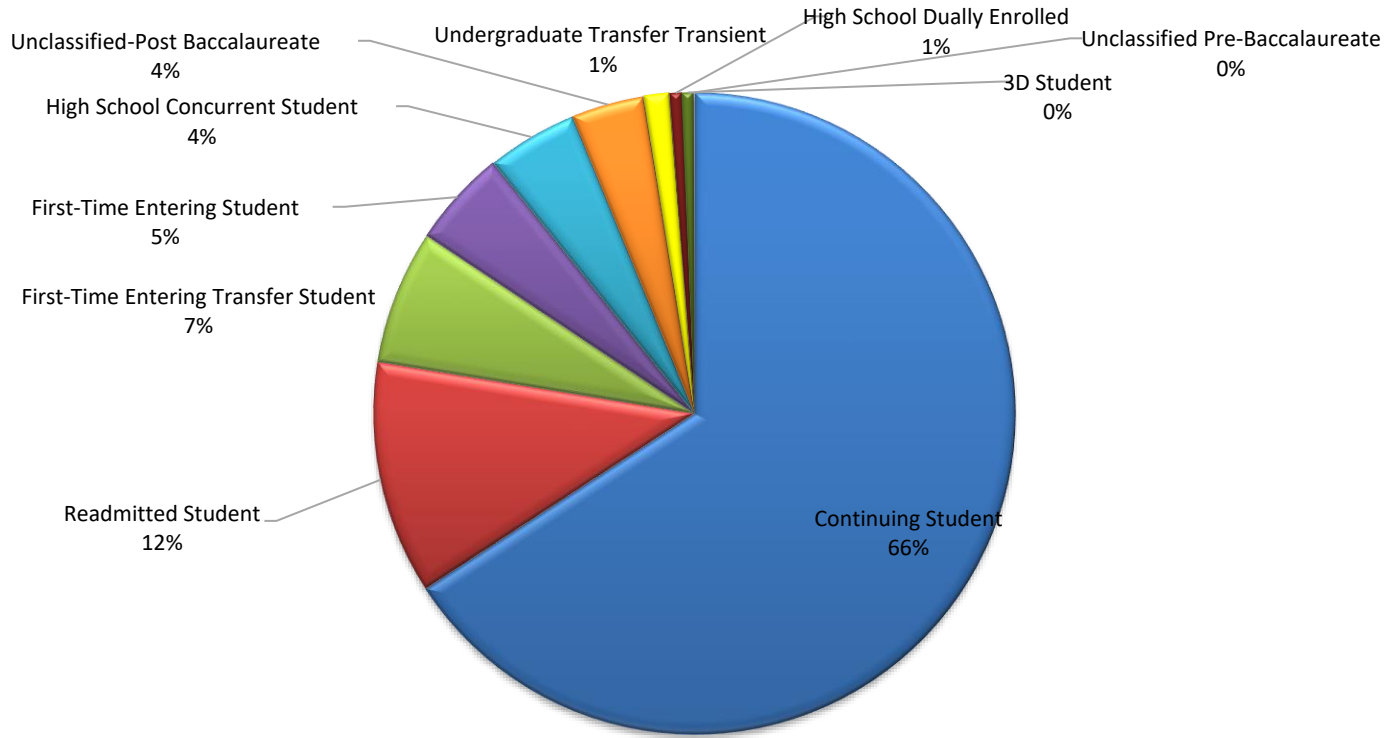
Race/Ethnicity	2021	2022	2023	2024	2025	1-YR % Change
Black or African American	1,691	1,640	1,428	1,693	2,053	21%
White	1,914	1,462	1,489	1,454	1,356	-7%
Hispanics of Any Race	227	323	526	498	484	-3%
Other Races/Unknown Races	532	492	351	390	432	11%
Total	4,364	3,917	3,794	4,035	4,325	7%

Average Student Age: 27

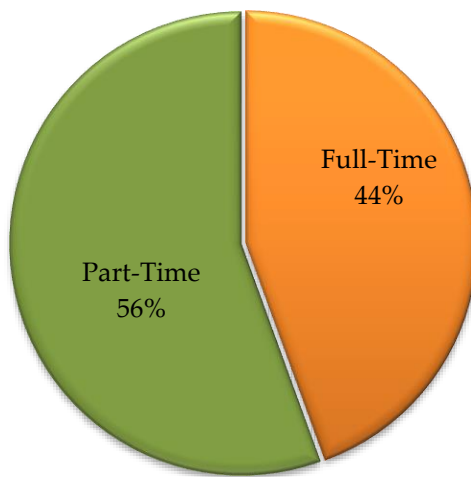
Spring Enrollment by Age Comparisons						
Age Range	2,021	2,022	2023	2024	2025	One-year Difference
Under 18	215	152	224	239	172	-28%
18-19 years of age	1,008	940	831	789	793	1%
20-21 years of age	667	653	695	716	745	4%
22-24 years of age	583	513	513	581	631	9%
25-29 years of age	674	575	530	613	692	13%
30-34 years of age	445	396	357	425	476	12%
35-39 years of age	297	261	237	279	345	24%
40-49 years of age	289	274	254	239	309	29%
50-64 years of age	161	127	122	131	135	3%
65 and over	25	26	31	23	27	17%
Total	4,364	3,917	3,794	4,035	4,325	7%

Enrollment Status								
Status	2023		2024		2025		2023 to 2025 Change	2024 to 2025 Change
3D Student	21	0.6%	25	0.6%	25	0.6%	19.0%	0.0%
Continuing Student	2,461	64.9%	2,485	61.6%	2,846	65.8%	15.6%	14.5%
First-time Entering Student	165	4.3%	207	5.1%	212	4.9%	28.5%	2.4%
First-Time Entering Transfer Student	238	6.3%	257	6.4%	292	6.8%	22.7%	13.6%
High School Student	261	6.9%	264	6.5%	198	4.6%	-24.1%	-25.0%
Readmitted Student	422	11.1%	521	12.9%	509	11.8%	20.6%	-2.3%
Unclassified Pre-Baccalaureate	43	1.1%	19	0.5%	2	0.0%	-95.3%	-89.5%
Unclassified-Post Baccalaureate	124	3.3%	173	4.3%	158	3.7%	27.4%	-8.7%
Undergraduate Transfer Transient	59	1.6%	62	1.5%	56	1.3%	-5.1%	-9.7%
High School Dually Enrolled	0	0.0%	22	0.5%	27	0.6%	0.0%	22.7%
Totals	3,794	100%	4,035	100%	4,325	100%	14.0%	7.2%

Student Count by Enrollment Status

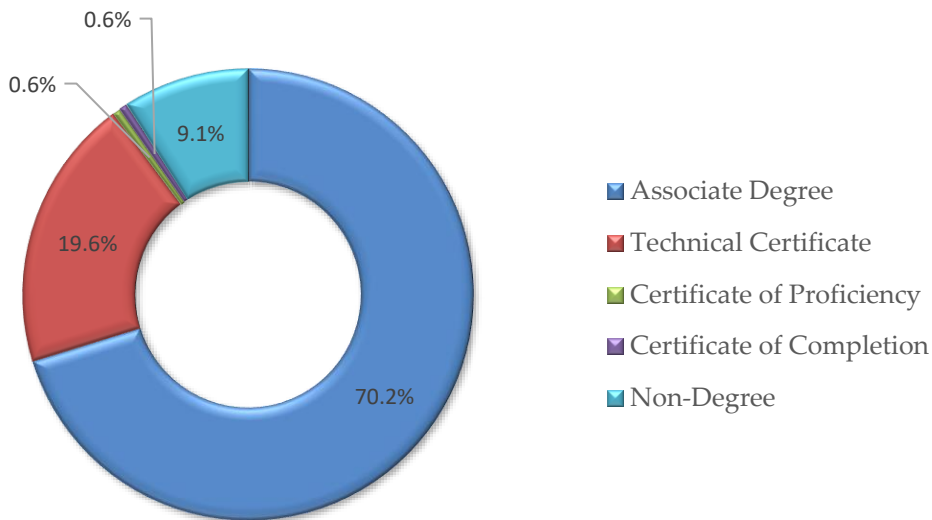


Attendance Status

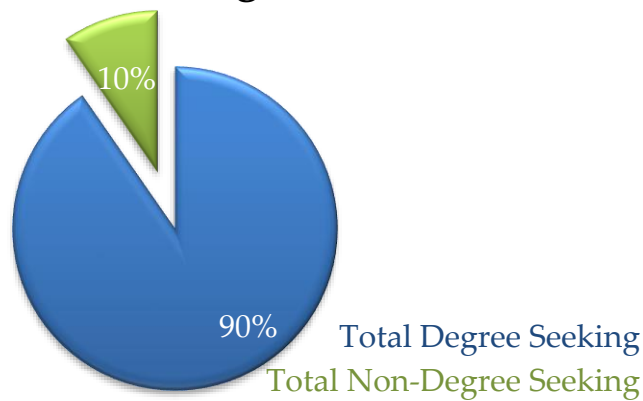


Enrollment by Degree Level					
Degree Level	2024	%	2025	%	1-YR Change
Associate Degree	2,865	71.0%	3,038	70.2%	6%
Technical Certificate	659	16.3%	846	19.6%	28%
Certificate of Proficiency	13	0.3%	24	0.6%	85%
Certificate of Completion	25	0.6%	25	0.6%	0%
Non-Degree	473	11.7%	392	9.1%	-17%
Total	4,035	100%	4,325	100%	7%

Degree Level



Degree Intent

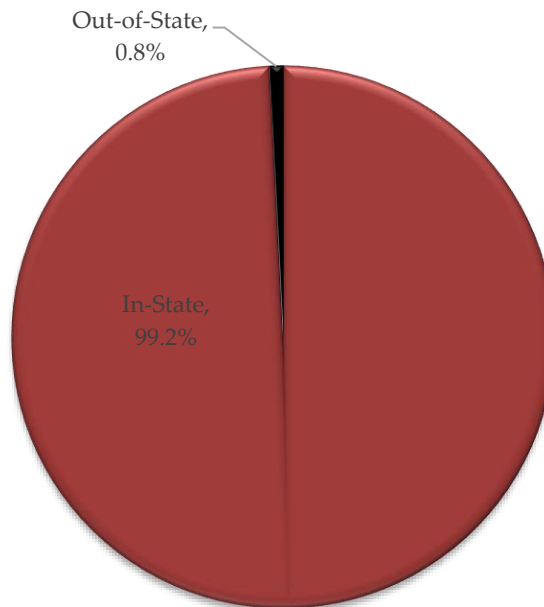


Enrollment by Degree Intent					
Degree Intent	2024	%	2025	%	1-YR Change
Total Degree-Seeking	3,537	88%	3,908	90%	10%
Total Non-Degree Seeking	498	12%	417	10%	-16%
Total	4,035	100%	4,325	100%	7%

Enrollment by Location						
Site Location	2024 # of Sections	2025 # of Sections	1-YR Change	2024 Duplicated Enrollment	2025 Duplicated Enrollment	1-YR Change
Abundant Life Christian Academy	1	1	0%	10	24	140%
Aerospace Technology Center	14	13	-7%	131	144	10%
Baptist Health College Little Rock	11	7	-36%	125	127	2%
Business & Industry Center	5	3	-40%	55	48	-13%
Business & Industry Location	0	5	0%	0	26	0%
Calvary Academy	4	3	-25%	50	38	-24%
Jacksonville High School	3	4	33%	10	16	60%
Lisa Academy - North	1	3	200%	10	19	90%
Little Rock South	137	98	-28%	1,241	1,245	0%
Little Rock Southwest High School	0	1	0%	0	13	0%
Little Rock School District	4	0	-100%	40	0	-100%
Main Campus	300	263	-12%	3,657	3,733	2%
MEMS Training Academy	0	5	0%	0	60	0%
Metropolitan Career-Technical Center	0	2	0%	0	4	0%
North Little Rock High School	3	3	0%	53	39	-26%
Northeast Arkansas Career and Technical Center	10	0	-100%	147	0	-100%
Online	416	490	18%	8,409	9,662	15%
Parkview High School	3	0	-100%	25		-100%
St. Vincent Infirmary	12	12	0%	117	89	-24%
TOTAL	924	913	-1%	14,080	15,287	9%

Enrollment by Residence Status	
State	Total
Arkansas	4,291
Florida	2
Louisiana	1
Mississippi	4
Missouri	5
Nebraska	1
Oklahoma	1
South Carolina	2
Tennessee	4
Texas	7
Virginia	2
Out-of-country	5
Total	4,325

Enrollment by State Residence



Concurrent Enrollment by Location						
High School Code	High School Name	Spring 2021	Spring 2022	Spring 2023	Spring 2024	Spring 2025
41857	Abundant Life Christian Academy	2	0	0	10	23
41528	Academic Plus Charter School	17	0	0	0	0
40257	Arkansas Christian Academy	1	2	0	0	1
40257	Arkansas Connectons Academy	2	1	0	0	0
41868	Arkansas Virtual Academy	2	1	0	0	3
41414	Baptist Preparatory School	0	1	0	0	0
40130	Bay Junior/Senior High School	0	2	2	3	0
40125	Bauxite High School	1	0	0	0	0
40170	Benton High School	5	0	0	0	0
40300	Brookland High School	0	0	0	1	0
40310	Bryant High School	13	2	0	0	0
41680	Buffalo Island Central HS	0	0	0	2	0
41859	Calvary Academy	29	25	35	40	35
60947	Calvary Academy South Lincoln	0	0	0	1	0
41223	Central Arkansas Christian Sch	28	0	0	0	0
41265	Eastside Baptist Academy	0	0	1	0	0
40730	England High School	1	0	0	0	0
41412	eStem High Public Charter School	6	1	0	6	6
41144	Fountian Lake High School	1	0	0	0	0
960000	GED	0	1	0	1	2
41950	Green County Technical High School	1	0	0	2	0
41020	Harrisburg High School	1	0	0	1	0
40165	Harmony Grove High School	0	1	0	0	0
49999	High School In Arkansas	0	0	2	0	0
969999	Home School	25	7	0	0	6
41125	Hope High School	0	1	0	0	0
41429	J A Fair High School	1	0	0	0	0
41225	Jacksonville High School	15	0	9	6	8
41232	Jacksonville Lighthouse Academy	3	3	1	0	0
111730	Jonesboro High School	0	0	1	0	0
41270	Jonesboro High School, The Academies at	5	19	53	37	0
42268	Lisa Academy	1	9	0	9	18
41422	Little Rock Central High School	7	7	12	26	6

Concurrent Enrollment by Location						
High School Code	High School Name	Spring 2021	Spring 2022	Spring 2023	Spring 2024	Spring 2025
41423	Little Rock Hall High School	10	1	0	1	0
41485	Little Rock John L McClellan High School	1	0	0	2	13
40021	Little Rock West High School Innovation	0	0	0	0	1
41861	Maumelle High School	4	0	0	0	0
41595	Mayflower High School	5	7	0	0	0
112360	McIntosh High School	1	0	0	0	0
41440	Mount St Mary Academy	0	0	0	0	1
41815	Nettleton High School	0	0	10	8	0
252130	Nettleton High School MS	0	0	0	1	0
41862	New Life Christian Academy	1	0	0	0	0
40007	North Little Rock Ctr Excellence	12	11	3	9	2
41860	North Little Rock High School	57	43	62	44	40
41960	Paragould High School	2	1	4	1	0
41443	Parkview Fine Arts Magnet	10	11	29	33	29
41335	Riverside High School	0	0	0	1	0
42265	Sheridan High School	1	0	0	0	0
41441	Southwest Christian Academy	11	12	10	6	1
1485	Southwest Little Rock High School	4	10	3	0	0
41872	Sylvan Hills High School	1	2	0	0	0
42455	Trumann High School	0	1	0	0	0
999999	Unknown	16	4	0	3	3
41272	Valley View High School	0	0	4	2	0
42575	Walnut Ridge High School	0	0	1	1	0
41274	Westside High School	0	0	2	7	0
	Totals	303	186	244	264	198

Three-Year Trend: Enrollment by Program

CIP Code	Program Name	Award	Degree Code	Spring 2023	Spring 2024	Spring 2025	1-YR Change	2-YR Change
090702	Digital Media Production (Active as of 7/27/2012)	TC	2395	0	1	3	200.0%	0.0%
090702	Digital Media Production - Audio Engineering and Video (Active as of 7/27/2012)	AAS	3395-A	21	24	23	-4.2%	9.5%
090702	Digital Media Production - Graphics and Web Design (Active as of 7/27/2012)	AAS	3395-G	27	29	31	6.9%	14.8%
090702	Digital Media Production (Active as of 4/19/2019)	CP	5395	0	0	0	0.0%	0.0%
110101	Computer Information Systems (Active as of 7/29/2005)	CP	0018	1	1	0	-100.0%	-100.0%
110101	Computer Information Systems (Active as of 10/1/1994)	TC	4380	1	3	4	33.3%	300.0%
110101	Computer Information Systems - Computer Programming (Active as of 10/1/1994)	AAS	0320-A	38	41	38	-7.3%	0.0%
110101	Computer Information Systems - Cybersecurity (Active as of 10/1/1994)	AAS	0320-C	41	61	78	27.9%	90.2%
110101	Computer Information Systems - Networking (Active as of 10/1/1994)	AAS	0320-N	31	28	23	-17.9%	-25.8%
111003	Cybersecurity (Active as of 1/25/2019)	CP	0125	1	1	0	-100.0%	-100.0%
111003	Cybersecurity (Active as of 1/25/2019)	TC	1113	2	1	9	800.0%	350.0%
120401	Hair Care (Active as of 4/24/2020)	CP	3420	0	0	0	0.0%	0.0%
120401	Cosmetology (Active as of 4/30/2004)	TC	4420	9	19	11	-42.1%	22.2%
120410	Nail Care and Skin Care (Active as of 4/24/2020)	CP	1385	0	0	0	0.0%	0.0%
120410	Nail Technology (Active as of 11/4/2005)	TC	4315	2	0	0	0.0%	-100.0%

Three-Year Trend: Enrollment by Program

CIP Code	Program Name	Award	Degree Code	Spring 2023	Spring 2024	Spring 2025	1-YR Change	2-YR Change
120501	Basic Pastry Techniques (Active as of 7/26/2013)	CP	1585	0	0	0	0.0%	0.0%
120501	Cake Decorating (Active as of 7/26/2013)	CP	1586	0	0	0	0.0%	0.0%
120501	Baking and Pastry (Active as of 10/27/2006)	TC	4585	0	3	4	33.3%	0.0%
120501	Baking and Pastry Arts (Active as of 2/4/2011)	AAS	5585	50	45	37	-17.8%	-26.0%
120502	Hospitality and Bar Operations (Active as of 4/19/2019)	CP	0502	0	0	1	0.0%	0.0%
120503	Dietary Management (Active as of 4/19/2019)	TC	4586	1	1	3	200.0%	200.0%
120503	Culinary Arts (Active as of 10/27/2006)	AAS	4590	103	95	101	6.3%	-1.9%
120503	Basic Food Preparation (Active as of 7/26/2013)	CP	4581	0	0	0	0.0%	0.0%
120503	Dietary Management (Active as of 4/19/2019)	CP	4582	0	0	0	0.0%	0.0%
120503	Culinary Arts (Active as of 10/27/2006)	TC	4580	2	0	2	0.0%	0.0%
120504	Restaurant Operations	CP	1668	0	0	0	0.0%	0.0%
131206	Education (Active as of 1/30/2015)	AS	3540	89	67	74	10.4%	-16.9%
131206	Education	TC	2945	0	0	1	0.0%	0.0%
150000	Technology & Engineering (Active as of 5/1/2015)	AS	3487	132	173	149	-13.9%	12.9%
150613	Electrical Systems (Active as of 1/27/2017)	CP	4501	0	0	0	0.0%	0.0%
150613	Mechanical Systems (Active as of 1/27/2017)	CP	4311	0	0	0	0.0%	0.0%
150613	Mechanical Systems (Active as of 1/27/2017)	TC	0634	0	0	2	0.0%	0.0%
150613	Advanced Manufacturing Technology (Active as of 1/27/2017)	AAS	0635	11	10	9	-10.0%	-18.2%
150613	Advanced Manufacturing Technology	TC	5719	0	0	1	0.0%	0.0%

Three-Year Trend: Enrollment by Program

CIP Code	Program Name	Award	Degree Code	Spring 2023	Spring 2024	Spring 2025	1-YR Change	2-YR Change
150613	Machining (Active as of 7/28/2017)	CP	4681	0	0	0	0.0%	0.0%
150613	Machining (Active)	TC	4680	2	3	6	100.0%	200.0%
151001	Construction Management Technology (Active as of 4/25/2003)	AAS	0271	3	2	0	-100.0%	-100.0%
151202	Applied Electronics Technology (Active as of 7/1/1993)	AAS	0350	5	0	0	0.0%	-100.0%
151301	Drafting & Design (Active as of 4/22/2016)	CP	1153	0	0	0	0.0%	0.0%
151301	Drafting & Design Technology (Active as of 4/1/1995)	TC	4490	0	0	0	0.0%	0.0%
151301	Drafting & Design Technology (Active as of 4/1/1995)	AAS	0397	12	6	5	-16.7%	-58.3%
190706	Early Childhood Development (Active as of 7/1/1995)	CP	4919	1	0	1	0.0%	0.0%
190706	Early Childhood Development (Active as of 7/1/1995)	TC	4495	0	2	5	150.0%	0.0%
190706	Early Childhood Development (Active as of 5/1/1997)	AAS	0310	41	47	62	31.9%	51.2%
220302	Paralegal Technology (Active as of 1/27/2017)	CP	0611	0	1	0	-100.0%	0.0%
220302	Paralegal Technology (Active as of 1/27/2017)	TC	0612	3	1	3	200.0%	0.0%
220302	Paralegal Technology (Active as of 5/1/1997)	AAS	0610	38	39	42	7.7%	10.5%
240101	General Studies (Active as of 2/3/2006)	CGS	0910	1	0	1	0.0%	0.0%
240101	General Education (Active as of 4/1/1994)	AA	0050	14	10	33	230.0%	135.7%
240101	Liberal Arts & Sciences (Active as of 2/1/2002)	AS	1090	1,807	1502	1532	2.0%	-15.2%
240102	General Studies (Active as of 4/27/2007)	AGS	0900	17	24	106	341.7%	523.5%
309999	General Technology - Drafting	AAS	0517-R	0	0	2	0.0%	0.0%

Three-Year Trend: Enrollment by Program

CIP Code	Program Name	Award	Degree Code	Spring 2023	Spring 2024	Spring 2025	1-YR Change	2-YR Change
309999	General Technology - Machine Tool/CNC	AAS	0517-T	0	1	0	-100.0%	0.0%
309999	General Technology - Nail Technology	AAS	0517-N	0	0	0	0.0%	0.0%
309999	General Technology - HVAC	AAS	0517-H	3	1	1	0.0%	-66.7%
309999	General Technology - Cosmetology	AAS	0517-S	22	2	0	-100.0%	-100.0%
309999	General Technology - Diesel Technology	AAS	0517-D	1	13	15	15.4%	1400.0%
309999	General Technology - Applied Electronics	AAS	0517-E	0	0	3	0.0%	0.0%
309999	General Technology - AMS	AAS	0517-M	1	0	0	0.0%	-100.0%
309999	General Technology - Welding	AAS	0517-W	4	4	7	75.0%	75.0%
309999	General Technology - Automotive Technology	AAS	0517-A	33	36	34	-5.6%	3.0%
309999	General Technology (Active as of 4/1/1995)	AAS	0517	9	7	0	-100.0%	-100.0%
309999	General Technology - Construction	AAS	0517-C	0	0	5	0.0%	0.0%
309999	General Technology - Collision Repair	AAS	0517-O	2	0	4	0.0%	100.0%
430103	Law Enforcement Administration	AAS	0391	0	0	2	0.0%	0.0%
460303	Electrical Lineworker Technology (Active as of 4/28/2023)	TC	4925	0	2	14	600.0%	0.0%
470201	Heating, Ventilation, Air Conditioning, & Refrigeration	TC	4310	3	4	19	375.0%	533.3%
470201	Heating, Ventilation, Air Conditioning, & Refrigeration (Active as of 5/1/1997)	AAS	0525	35	48	52	8.3%	48.6%
470603	Auto Painting (Active as of 1/27/2017)	CP	1470	0	0	0	0.0%	0.0%
470603	Auto Body and Frame Alignment (Active as of 1/27/2017)	CP	1471	0	0	0	0.0%	0.0%
470603	Damage Analysis & Estimation (Active as of 2/2/2007)	CP	0316	0	0	0	0.0%	0.0%
470603	Collision Repair Technology (Active)	TC	4330	7	13	10	-23.1%	42.9%
470604	Automotive Service Technology (Active)	TC	4355	5	1	9	800.0%	80.0%
470605	Diesel Technology (Active)	TC	4460	21	13	13	0.0%	-38.1%

Three-Year Trend: Enrollment by Program

CIP Code	Program Name	Award	Degree Code	Spring 2023	Spring 2024	Spring 2025	1-YR Change	2-YR Change
470607	Aviation Maintenance Airframe (Active)	TC	0014	1	0	8	0.0%	700.0%
470608	Aviation Maintenance Powerplant (Active)	TC	4360	0	1	0	-100.0%	0.0%
470608	Aviation Maintenance (Active)	AAS	0240	47	49	49	0.0%	4.3%
470613	Diesel Technology (Active as of 2/2/2007)	CP	0321	0	3	0	-100.0%	0.0%
470699	Chassis & Brake Specialist (Active as of 4/23/2021)	CP	1041	0	0	0	0.0%	0.0%
470699	Climate Control & Driveability Specialist (Active as of 4/23/2021)	CP	1705	0	0	0	0.0%	0.0%
470699	Drivetrain Specialist (Active as of 4/23/2021)	CP	1715	0	0	0	0.0%	0.0%
480508	Welding (Active as of 5/1/1997)	CP	0336	0	0	0	0.0%	0.0%
480508	Welding Technology (Active)	TC	4900	32	47	43	-8.5%	34.4%
480510	Computer Numerical Control (Active as of 8/23/2021)	CP	0361	6	0	0	0.0%	-100.0%
490205	Tractor and Trailer Operation (Active as of 2/2/2007)	CP	4896	6	5	6	20.0%	0.0%
510000	Pre-Healthcare Studies (Active as of 2/1/2013)	CP	1510	0	0	0	0.0%	0.0%
510000	Pre-Healthcare Studies (Active as of 2/1/2013)	TC	2510	17	470	543	15.5%	3094.1%
510000	Allied Health - Dental Assisting	AAS	3106-D	22	17	9	-47.1%	-59.1%
510000	Allied Health - Histotechnology	AAS	3106-H	1	1	0	-100.0%	-100.0%
510000	Allied Health - Radiography	AAS	3106-R	23	19	14	-26.3%	-39.1%
510000	Allied Health - Surgical Technology	AAS	3106-U	1	1	0	-100.0%	-100.0%
510601	Dental Assisting (Active)	TC	4455	1	1	8	700.0%	700.0%
510707	Health Information Technology (Active as of 4/19/2019)	AAS	0675	20	27	23	-14.8%	15.0%

Three-Year Trend: Enrollment by Program

CIP Code	Program Name	Award	Degree Code	Spring 2023	Spring 2024	Spring 2025	1-YR Change	2-YR Change
510707	Health Information Technology (Active as of 4/28/2023)	CP	4741	0	1	0	-100.0%	0.0%
510710	Medical Office Technology (Active as of 4/19/2019)	CP	0131	1	0	0	0.0%	-100.0%
510710	Medical Office Technology (Active as of 2/1/2013)	TC	2517	15	7	13	85.7%	-13.3%
510803	Occupational Therapy Assistant (Active as of 10/1/1998)	AAS	0725	34	33	35	6.1%	2.9%
510904	Emergency Medical Technology (Active as of 4/19/2019)	CP	0186	11	0	15	0.0%	36.4%
510904	Emergency Medical Sciences - Paramedic (Active as of 4/20/2018)	TC	4520	1	16	41	156.3%	4000.0%
510904	Emergency Medical Science - Paramedic (Active as of 4/20/2018)	AAS	0470	18	3	4	33.3%	-77.8%
510908	Respiratory Therapy (Active as of 2/1/1999)	AAS	0815	17	19	13	-31.6%	-23.5%
510909	Surgical Technology (Active as of 4/19/2019)	AAS	0835	9	14	17	21.4%	88.9%
512603	Medication Assistant (Active as of 7/30/2021)	CP	0256	2	1	0	-100.0%	-100.0%
513901	Practical Nursing - Non-traditional Track (Active)	TC	4660-N	1	0	0	0.0%	-100.0%
513901	Practical Nursing - Traditional Track (Active)	TC	4660-T	33	36	41	13.9%	24.2%
513902	Nursing Assistant (Active as of 2/1/2008)	CP	0266	0	0	1	0.0%	0.0%
520101	Business (Active as of 4/30/2010)	AS	0308	249	272	255	-6.3%	2.4%
520201	Business - Accounting	AAS	0730-A	23	21	36	71.4%	56.5%
520201	Business - Entrepreneurship	AAS	0730-E	40	31	55	77.4%	37.5%
520201	Business - Insurance	AAS	0730-I	1	2	0	-100.0%	-100.0%
520201	Business - Office Supervision and Management	AAS	0730-S	17	17	28	64.7%	64.7%
520201	Business - Office Technology	AAS	0730-T	4	8	15	87.5%	275.0%

Three-Year Trend: Enrollment by Program

CIP Code	Program Name	Award	Degree Code	Spring 2023	Spring 2024	Spring 2025	1-YR Change	2-YR Change
520204	Office Supervision Management (Active as of 1/27/2017)	CP	4772	0	0	0	0.0%	0.0%
520204	Office Supervision Management (Active as of 1/27/2017)	TC	4773	1	2	3	50.0%	200.0%
520301	Accounting (Active as of 10/1/1993)	TC	4260	2	2	5	150.0%	150.0%
520302	Accounting Technology (Active as of 2/2/2007)	CP	0045	0	0	0	0.0%	0.0%
520408	Office Technology (Active as of 2/2/2007)	CP	4383	0	0	0	0.0%	0.0%
520408	Office Technology (Active as of 10/1/1993)	TC	4650	0	1	2	100.0%	0.0%
520701	Entrepreneurship (Active as of 5/1/2015)	CP	1520	0	0	0	0.0%	0.0%
520701	Entrepreneurship (Active as of 4/27/2012)	TC	2520	2	2	6	200.0%	200.0%
520901	Food Purchasing (Active as of 7/26/2013)	CP	1669	0	0	0	0.0%	0.0%
520901	Hospitality and Tourism (Active as of 7/26/2013)	CP	1667	0	0	0	0.0%	0.0%
520901	Hospitality Management (Active as of 5/1/2015)	TC	1665	0	1	2	100.0%	0.0%
520901	Hospitality Management (Active as of 2/1/2008)	AAS	3665	17	16	16	0.0%	-5.9%
521499	Digital Marketing (Active as of 7/30/2021)	TC	2955	7	6	12	100.0%	71.4%
521701	Insurance (Active as of 4/23/2021)	TC	2065	0	0	0	0.0%	0.0%
000000	Undeclared/Non-Degree Seeking		0010	439	473	392	-17.1%	-10.7%
000000	3D Program - General	CC	003D	17	19	0	-100.0%	-100.0%
000000	3D Program - Baking	CC	03DB	4	6	7	16.7%	75.0%
000000	3D Program - Culinary	CC	03DC	0	0	17	0.0%	0.0%
000000	3D Program - Hospitality	CC	03DH	0	0	1	0.0%	0.0%
Total Enrollment				4,364	3,917	4,325	10.4%	-0.9%

CC = Certificate of Completion
CP = Certificate of Proficiency
CGS = Certificate of General Studies
TC = Technical Certificate
AA = Associate of Arts
AAS = Associate of Applied Sciences
AGS = Associate of General Studies
AS = Associate of Science