




UNIVERSITY OF ARKANSAS  
PULASKI TECH

---

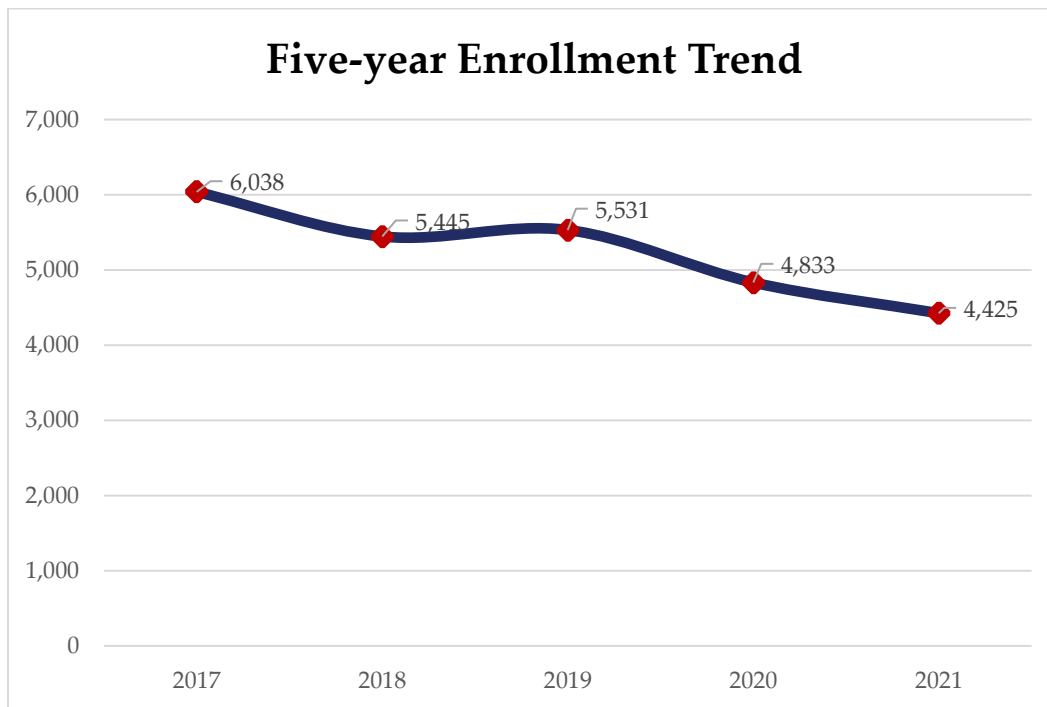
Fall 2021  
Enrollment Report

---



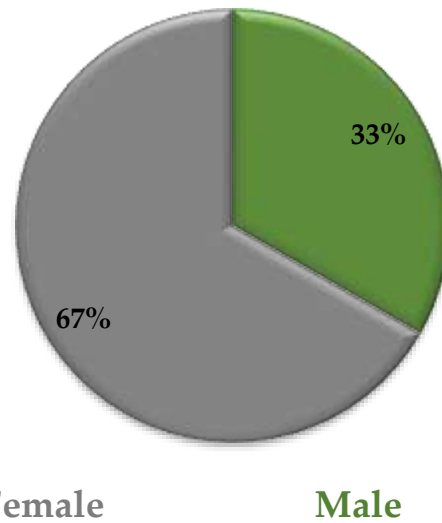
Credit Enrollment: 4,425  
Total Semester Credit Hours (SSCH): 46,159  
Full Time Equivalency (FTE): 3,077

Enrollment and SSCH Changes						
	2017	2018	2019	2020	2021	1-YR Change
Enrollment	6,038	5,445	5,531	4,833	4,425	-8.4%
FTE	3,777	3,591	3,894	3,319	3,077	-7.3%
SSCH	56,648	53,866	55,273	49,790	46,159	-7.3%



Enrollment by Gender											
Gender	2017	%	2018	%	2019	%	2020	%	2021	%	1-YR Change
Male	2,200	36%	1,929	35%	2,015	36%	1,653	34%	1,474	33%	-10.83%
Female	3,838	64%	3,516	65%	3,516	64%	3,180	66%	2,951	67%	-7.20%
Total	6,038	100%	5,445	100%	5,531	100%	4,833	100%	4,425	100%	-8.44%

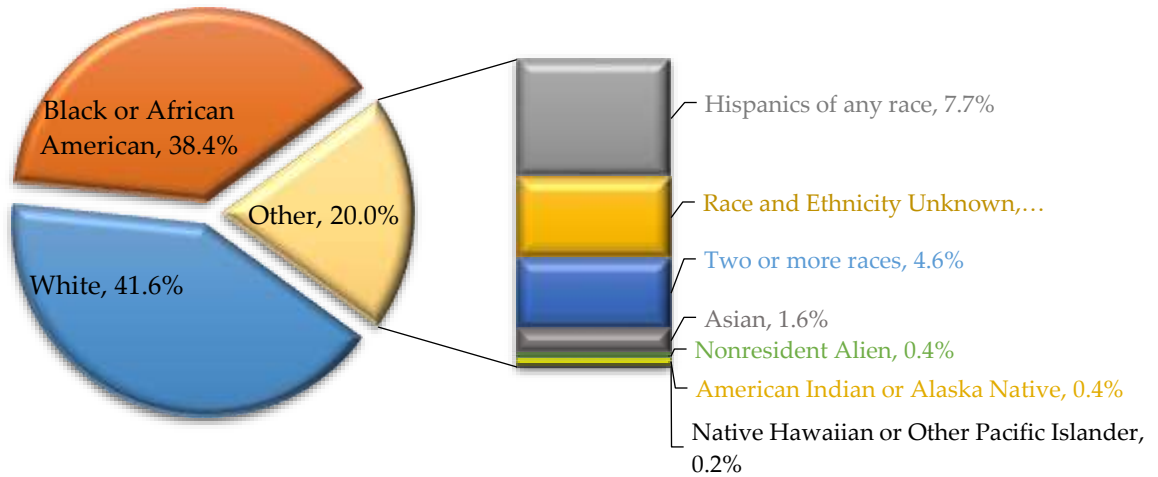
## Enrollment by Gender



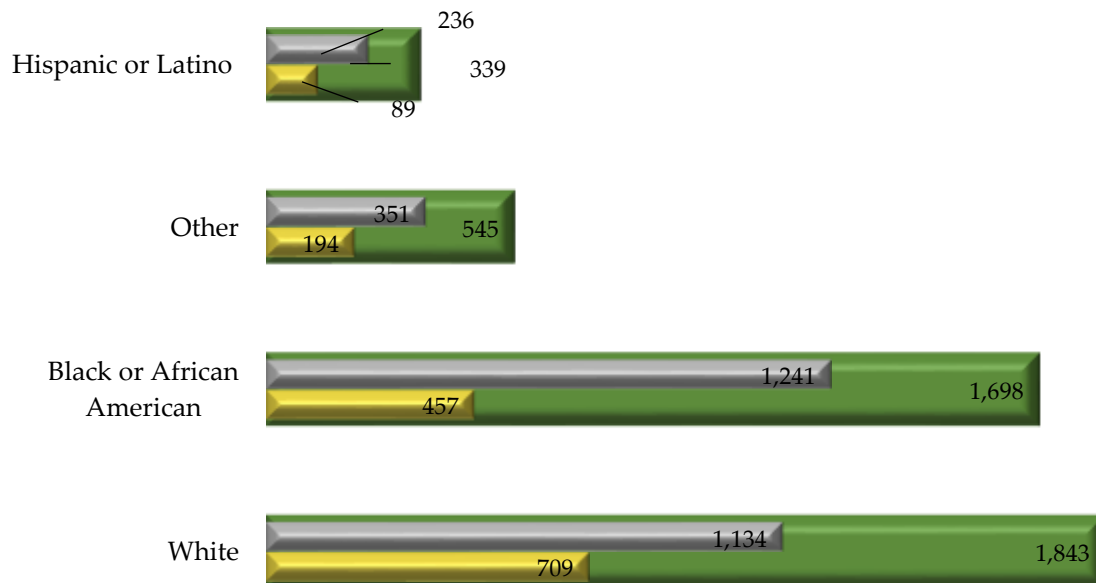
## Enrollment by Race & Ethnicity

Race/Ethnicity	2016	2017	2018	2019	2020	2021	1-YR Change	5-YR Change
Black	2,830	2,450	2,207	2,218	1,883	1,698	-9.8%	-40.0%
White	2,827	2,640	2,393	2,580	2,108	1,843	-12.6%	-34.8%
Hispanic or Latino	385	413	210	142	236	339	43.6%	-11.9%
Other	534	535	635	591	606	545	-10.1%	2.1%
<b>Total</b>	<b>6,576</b>	<b>6,038</b>	<b>5,445</b>	<b>5,531</b>	<b>4,833</b>	<b>4,425</b>	<b>-8.4%</b>	<b>-32.7%</b>

### Enrollment by Race & Ethnicity



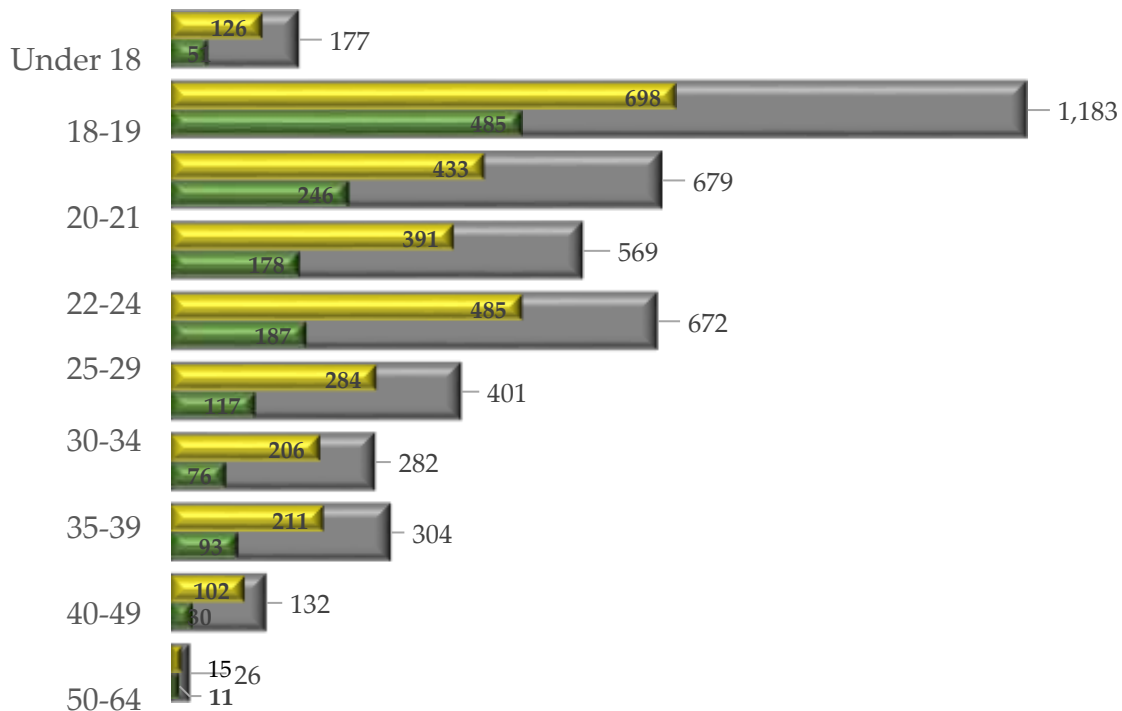
### Enrollment: Race & Ethnicity by Gender



## Average Age: 26

Enrollment by Age Range									
	Male			Female			Overall Total		
Age Range	2020	2021	1-YR Change	2020	2021	1-YR Change	2020	2021	1-YR Change
Under 18	120	51	-57.5%	201	126	-37.3%	321	177	-44.9%
18-19 years of age	498	485	-2.6%	706	698	-1.1%	1,204	1,183	-1.7%
20-21 years of age	272	246	-9.6%	412	433	5.1%	684	679	-0.7%
22-24 years of age	201	178	-11.4%	440	391	-11.1%	641	569	-11.2%
25-29 years of age	204	187	-8.3%	514	485	-5.6%	718	672	-6.4%
30-34 years of age	127	117	-7.9%	343	284	-17.2%	470	401	-14.7%
35-39 years of age	96	76	-20.8%	199	206	3.5%	295	282	-4.4%
40-49 years of age	84	93	10.7%	225	211	-6.2%	309	304	-1.6%
50-64 years of age	44	30	-31.8%	122	102	-16.4%	166	132	-20.5%
65 and over	7	11	57.1%	18	15	-16.7%	25	26	4.0%
<b>Total</b>	<b>1,653</b>	<b>1,474</b>	<b>-10.8%</b>	<b>3,180</b>	<b>2,951</b>	<b>-7.2%</b>	<b>4,833</b>	<b>4,425</b>	<b>-8.4%</b>

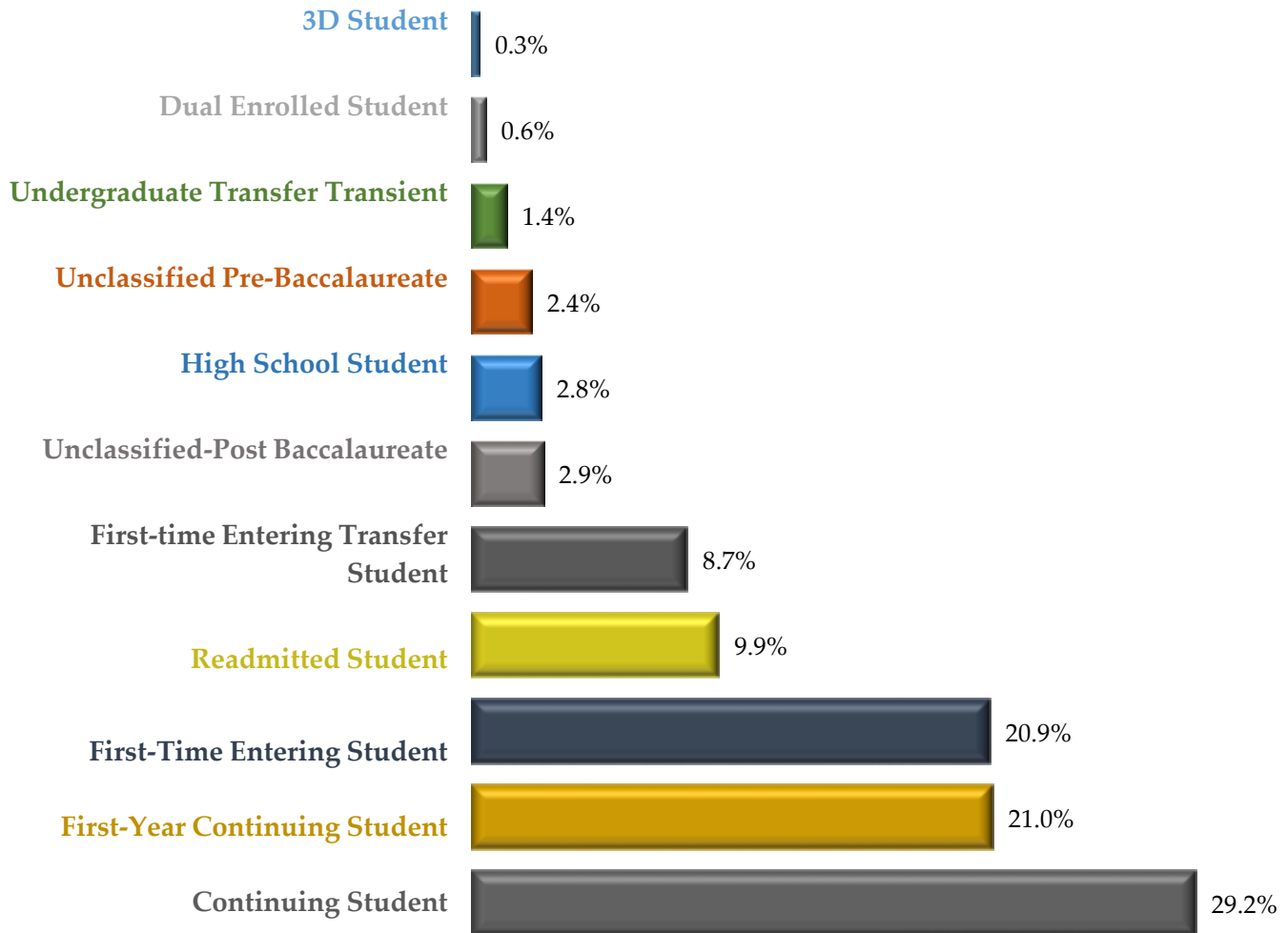
## Enrollment by Age



### 5 Year Trend: Enrollment Status Changes

Enroll Status	2017		2018		2019		2020		2021			
	Total	%	Total	%	Total	%	Total	%	Male	Female	Total	%
First-Time Entering	912	15%	840	15%	1,090	20%	940	19%	392	531	923	21%
First-Year Continuing	1,527	25%	961	18%	984	18%	1,489	31%	294	634	928	21%
First-Time Entering Transfer	555	9%	580	11%	504	9%	354	7%	125	259	384	9%
Continuing Student	1,999	33%	1,324	24%	1,260	23%	1,007	21%	389	901	1,290	29%
Readmitted Student	151	3%	914	17%	676	12%	388	8%	126	314	440	10%
Unclassified Pre-Baccalaureate	246	4%	42	1%	120	2%	155	3%	36	71	107	2%
Unclassified-Post Baccalaureate	92	2%	115	2%	150	3%	135	3%	43	85	128	3%
High School Student	409	7%	562	10%	609	11%	312	6%	35	89	124	3%
Undergraduate Transfer Transient	147	2%	107	2%	138	2%	53	1%	16	46	62	1%
Dual Enrolled Student									10	15	25	1%
3D Student									8	6	14	0%
<b>Totals</b>	<b>6,038</b>	<b>100%</b>	<b>5,445</b>	<b>100%</b>	<b>5,531</b>	<b>100%</b>	<b>4,833</b>	<b>100%</b>	<b>1,474</b>	<b>2,951</b>	<b>4,425</b>	<b>100%</b>

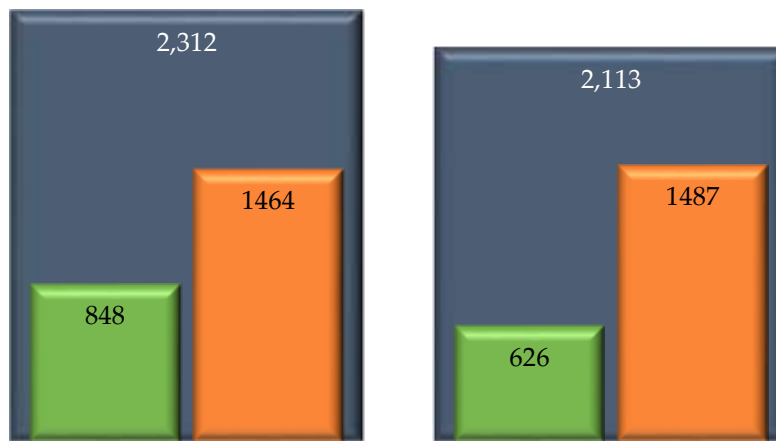
## Student Count by Enrollment Status



### Enrollment by Gender and Attendance Status Changes

Enrollment Status	Male						Female					
	2017	2018	2019	2020	2021	1-YR Change	2017	2018	2019	2020	2021	1-YR Change
Full-Time	1,044	996	1,048	908	848	-7%	1,457	1,516	1,563	1,537	1,464	-5%
Part-Time	1,156	933	967	745	626	-16%	2,381	2,000	1,953	1,643	1,487	-9%
<b>Totals</b>	<b>2,200</b>	<b>1,929</b>	<b>2,015</b>	<b>1,653</b>	<b>1,474</b>	<b>-11%</b>	<b>3,838</b>	<b>3,516</b>	<b>3,516</b>	<b>3,180</b>	<b>2,951</b>	<b>-7%</b>

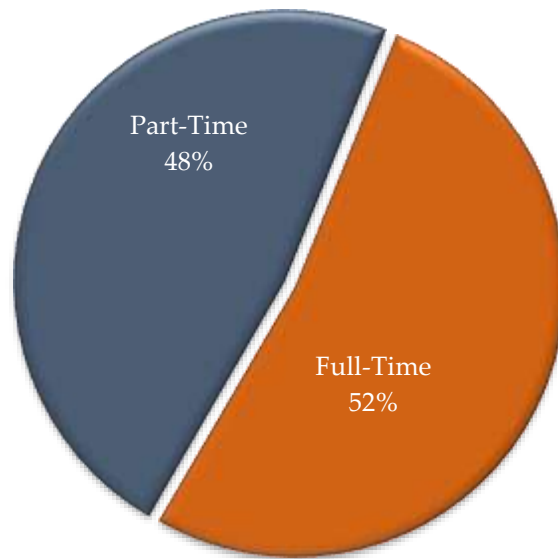
### Attendance Status by Gender




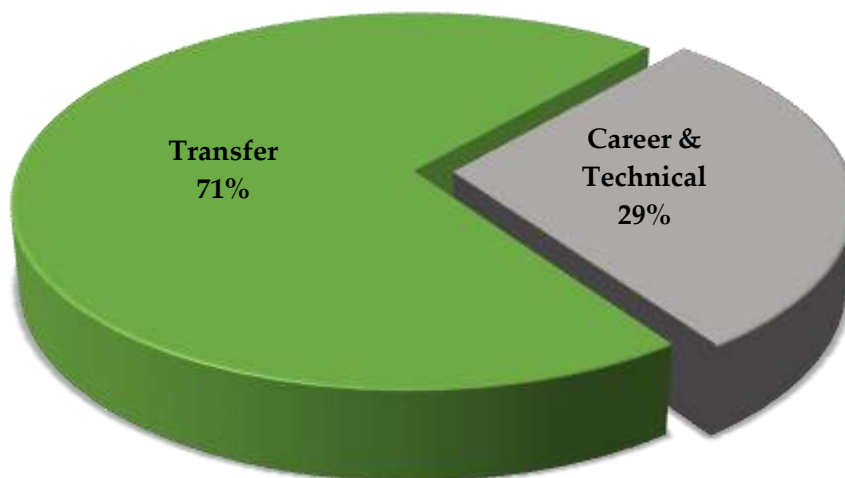
■ Total ■ Male ■ Female



### Attendance Status

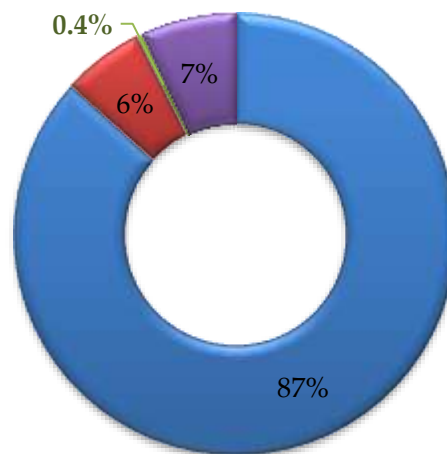


### Enrollment by Degree Type



Enrollment by Degree Level					
Degree Level	2020	%	2021	%	1-YR Change
Associate Degree	4,073	84%	3,836	87%	-6%
Technical Certificate	231	5%	263	6%	14%
Certificate of Proficiency	13	0.3%	17	0.4%	31%
Non-Degree	516	11%	309	7%	-40%
<b>Total</b>	<b>4,833</b>	<b>100%</b>	<b>4,425</b>	<b>100%</b>	<b>-8%</b>

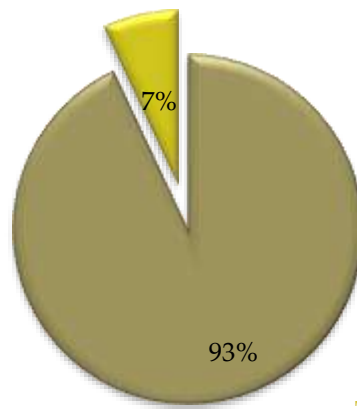
### Degree Level



Associate Degree  
**Technical Certificate**  
 Certificate of Proficiency  
 Non-Degree Seeking

Enrollment by Degree Intent								
Degree Intent	2020 Male	2020 Female	2020 Total	%	2021 Male	2021 Female	2021 Total	%
Total Degree-Seeking	1,458	2,859	4,317	89%	1,378	2,738	4,116	93%
Total Non-Degree Seeking	195	321	516	11%	96	213	309	7%
<b>Total</b>	<b>1,653</b>	<b>3,180</b>	<b>4,833</b>	<b>100%</b>	<b>1,474</b>	<b>2,951</b>	<b>4,425</b>	<b>100%</b>

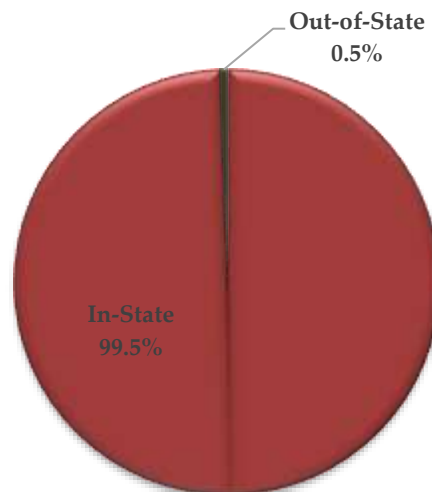
### Degree Intent



Total Degree Seeking  
Total Non-Degree Seeking

Enrollment by Residence Status	
State	Total
Arkansas	4,403
California	1
Iowa	1
Kansas	1
Louisiana	2
Minnesota	1
Mississippi	2
Missouri	1
North Carolina	2
Oklahoma	2
Pennsylvania	1
Tennessee	3
Texas	3
Vermont	1
Unknown	1
<b>Total</b>	<b>4,425</b>

### Enrollment by Residence Status



<b>Concurrent Enrollment</b>						
High School Code	High School Name	Fall 2017	Fall 2018	Fall 2019	Fall 2020	Fall 2021
101388	A Beka Acad DVD Homeschooler	0	0	0	0	1
41857	Abundant Life Schools	5	1	0	2	6
99999	Academics Plus Charter School	0	0	0	2	0
40257	Arkansas Christian Academy	0	0	0	0	2
40006	Arkansas Connections Academy	0	0	0	1	1
40035	Arkadelphia High School	1	0	0	0	0
41414	Arkansas Baptist High School	1	0	1	0	0
41868	Arkansas Virtual Academy	0	0	2	3	0
40125	Bauxite High School	10	7	20	3	0
40170	Benton High School	44	30	43	11	0
40310	Bryant High School	101	48	86	18	2
41859	Calvary Academy	22	7	29	34	20
41223	Central Arkansas Christian Sch	28	19	37	24	0
41422	Central High School	4	22	4	1	6
41412	eStem Charter High School	0	0	50	8	0
40935	Greenbrier High School	1	0	0	0	0
41423	Hall High School	8	16	14	14	0
40165	Harmony Grove High School	2	0	0	0	0
41060	Heber Springs High School	0	0	0	1	0
AR9999	High School in Arkansas	72	75	1	7	0
969999	Home School	3	7	24	19	6
41125	Hope High School	0	0	0	0	1
41429	J A Fair High School	31	18	10	1	0
41225	Jacksonville High School	3	25	58	16	0
41232	Jacksonville Lighthouse Academy	0	6	18	10	4
41430	Joe T Robinson High School	0	0	4	0	0
41485	John L McClellan High School	1	1	0	0	0
41486	Lisa Academy West High School	0	0	0	1	1
42268	Lisa Academy - North	0	0	0	0	10
41861	Maumelle High School	0	3	4	26	0
41595	Mayflower High School	13	6	10	4	4
41485	McClellan High School	0	0	0	2	0
40007	North Little Rock Center of Excellence	0	21	20	13	14
41862	New Life Christian Academy	0	0	0	3	0
41860	North Little Rock High School	42	93	84	67	38
41443	Parkview Fine Arts Magnet	7	4	0	1	7

High School Code	High School Name	Fall 2017	Fall 2018	Fall 2019	Fall 2020	Fall 2021
41444	Pulaski Academy	0	0	0	0	
40009	Quest Academy West Little Rock				1	1
42265	Sheridan High School				1	
41441	Southwest Christian Academy	10	13	14	13	14
41485	Southwest Little Rock High School				3	9
41872	Sylvan Hills High School			20	2	1
442322	Trinity High School					1
<b>Totals</b>		<b>409</b>	<b>422</b>	<b>553</b>	<b>312</b>	<b>149</b>

### Enrollment by Location

Site Location	2020 # of Sections	2021 # of Sections	1-YR Change	2020 Duplicated Enrollment	2021 Duplicated Enrollment	1-YR Change	2020 SSCH	2021 SSCH	1-YR Change
Aerospace Technology Center	13	16	23.1%	134	135	1%	789	779	-1%
Baptist Health Schools LR	17	7	-58.8%	230	112	-51%	480	304	-37%
Central Arkansas Christian Schools	1	0	-100.0%	25	0	-100%	75	0	-100%
Jacksonville High School	8	0	-100.0%	31	0	-100%	93	0	-100%
Jacksonville Lighthouse Charter School	1	1	0.0%	2	1	-50%	6	3	-50%
Lisa Academy - North	0	3	0.0%	0	12	0%	0	32	0%
Little Rock South	251	206	-17.9%	3,009	2,374	-21%	8,870	7,172	-19%
Main Campus	461	354	-23.2%	6,654	4,911	-26%	18,395	13,476	-27%
Mayflower High School	0	1	0.0%	0	4	0%	12	12	0%
NLR Center of Excellence	0	1	0.0%	0	9	0%	0	27	0%
North Little Rock High School	3	2	-33.3%	73	44	-40%	219	132	-40%
Online	358	465	29.9%	6,978	8,876	27%	20,583	23,942	16%
Southwest Little Rock High School	1	1	0.0%	10	7	-30%	30	21	-30%
St. Vincent Infirmary	14	14	0.0%	108	120	11%	238	220	-8%
The Excel Center	0	3	0.0%	0	12	0%	0	39	0%
<b>TOTAL</b>	<b>1,128</b>	<b>1,074</b>	<b>-4.8%</b>	<b>17,254</b>	<b>16,617</b>	<b>-4%</b>	<b>49,790</b>	<b>46,159</b>	<b>-7%</b>

### Five Year Trend: Enrollment by Degree Intent

CIP Code	Program Name	Award	Degree Code	Fall 2017	Fall 2018	Fall 2019	Fall 2020	Fall 2021	1-YR Change	5-YR Change
<i>School of Fine Arts, Humanities, and Social Sciences</i>										
131206	Education (Active as of 1/30/2015)	AS	3540	190	190	117	137	135	-1.5%	-28.9%
131206	Teaching (Inactive)	AAT	1005	0	0	0	0	0	0.0%	0.0%
190706	Early Childhood Development (Active as of 5/1/1997)	AAS	0310	80	64	45	49	34	-30.6%	-57.5%
190706	Early Childhood Development (Active as of 7/1/1995)	TC	4495	5	0	0	0	0	0.0%	-100.0%
190706	Early Childhood Development (Active as of 7/1/1995)	CP	4919	0	0	0	0	0	0.0%	0.0%
240101	Liberal Arts & Sciences (Active as of 2/1/2002)	AS	1090	1,615	1,830	2,121	2,255	2,306	2.3%	42.8%
240101	General Education (Active as of 4/1/1994)	AA	0050	1,234	675	542	167	71	-57.5%	-94.2%
240101	General Studies (Active as of 2/3/2006)	CGS	0910	0	0	1	1	1	0.0%	0.0%
240102	General Studies (Active as of 4/27/2007)	AGS	0900	2	6	4	7	9	28.6%	350.0%
<b>Totals</b>				<b>3,126</b>	<b>2,765</b>	<b>2,830</b>	<b>2,616</b>	<b>2,556</b>	<b>-2.3%</b>	<b>-18.2%</b>
<i>School of Science, Mathematics, and Allied Health</i>										
510000	Allied Health (Active as of 1/29/2010)	AAS	3106	13	13	33	0	16	0.0%	23.1%
510000	Pre-Healthcare Studies (Active as of 2/1/2013)	TC	2510	125	128	27	12	31	158.3%	-75.2%
510000	Pre-Healthcare Studies (Active as of 2/1/2013)	CP	1510	0	4	0	0	0	0.0%	0.0%
510601	Dental Assisting	TC	4455	25	15	1	1	19	1800.0%	-24.0%
510707	Health Information Technology (Active as of 4/19/2019)	AAS	0675	0	0	55	69	40	-42.0%	0.0%
510708	Medical Transcription (Inactive)	TC	4730	0	0	0	0	0	0.0%	0.0%
510803	Occupational Therapy Assistant (Active as of 10/1/1998)	AAS	0725	36	36	36	35	32	-8.6%	-11.1%
510904	Emergency Medical Science - Paramedic (Active as of 4/20/2018)	AS	0470	0	0	29	22	15	-31.8%	0.0%

510904	Emergency Medical Sciences - Paramedic (Active as of 4/20/2018)	TC	4520	0	0	0	0	0	0.0%	0.0%
510904	Emergency Medical Technology (Active as of 4/19/2019)	CP	0186	0	0	3	2	3	50.0%	0.0%
510908	Respiratory Therapy (Active as of 2/1/1999)	AAS	0815	17	16	8	22	20	-9.1%	17.6%
510909	Surgical Technology (Active as of 4/19/2019)	AAS	0835	0	0	23	18	19	5.6%	0.0%
513901	Practical Nursing	TC	4660	38	38	48	65	64	-1.5%	68.4%
513902	Nursing Assistant (Active as of 2/1/2008)	CP	0266	0	0	0	0	0	0.0%	0.0%
<b>Totals</b>				<b>254</b>	<b>250</b>	<b>263</b>	<b>246</b>	<b>259</b>	<b>5.3%</b>	<b>2.0%</b>
<b>School of Technical and Professional Studies Business and Information Technology</b>										
090702	Digital Media Production (Active as of 7/27/2012)	AAS	3395	72	69	81	70	61	-12.9%	-15.3%
090702	Digital Media Production (Active as of 7/27/2012)	TC	2395	1	0	2	0	2	0.0%	100.0%
090702	Digital Media Production (Active as of 4/19/2019)	CP	5395	0	0	0	0	0	0.0%	0.0%
110101	Computer Information Systems (Active as of 10/1/1994)	AAS	0320	128	116	117	135	108	-20.0%	-15.6%
110101	Computer Information Systems (Active as of 10/1/1994)	TC	4380	15	2	3	4	0	-100.0%	-100.0%
110101	Computer Information Systems (Active as of 7/29/2005)	CP	0018	0	0	0	0	0	0.0%	0.0%
111003	Cybersecurity (Active as of 1/25/2019)	TC	1113	0	0	1	1	0	-100.0%	0.0%
111003	Cybersecurity (Active as of 1/25/2019)	CP	0125	0	0	0	0	0	0.0%	0.0%
150000	Technology & Engineering (Active as of 5/1/2015)	AS	3487	141	138	123	134	127	-5.2%	-9.9%
220301	Legal Secretarial (Active as of 4/1/1996)	TC	4705	3	1	0	2	0	-100.0%	-100.0%
220302	Paralegal Technology (Active as of 5/1/1997)	AAS	0610	41	29	35	28	30	7.1%	-26.8%
220302	Paralegal Technology (Active as of 1/27/2017)	TC	0612	0	2	0	0	1	0.0%	0.0%
220302	Paralegal Technology (Active as of 1/27/2017)	CP	0611	0	0	0	1	1	0.0%	0.0%
510710	Medical Office Technology (Active as of 2/1/2013)	TC	2517	44	37	32	27	26	-3.7%	-40.9%



510710	Medical Office Technology (Active as of 4/19/2019)	CP	0131	0	0	0	0	0	0.0%	0.0%
520101	Business (Active as of 4/30/2010)	AS	0308	465	391	341	343	290	-15.5%	-37.6%
520201	Business (Active as of 10/1/1993)	AAS	0730	186	149	124	107	81	-24.3%	-56.5%
520204	Office Supervision Management (Active as of 1/27/2017)	TC	4773	0	0	4	1	0	-100.0%	0.0%
520204	Office Supervision Management (Active as of 1/27/2017)	CP	4772	0	0	0	0	0	0.0%	0.0%
520301	Accounting (Active as of 10/1/1993)	TC	4260	14	6	2	1	3	200.0%	-78.6%
520302	Accounting Technology (Active as of 2/2/2007)	CP	0045	1	0	0	0	0	0.0%	-100.0%
520408	Office Technology (Active as of 10/1/1993)	TC	4650	3	0	3	2	4	100.0%	33.3%
520408	Office Technology (Active as of 2/2/2007)	CP	4383	0	0	0	0	0	0.0%	0.0%
520701	Entrepreneurship (Active as of 4/27/2012)	TC	2520	1	2	0	1	2	100.0%	100.0%
520701	Entrepreneurship (Active as of 5/1/2015)	CP	1520	0	0	1	0	0	0.0%	0.0%
<b>Totals</b>				<b>1,115</b>	<b>942</b>	<b>869</b>	<b>857</b>	<b>736</b>	<b>-14.1%</b>	<b>-34.0%</b>
<b>School of Technical and Professional Studies Culinary Arts and Hospitality</b>										
120501	Baking and Pastry Arts (Active as of 2/4/2011)	AAS	5585	62	59	54	46	45	-2.2%	-27.4%
120501	Baking and Pastry (Active as of 10/27/2006)	TC	4585	3	0	0	0	1	0.0%	-66.7%
120501	Basic Baking (Active as of 7/26/2013)	CP	1120	0	0	0	0	0	0.0%	0.0%
120501	Basic Pastry (Active as of 7/26/2013)	CP	1585	0	0	0	0	0	0.0%	0.0%
120501	Cake Decorating (Active as of 7/26/2013)	CP	1586	1	1	0	0	0	0.0%	-100.0%
120502	Hospitality and Bar Operations (Active as of 4/19/2019)	CP	0502	0	0	0	0	0	0.0%	0.0%
120503	Culinary Arts (Active as of 10/27/2006)	AAS	4590	181	160	154	111	119	7.2%	-34.3%
120503	Culinary Arts (Active as of 10/27/2006)	TC	4580	5	0	0	0	0	0.0%	-100.0%
120503	Dietary Management (Active as of 4/19/2019)	TC	4586	0	0	2	4	3	-25.0%	0.0%

120503	Basic Food Preparation (Active as of 7/26/2013)	CP	4581	0	0	0	0	0	0.0%	0.0%
120503	Dietary Management (Active as of 4/19/2019)	CP	4582	0	0	0	0	0	0.0%	0.0%
120504	Restaurant Operations (Active as of 7/26/2013)	CP	1668	0	0	0	0	0	0.0%	0.0%
120599	Wine and Spirits Studies (Inactive)	TC	2836	1	0	0	0	0	0.0%	-100.0%
520901	Hospitality Management (Active as of 2/1/2008)	AAS	3665	36	28	23	21	16	-23.8%	-55.6%
520901	Hospitality Management (Active as of 5/1/2015)	TC	1665	0	0	1	0	0	0.0%	0.0%
520901	Resort Management (Active as of 4/24/2020)	TC	2050				0	0	0.0%	0.0%
520901	Resort Management (Active as of 4/24/2020)	CP	0665				0	0	0.0%	0.0%
520901	Hospitality and Tourism (Active as of 7/26/2013)	CP	1667	0	0	0	0	0	0.0%	0.0%
520901	Food Purchasing (Active as of 7/26/2013)	CP	1669	0	0	0	0	1	0.0%	0.0%
<b>Totals</b>				<b>289</b>	<b>248</b>	<b>234</b>	<b>182</b>	<b>185</b>	<b>1.6%</b>	<b>-36.0%</b>
<b>School of Technical and Professional Studies</b>										
<b>Technical Sciences</b>										
120401	Cosmetology (Active as of 4/30/2004)	TC	4420	3	2	0	0	1	0.0%	-66.7%
120401	Hair Care (Active as of 4/24/2020)	CP	3420				0	0	0.0%	0.0%
120410	Nail Technology (Active as of 11/4/2005)	TC	4315	1	0	0	1	1	0.0%	0.0%
120410	Nail Care & Skin Care (Active as of 4/24/2020)	CP	1385				0	0	0.0%	0.0%
120413	Cosmetology Instruction (Active as of 11/4/2005)	TC	4421	0	0	0	1	1	0.0%	0.0%
150507	Environmental & Safety Technology (Inactive)	AAS	0475	0	0	0	0	0	0.0%	0.0%
150612	Industrial Technology (Inactive)	AAS	0585	12	0	0	0	0	0.0%	-100.0%
150613	Automated Manufacturing Systems Technology (Active as of 1/27/2017)	AAS	0635	0	8	14	8	6	-25.0%	0.0%
150613	Automated Manufacturing Systems Technology (Active as of 1/27/2017)	TC	0634	0	2	1	0	1	0.0%	0.0%

151001	Construction Management Technology (Active as of 4/25/2003)	AAS	0271	34	19	16	21	17	-19.0%	-50.0%
151001	Construction Management (Active as of 1/27/2017)	TC	0273	0	0	2	2	0	-100.0%	0.0%
151001	Construction Management (Active as of 1/27/2017)	CP	0272	1	0	0	0	0	0.0%	-100.0%
151202	Applied Electronics Technology (Active as of 7/1/1993)	AAS	0350	13	14	13	11	9	-18.2%	-30.8%
151202	Applied Electronics (Active as of 7/28/2017)	TC	0352	0	0	0	0	2	0.0%	0.0%
151202	Applied Electronics (Active as of 7/28/2017)	CP	0351	0	0	0	0	0	0.0%	0.0%
151301	Drafting & Design Technology (Active as of 4/1/1995)	AAS	0397	28	17	20	19	16	-15.8%	-42.9%
151301	Drafting & Design Technology (Active as of 4/1/1995)	TC	4490	2	1	1	2	1	-50.0%	-50.0%
151301	Drafting & Design (Active as of 4/22/2016)	CP	1153	0	0	0	0	0	0.0%	0.0%
299999	Military Technologies (Active as of 8/3/2007)	AAS	3456	2	1	1	1	0	-100.0%	-100.0%
309999	General Technology (Active as of 4/1/1995)	AAS	0517	51	109	160	144	121	-16.0%	137.3%
430103	Law Enforcement Administration (Inactive)	AAS	0391	1	0	0	0	0	0.0%	-100.0%
469999	Construction Technology (Inactive)	TC	4595	2	0	0	0	0	0.0%	-100.0%
470201	Heating, Ventilation, Air Conditioning, & Refrigeration (Active as of 5/1/1997)	AAS	0525	38	42	50	34	44	29.4%	15.8%
470201	Heating, Ventilation, Air Conditioning, & Refrigeration	TC	4310	18	7	6	2	6	200.0%	-66.7%
470201	Heating, Ventilation, Air Conditioning, & Refrigeration (Active as of 7/28/2017)	CP	0115	0	0	1	0	1	0.0%	0.0%
470399	Industrial Equipment Technology (Inactive)	TC	4634	3	0	0	0	0	0.0%	-100.0%
470603	Collision Repair Technology	TC	4330	12	12	9	8	5	-37.5%	-58.3%
470603	Auto Painting (Active as of 1/27/2017)	CP	1470	0	0	0	1	0	-100.0%	0.0%
470603	Auto Body and Frame Alignment (Active as of 1/27/2017)	CP	1471	0	0	0	0	0	0.0%	0.0%
470603	Damage Analysis and Estimation (Active as of 2/2/2007)	CP	0316	0	0	0	0	0	0.0%	0.0%
470604	Automotive Service Technology	TC	4355	36	18	5	6	5	-16.7%	-86.1%

470605	Diesel Technology	TC	4460	21	20	19	28	24	-14.3%	14.3%
470605	Power Sports & Equipment Technology	TC	4870	11	7	1	0	0	0.0%	-100.0%
470606	Power Equipment Technology (Active as of 4/22/2016)	CP	4871	0	1	0	0	0	0.0%	0.0%
470607	Aviation Maintenance Airframe	TC	0014	2	0	0	0	0	0.0%	-100.0%
470608	Aviation Maintenance	AAS	0240	42	50	58	59	50	-15.3%	19.0%
470608	Aviation Maintenance Powerplant	TC	4360	2	0	0	1	0	-100.0%	-100.0%
470611	Power Sports Technology (Active as of 4/22/2016)	CP	4872	1	0	0	0	0	0.0%	-100.0%
470613	Tractor and Trailer Servicing (Active as of 2/2/2007)	CP	0321	0	0	0	0	0	0.0%	0.0%
470614	Alternative Fuels (Active as of 2/2/2007)	CP	4469	0	0	0	0	0	0.0%	0.0%
470699	Tire Center Operator (Active as of 2/2/2007)	CP	0331	1	0	0	0	0	0.0%	-100.0%
480501	Machine Shop	TC	4680	7	11	10	8	7	-12.5%	0.0%
480501	Machine Tool Technology (Active as of 7/28/2017)	CP	4681	0	0	0	0	0	0.0%	0.0%
480508	Welding Technology	TC	4900	47	44	38	50	52	4.0%	10.6%
480508	Welding Technology (Active as of 5/1/1997)	CP	0336	2	0	0	0	0	0.0%	-100.0%
490102	Aviation (Inactive)	AS	2090	0	0	0	0	0	0.0%	0.0%
490205	Tractor and Trailer Operation (Active as of 2/2/2007)	CP	4896	10	9	8	9	11	22.2%	10.0%
<b>Totals</b>				<b>403</b>	<b>394</b>	<b>433</b>	<b>416</b>	<b>381</b>	<b>-8.4%</b>	<b>-5.5%</b>
	Undeclared		0010	851	846	902	495	289	-41.6%	-66.0%
	3D Program	CTP	003D	20	15	20	21	20	-4.8%	0.0%
<b>Overall Totals</b>				<b>6,058</b>	<b>5,460</b>	<b>5,551</b>	<b>4,833</b>	<b>4,426</b>	<b>-8.4%</b>	<b>-26.9%</b>

### Five Year Trend: Completion by Award

CIP Code	Program Name	Award	Degree Code	2016-2017	2017-2018	2018-2019	2019-2020	2020-2021	1-YR Change	5-YR Change
<i>School of Fine Arts, Humanities, and Social Sciences</i>										
131206	Education (Active as of 1/30/2015)	AS	3540	19	24	28	26	22	-15.4%	15.8%
190706	Early Childhood Development (Active as of 5/1/1997)	AAS	0310	13	12	11	9	9	0.0%	-30.8%
190706	Early Childhood Development (Active as of 7/1/1995)	TC	4495	9	2	9	6	12	100.0%	33.3%
190706	Early Childhood Development (Active as of 7/1/1995)	CP	4919	20	7	2	9	14	55.6%	-30.0%
240101	Liberal Arts & Sciences (Active as of 2/1/2002)	AS	1090	380	309	341	325	358	10.2%	-5.8%
<b>Totals</b>				<b>441</b>	<b>354</b>	<b>391</b>	<b>375</b>	<b>415</b>	<b>10.7%</b>	<b>-5.9%</b>
<i>School of Science, Mathematics, and Allied Health</i>										
510000	Allied Health (Active as of 1/29/2010)	AAS	3106	17	15	31	17	13	-23.5%	-23.5%
510000	Pre-Healthcare Studies (Active as of 2/1/2013)	TC	2510	114	51	18	23	44	91.3%	-61.4%
510000	Pre-Healthcare Studies (Active as of 2/1/2013)	CP	1510	72	68	10	19	28	47.4%	-61.1%
510601	Dental Assisting	TC	4455	21	20	13	16	12	-25.0%	-42.9%
510707	Health Information Technology (Active as of 4/19/2019)	AAS	0675	0	0	0	11	27	145.5%	0.0%
510803	Occupational Therapy Assistant (Active as of 10/1/1998)	AAS	0725	16	17	18	7	25	257.1%	56.3%
510904	Emergency Medical Science - Paramedic (Active as of 4/20/2018)	AS	0470	0	0	0	2	3	50.0%	0.0%
510904	Emergency Medical Sciences - Paramedic (Active as of 4/20/2018)	TC	4520	0	0	0	2	21	950.0%	0.0%
510904	Emergency Medical Technology (Active as of 4/19/2019)	CP	0186					38	0.0%	0.0%
510908	Respiratory Therapy (Active as of 2/1/1999)	AAS	0815	6	10	13	10	18	80.0%	200.0%
510909	Surgical Technology (Active as of 4/19/2019)	AAS	0835	0	0	0	6	28	366.7%	0.0%
513901	Practical Nursing	TC	4660	0	0	13	9	25	177.8%	0.0%
<b>Totals</b>				<b>246</b>	<b>181</b>	<b>116</b>	<b>122</b>	<b>282</b>	<b>131.1%</b>	<b>14.6%</b>

*School of Technical and Professional Studies  
Division of Business and Information Technology*

015000	Technology & Engineering (Active as of 5/1/2015)	AS	3487	3	8	17	5	13	160.0%	333.3%
090702	Digital Media Production (Active as of 7/27/2012)	AAS	3395	15	12	8	9	7	-22.2%	-53.3%
090702	Digital Media Production (Active as of 7/27/2012)	TC	2395	10	5	5	12	8	-33.3%	-20.0%
090702	Digital Media Production (Active as of 4/19/2019)	CP	5395	0	0	0	12	7	-41.7%	0.0%
110101	Computer Information Systems (Active as of 10/1/1994)	AAS	0320	23	18	0	10	19	90.0%	-17.4%
110101	Computer Information Systems (Inactive)	AC	1240	1	0	0	0	0	0.0%	-100.0%
110101	Computer Information Systems (Active as of 10/1/1994)	TC	4380	21	4	3	1	6	500.0%	-71.4%
110101	Computer Information Systems (Active as of 7/29/2005)	CP	0018	38	6	26	12	22	83.3%	-42.1%
111003	Cybersecurity (Active as of 1/25/2019)	TC	1113	0	0	0	0	1	0.0%	0.0%
111003	Cybersecurity (Active as of 1/25/2019)	CP	0125	0	0	0	1	4	300.0%	0.0%
220301	Legal Secretarial (Active as of 4/1/1996)	TC	4705	1	1	0	0	0	0.0%	-100.0%
220302	Paralegal Technology (Active as of 5/1/1997)	AAS	0610	3	10	7	8	9	12.5%	200.0%
220302	Paralegal Technology (Active as of 1/27/2017)	TC	0612	0	7	5	8	9	12.5%	0.0%
220302	Paralegal Technology (Active as of 1/27/2017)	CP	0611	0	12	9	4	12	200.0%	0.0%
510710	Medical Office Technology (Active as of 2/1/2013)	TC	2517	18	13	8	2	11	450.0%	-38.9%
510710	Medical Office Technology (Active as of 4/19/2019)	CP	0131	0	0	0	3	12	300.0%	0.0%
520101	Business (Active as of 4/30/2010)	AS	0308	52	64	69	50	67	34.0%	28.8%
520201	Business (Active as of 10/1/1993)	AAS	0730	27	28	18	13	22	69.2%	-18.5%
520204	Office Supervision Management (Active as of 1/27/2017)	TC	4773	0	5	4	4	9	125.0%	0.0%
520204	Office Supervision Management (Active as of 1/27/2017)	CP	4772	0	12	6	4	11	175.0%	0.0%
520301	Accounting (Active as of 10/1/1993)	TC	4260	16	12	6	4	8	100.0%	-50.0%

520302	Accounting Technology (Active as of 2/2/2007)	CP	0045	31	14	6	4	7	75.0%	-77.4%
520408	Office Technology (Active as of 10/1/1993)	TC	4650	6	4	0	4	3	-25.0%	-50.0%
520408	Office Technology (Active as of 2/2/2007)	CP	4383	12	7	3	4	3	-25.0%	-75.0%
520701	Entrepreneurship (Active as of 4/27/2012)	TC	2520	4	2	4	5	4	-20.0%	0.0%
520701	Entrepreneurship (Active as of 5/1/2015)	CP	1520	8	10	4	9	5	-44.4%	-37.5%
<b>Totals</b>				<b>289</b>	<b>254</b>	<b>208</b>	<b>188</b>	<b>279</b>	<b>48.4%</b>	<b>-3.5%</b>
<b>School of Technical and Professional Studies Division of Culinary Arts and Hospitality</b>										
120501	Basic Baking (Active as of 7/26/2013)	CP	1120	19	11	18	26	13	-50.0%	-31.6%
120501	Basic Pastry (Active as of 7/26/2013)	CP	1585	14	9	18	22	12	-45.5%	-14.3%
120501	Cake Decorating (Active as of 7/26/2013)	CP	1586	13	8	12	20	13	-35.0%	0.0%
120501	Baking and Pastry (Active as of 10/27/2006)	TC	4585	18	6	20	16	12	-25.0%	-33.3%
120501	Baking and Pastry Arts (Active as of 2/4/2011)	AAS	5585	13	8	0	15	8	-46.7%	-38.5%
120502	Hospitality and Bar Operations (Active as of 4/19/2019)	CP	0502	0	0	0	12	5	-58.3%	0.0%
120503	Culinary Arts (Active as of 10/27/2006)	TC	4580	19	13	76	38	26	-31.6%	36.8%
120503	Basic Food Preparation (Active as of 7/26/2013)	CP	4581	41	20	84	42	29	-31.0%	-29.3%
120503	Dietary Management (Active as of 4/19/2019)	CP	4582	0	0	0	0	11	0.0%	0.0%
120503	Dietary Management (Active as of 4/19/2019)	TC	4586	0	0	0	0	5	0.0%	0.0%
120503	Culinary Arts (Active as of 10/27/2006)	AAS	4590	26	21	39	36	21	-41.7%	-19.2%
120599	Wine and Spirits Studies (Inactive)	TC	2836	0	2	0	0	0	0.0%	0.0%
120599	Professional Studies of Spirits & Mixology (Active as of 7/26/2013)	CP	1836	0	0	0	1	0	-100.0%	0.0%
120599	Wine & Spirit Studies (Active as of 7/26/2013)	CP	1837	0	1	0	5	0	-100.0%	0.0%
120504	Hospitality Management (Active as of 5/1/2015)	TC	1665	5	1	8	11	7	-36.4%	40.0%

520901	Hospitality and Tourism (Active as of 7/26/2013)	CP	1667	2	0	9	12	12	0.0%	500.0%
520901	Resort Management (Active as of 4/24/2020)	TC	2050				0	0	0.0%	0.0%
520901	Resort Management (Active as of 4/24/2020)	CP	0665				0	0	0.0%	0.0%
120504	Restaurant Operations (Active as of 7/26/2013)	CP	1668	4	5	8	11	8	-27.3%	100.0%
520901	Food Purchasing (Active as of 7/26/2013)	CP	1669	8	8	18	19	12	-36.8%	50.0%
520901	Hospitality Management (Active as of 2/1/2008)	AAS	3665	9	3	8	8	8	0.0%	-11.1%
<b>Totals</b>				<b>191</b>	<b>116</b>	<b>318</b>	<b>294</b>	<b>202</b>	<b>-31.3%</b>	<b>5.8%</b>
<b>School of Technical and Professional Studies Division of Technical Sciences</b>										
120401	Cosmetology (Active as of 4/30/2004)	TC	4420	1	13	4	5	3	-40.0%	200.0%
120401	Hair Care (Active as of 4/24/2020)	CP	3420				0	28	0.0%	0.0%
120410	Nail Care & Skin Care (Active as of 4/24/2020)	CP	1385				0	41	0.0%	0.0%
120410	Nail Technology (Active as of 11/4/2005)	TC	4315	2	12	2	0	7	0.0%	250.0%
120413	Cosmetology Instruction (Active as of 11/4/2005)	TC	4421	0	0	1	2	2	0.0%	0.0%
150507	Environmental & Safety Technology (Inactive)	AAS	0475	0	0	0	0	0	0.0%	0.0%
150612	Industrial Technology (Inactive)	AAS	0585	1	0	0	0	0	0.0%	-100.0%
150613	Automated Manufacturing Systems Technology (Active as of 1/27/2017)	AAS	0635	0	2	1	1	2	100.0%	0.0%
150613	Automated Manufacturing Systems Technology (Active as of 1/27/2017)	TC	0634	0	3	0	1	2	100.0%	0.0%
150613	Manufacturing Systems (Active as of 1/27/2017)	CP	0630	0	0	0	2	1	-50.0%	0.0%
150613	Mechanical Systems (Active as of 1/27/2017)	CP	4311	0	0	0	0	0	0.0%	0.0%
150613	Electrical Systems (Active as of 1/27/2017)	CP	4501	0	0	0	1	2	100.0%	0.0%
150613	Automated Processes (Active as of 1/27/2017)	CP	4771	0	3	0	1	0	-100.0%	0.0%
151001	Construction Management Technology (Active as of 4/25/2003)	AAS	0271	3	1	1	2	2	0.0%	-33.3%



151001	Construction Management (Active as of 1/27/2017)	TC	0273	0	0	0	2	2	0.0%	0.0%
151001	Construction Management (Active as of 1/27/2017)	CP	0272	0	0	0	2	3	50.0%	0.0%
151202	Applied Electronics Technology (Active as of 7/1/1993)	AAS	0350	0	4	1	1	3	200.0%	0.0%
151202	Applied Electronics (Active as of 7/28/2017)	TC	0352	0	2	0	1	3	200.0%	0.0%
151202	Applied Electronics (Active as of 7/28/2017)	CP	0351	0	4	4	2	2	0.0%	0.0%
151301	Drafting & Design Technology (Active as of 4/1/1995)	AAS	0397	8	4	6	7	2	-71.4%	-75.0%
151301	Drafting & Design Technology (Active as of 4/1/1995)	TC	4490	5	0	6	7	3	-57.1%	-40.0%
151301	Drafting & Design (Active as of 4/22/2016)	CP	1153	14	7	6	5	6	20.0%	-57.1%
299999	Military Technologies (Active as of 8/3/2007)	AAS	3456	4	3	2	3	3	0.0%	-25.0%
309999	General Technology (Active as of 4/1/1995)	AAS	0517	9	11	10	17	22	29.4%	144.4%
430103	Law Enforcement Administration (Inactive)	AAS	0391	0	0	0	0	0	0.0%	0.0%
430103	Law Enforcement Administration (Inactive)	CP	0388	0	0	0	0	0	0.0%	0.0%
470201	Heating, Ventilation, Air Conditioning, & Refrigeration (Active as of 5/1/1997)	AAS	0525	5	1	3	7	0	-100.0%	-100.0%
470201	Heating, Ventilation, Air Conditioning, & Refrigeration	TC	4310	2	6	3	10	1	-90.0%	-50.0%
470201	Heating, Ventilation, Air Conditioning, & Refrigeration (Active as of 7/28/2017)	CP	0115	0	5	11	10	13	30.0%	0.0%
470399	Industrial Equipment Technology (Inactive)	TC	4634	0	0	0	0	0	0.0%	0.0%
470603	Collision Repair Technology	TC	4330	7	4	1	4	5	25.0%	-28.6%
470603	Auto Painting (Active as of 1/27/2017)	CP	1470	0	7	4	14	10	-28.6%	0.0%
470603	Auto Body and Frame Alignment (Active as of 1/27/2017)	CP	1471	0	7	5	6	10	66.7%	0.0%
470603	Damage Analysis and Estimation (Active as of 2/2/2007)	CP	0316	0	6	3	0	6	0.0%	0.0%
470604	Automotive Service Technology	TC	4355	4	11	6	8	8	0.0%	100.0%
470605	Diesel Technology	TC	4460	8	39	3	12	13	8.3%	62.5%

470605	Power Sports & Equipment Technology	TC	4870	3	7	3	2	1	-50.0%	-66.7%
470606	Power Equipment Technology (Active as of 4/22/2016)	CP	4871	8	6	0	4	0	-100.0%	-100.0%
470607	Aviation Maintenance Airframe	TC	0014	21	19	9	14	15	7.1%	-28.6%
470608	Aviation Maintenance	AAS	0240	12	10	3	7	4	-42.9%	-66.7%
470608	Aviation Maintenance Powerplant	TC	4360	23	14	11	10	11	10.0%	-52.2%
470611	Power Sports Technology (Active as of 4/22/2016)	CP	4872	10	10	6	1	0	-100.0%	-100.0%
470613	Tractor and Trailer Servicing (Active as of 2/2/2007)	CP	0321	3	9	2	16	14	-12.5%	366.7%
470614	Alternative Fuels (Active as of 2/2/2007)	CP	4469	0	11	8	22	8	-63.6%	0.0%
470615	Engine Machinist (Inactive)	CP	4612	0	0	0	0	0	0.0%	0.0%
470699	Tire Center Operator (Active as of 2/2/2007)	CP	0331	16	12	21	0	23	0.0%	43.8%
480501	Machine Shop	TC	4680	3	3	2	7	10	42.9%	233.3%
480501	Machine Tool Technology (Active as of 7/28/2017)	CP	4681	0	10	8	10	11	10.0%	0.0%
480508	Welding Technology	TC	4900	7	9	6	9	14	55.6%	100.0%
480508	Welding Technology (Active as of 5/1/1997)	CP	0336	44	45	27	0	48	0.0%	9.1%
490102	Aviation (Inactive)	AS	2090	0	0	0	0	0	0.0%	0.0%
490205	Tractor and Trailer Operation (Active as of 2/2/2007)	CP	4896	9	8	9	8	14	75.0%	55.6%
<b>Totals</b>				<b>232</b>	<b>328</b>	<b>198</b>	<b>243</b>	<b>378</b>	<b>55.6%</b>	<b>62.9%</b>
<b>General Studies</b>										
240101	General Education (Active as of 4/1/1994)	AA	0050	274	106	92	44	21	-52.3%	-92.3%
240101	General Studies (Active as of 2/3/2006)	CGS	0910	527	38	301	248	200	-19.4%	-62.0%
240102	General Studies (Active as of 4/27/2007)	AGS	0900	41	26	17	21	23	9.5%	-43.9%
<b>Totals</b>				<b>842</b>	<b>170</b>	<b>410</b>	<b>313</b>	<b>244</b>	<b>-22.0%</b>	<b>-71.0%</b>
3D Program		CTP	003D					6	0.0%	0.0%
<b>Overall Totals</b>				<b>2,241</b>	<b>1,403</b>	<b>1,641</b>	<b>1,535</b>	<b>1,806</b>	<b>17.7%</b>	<b>-19.4%</b>