


UNIVERSITY OF ARKANSAS
PULASKI TECH

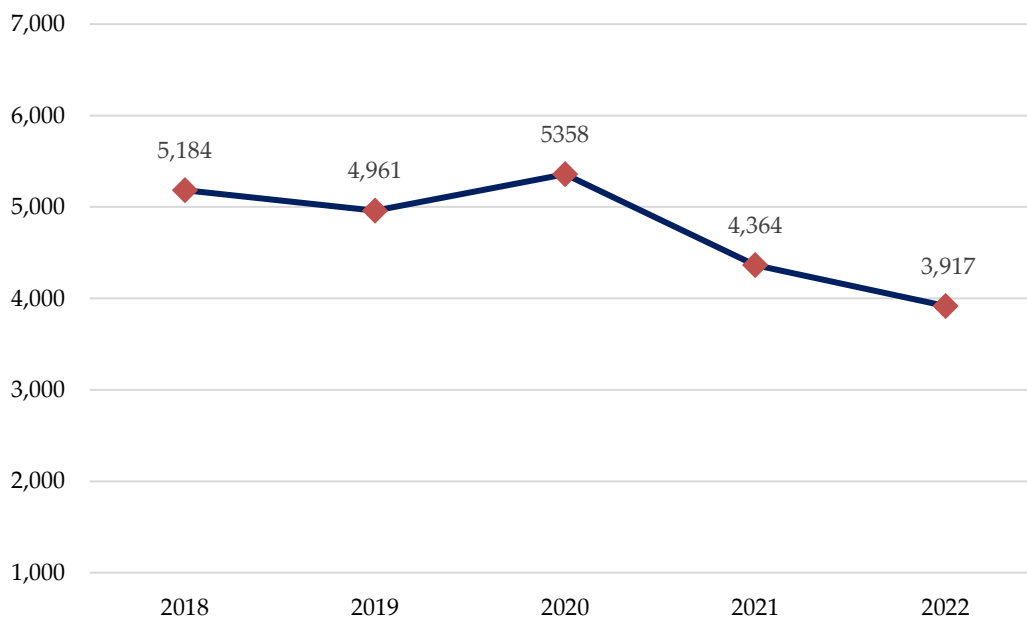
2022 Spring
Enrollment Report



Credit Enrollment: 3,917
Total Semester Credit Hours (SSCH): 40,296

Enrollment, SSCH, FTE Comparisons						
	2018	2019	2020	2021	2022	% Change
Enrollment	5,184	4,961	5,358	4,364	3,917	-10.2%
FTE	3,327	3,191	3,470	2,911	2,686	-7.7%
SSCH	49,902	47,870	52,047	43,668	40,296	-7.7%

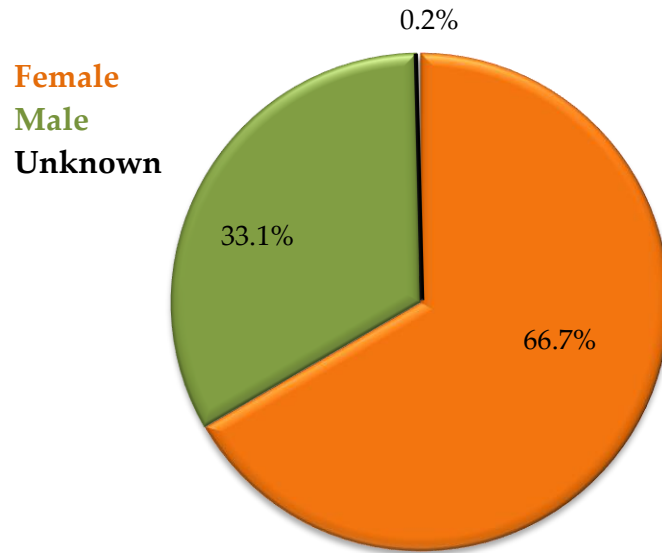
Spring Five-Year Enrollment Trend



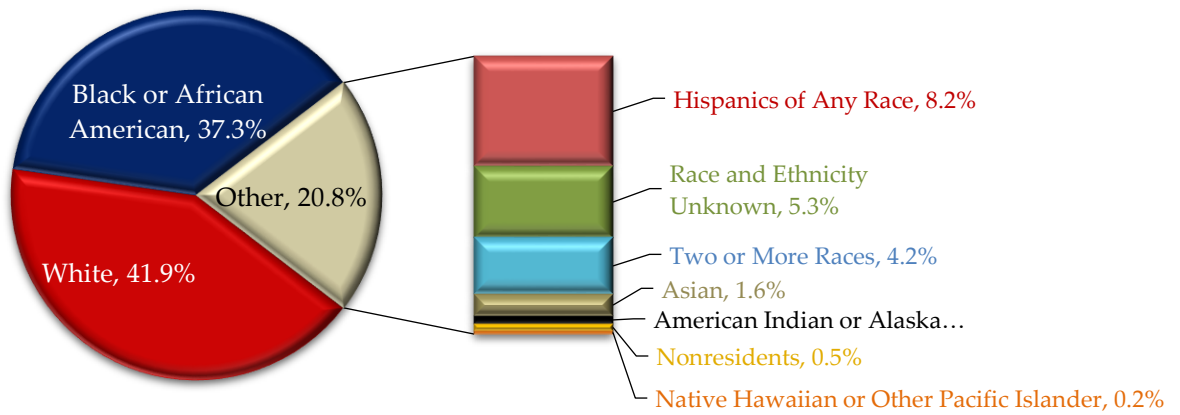
Enrollment by Gender

Gender	2018	%	2019	%	2020	%	2021	%	2022	%	1-YR Change
Female	3,323	64%	3,251	66%	3,474	65%	2,919	67%	2,611	66.7%	-10.55%
Male	1,861	36%	1,710	34%	1,884	35%	1,430	33%	1,297	33.1%	-9.30%
Unknown/Unreported							15	0.3%	9	0.2%	-40.00%
Total	5,184	100%	4,961	100%	5,358	100%	4,364	100%	3,917	100%	-10.24%

Enrollment by Gender

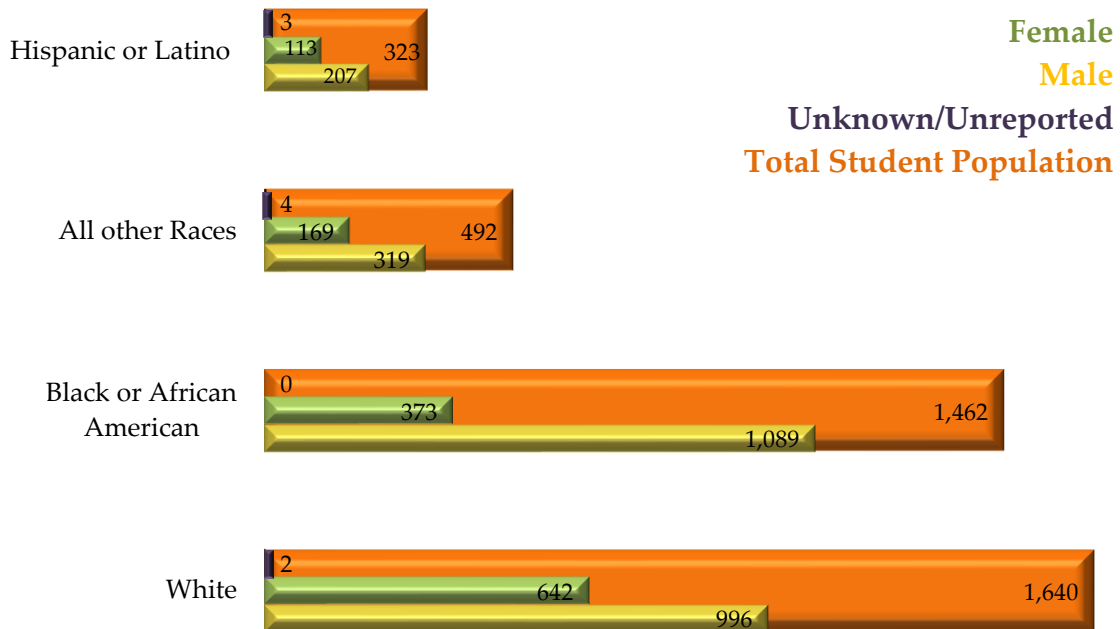


Enrollment by Race & Ethnicity



Enrollment by Race & Ethnicity Changes							
Race/Ethnicity	2017	2018	2019	2020	2021	2022	1-YR % Change
Black or African American	2,476	2,078	1,999	2,153	1,691	1,640	-3%
White	2,504	2,275	2,248	2,438	1,914	1,462	-24%
Hispanics of Any Race	355	312	181	167	227	323	42%
Other	499	820	533	600	532	492	-8%
Total	5,834	5,485	4,961	5,358	4,364	3,917	-27%

Enrollment: Race & Ethnicity by Gender

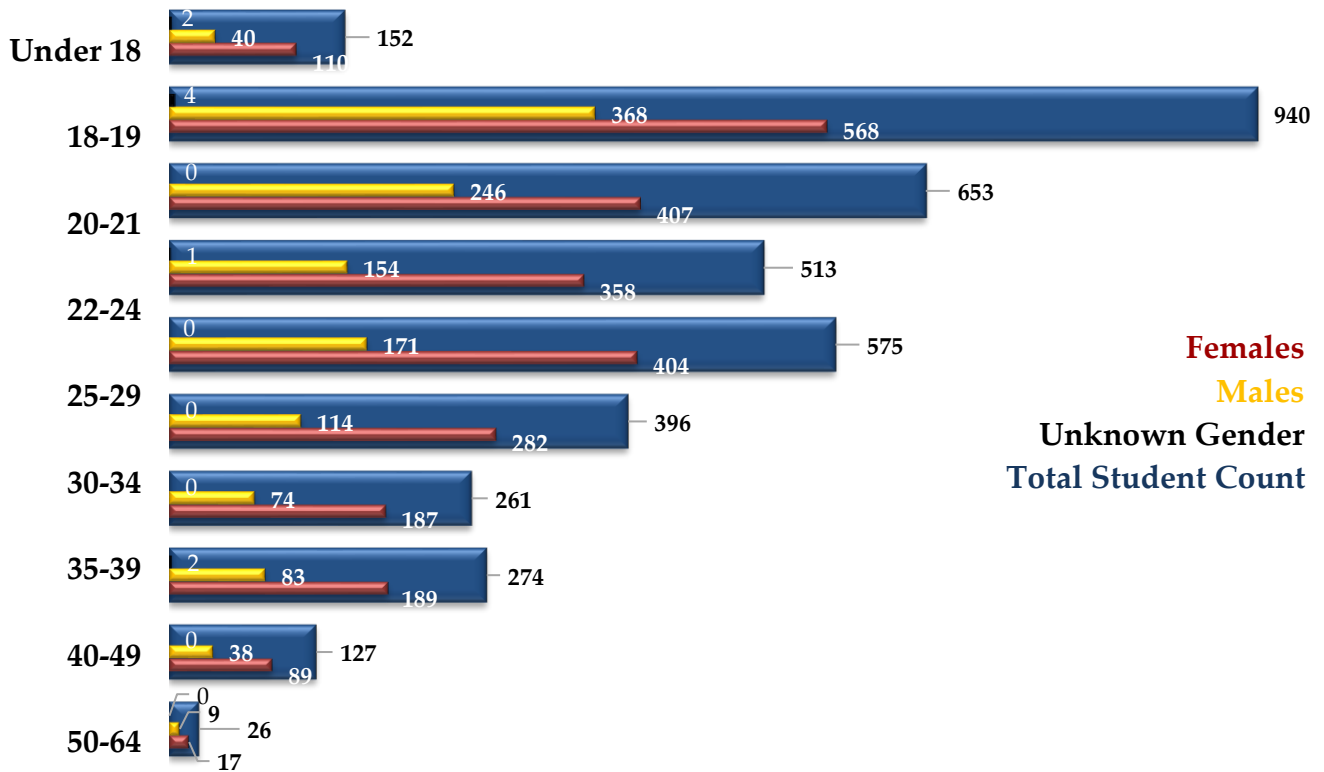


Average Student Age: 26

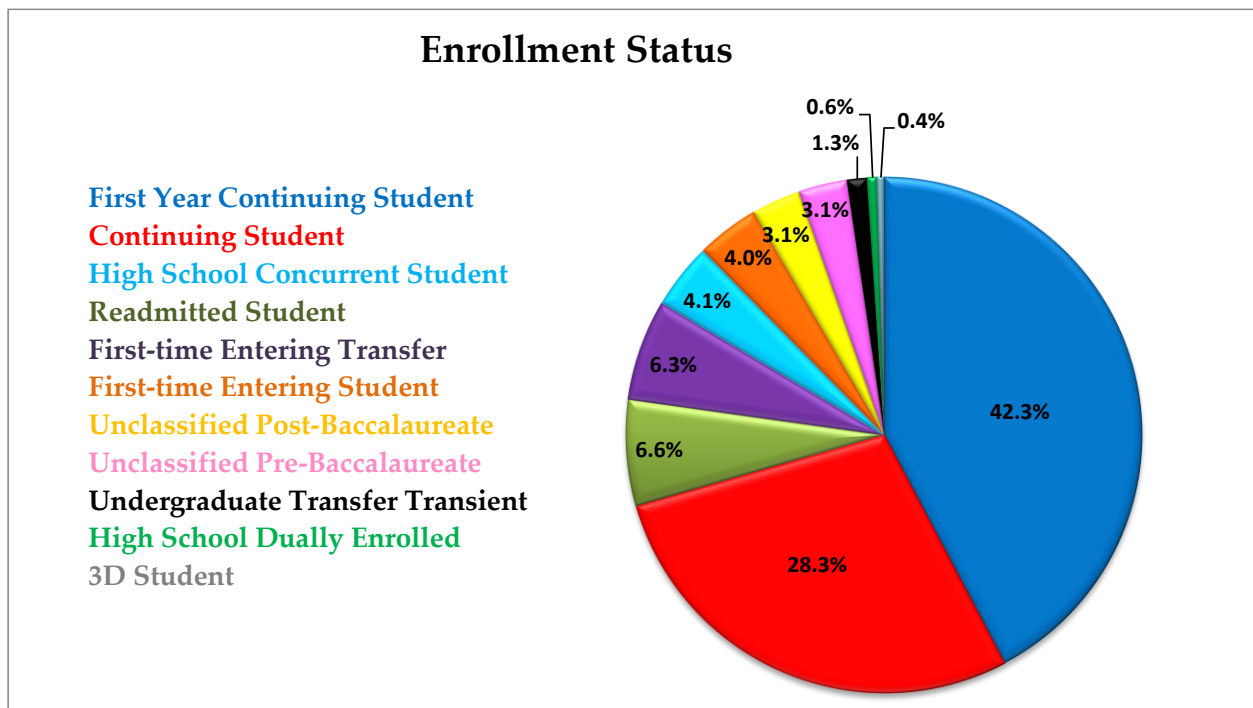
Spring Enrollment by Age Comparisons

Age Range	Male			Female			Unknown			Overall Total		
	2020	2021	Difference	2020	2021	Difference	2020	2021	Difference	2020	2021	Difference
Under 18	177	74	-58%	278	137	-51%		6		455	211	-54%
18-19 years of age	456	397	-13%	696	607	-13%		4		1,152	1,004	-13%
20-21 years of age	311	237	-24%	476	428	-10%		2		787	665	-16%
22-24 years of age	242	188	-22%	498	395	-21%		0		740	583	-21%
25-29 years of age	234	491	110%	519	181	-65%		2		753	672	-11%
30-34 years of age	160	120	-25%	358	325	-9%		0		518	445	-14%
35-39 years of age	105	93	-11%	215	204	-5%		0		320	297	-7%
40-49 years of age	112	81	-28%	277	208	-25%		0		389	289	-26%
50-64 years of age	71	51	-28%	135	110	-19%		0		206	161	-22%
65 and over	16	8	-50%	22	14	-36%		1		38	22	-42%
Total	1,884	1,740	-8%	3,474	2,609	-25%		15		5,358	4,349	-19%

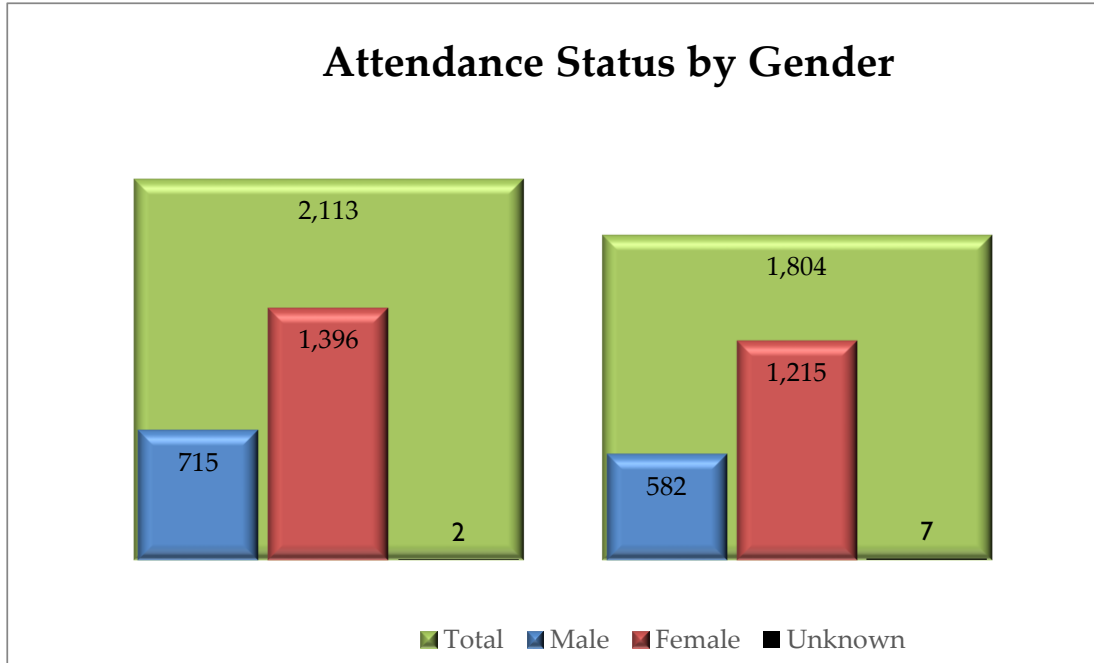
Enrollment by Age Range and Gender



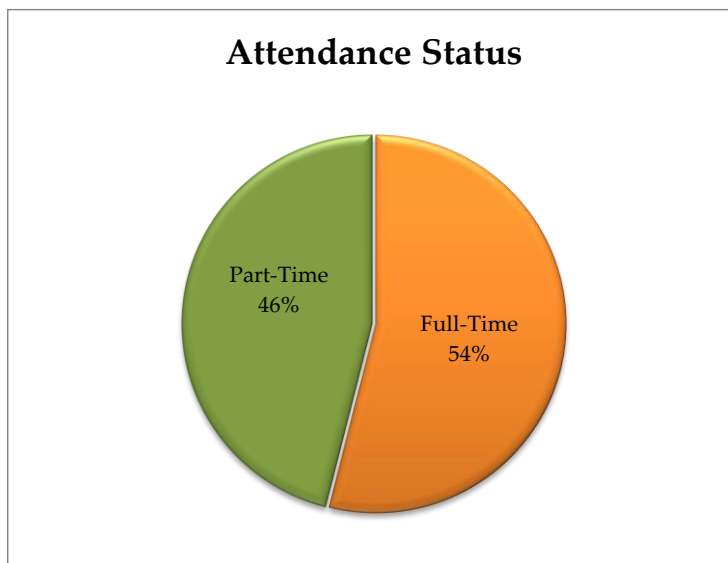
Enrollment Status								
Enroll Status	2020		2021		2022		2021 to 2022 Change	2020 to 2022 Change
	Count	%	Count	%	Count	%		
3D Student	19	0.4%	21	0.5%	15	0.4%	-0.1%	0.0%
Continuing Student	1,174	21.9%	1,255	28.8%	1,108	28.3%	-0.5%	6.4%
First-time Entering Student	287	5.4%	202	4.6%	155	4.0%	-0.7%	-1.4%
First-Time Entering Transfer Student	375	7.0%	272	6.2%	248	6.3%	0.1%	-0.7%
First-Year Continuing Student	2,154	40.2%	1,726	39.6%	1,656	42.3%	2.7%	2.1%
High School Student	597	11.1%	303	6.9%	186	4.7%	-2.2%	-6.4%
Readmitted Student	365	6.8%	273	6.3%	260	6.6%	0.4%	-0.2%
Unclassified Pre-Baccalaureate	179	3.3%	125	2.9%	120	3.1%	0.2%	-0.3%
Unclassified Post Baccalaureate	130	2.4%	136	3.1%	120	3.1%	-0.1%	0.6%
Undergraduate Transfer Transient	75	1.4%	50	1.1%	49	1.3%	0.1%	-0.1%
Totals	5,355	100%	4,363	100%	3,917	100%		



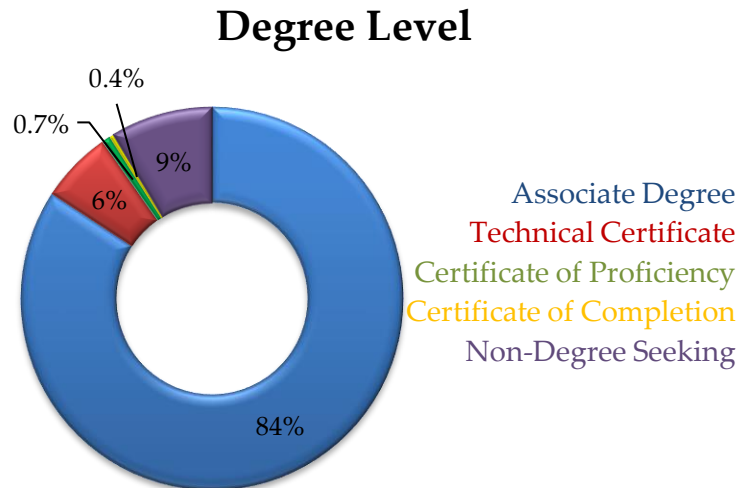
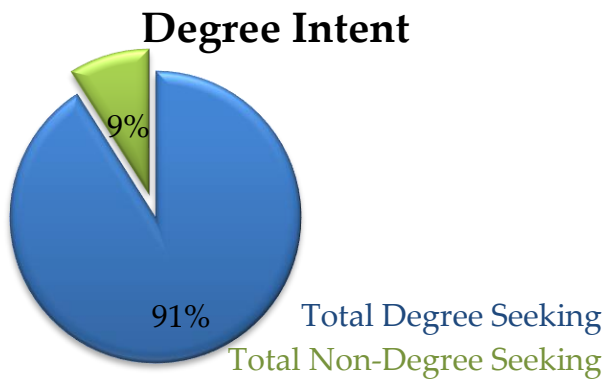
Part -Time



Enrollment by Gender and Attendance Status Changes									
	Male			Female			Unkown		
Enrollment Status	2021	2022	1-YR Change	2021	2022	1-YR Change	2021	2022	1-YR Change
Full-Time	744	715	-4%	1,285	1,396	9%	3	2	-33%
Part-Time	686	582	-15%	1,634	1,215	-26%	12	7	-42%
Totals	1,430	1,297	-9%	2,919	2,611	-11%	15	9	-40%



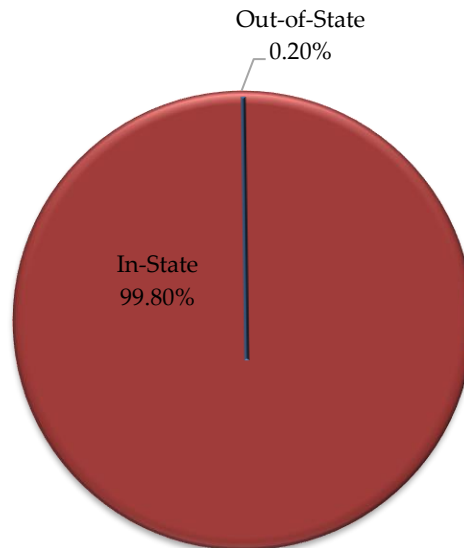
Enrollment by Degree Level					
Degree Level	2021	%	2022	%	1-YR Change
Associate Degree	3,646	84%	3,300	84%	-9%
Technical Certificate	206	5%	237	6%	15%
Certificate of Proficiency	11	0.3%	27	0.7%	145%
Certificate of Completion	20	0.5%	15	0.4%	-25%
Non-Degree	481	11%	338	9%	-30%
Total	4,364	100%	3,917	100%	-10%



Enrollment by Degree Intent									
Degree Intent	2021 Male	2021 Female	2021 Unkown	2021 Total	2022 Male	2022 Female	2022 Unkown	2022 Total	%
Total Degree-Seeking	1,254	2,603	6	3,863	1,186	2,373	5	3,564	91%
Total Non-Degree Seeking	176	316	9	501	111	238	4	353	9%
Total	1,430	2,919	15	100%	1,297	2,611	9	3,917	100%

Enrollment by Residence Status	
State	Total
Arkansas	3,909
Florida	2
Iowa	1
Minnesota	1
Missouri	1
Mississippi	1
Tennessee	1
Texas	1
Total	3,917

Enrollment by State Residence



Concurrent Enrollment by Location						
High School Code	High School Name	Spring 2018	Spring 2019	Spring 2020	Spring 2021	Spring 2022
41857	Abundant Life Schools	4	1	0	2	0
40329	Academic Center of Excellence	0	0	0	0	0
41528	Academic Plus Charter School	4	0	1	17	0
41432	Accelerated Learning Center	0	1	0	0	0
41414	Arkansas Baptist High School	1	1	0	0	0
40257	Arkansas Christian Academy	0	0	1	1	2
40257	Arkansas Connectons Academy	0	0	0	2	1
41868	Arkansas Virtual Academy	0	2	2	2	1
41414	Baptist Preparatory School	0	0	1	0	1
40130	Bay Junior/Senior High School	0	0	0	0	2
40125	Bauxite High School	11	10	18	1	0
40170	Benton High School	28	42	48	5	0
40310	Bryant High School	82	57	76	13	2
41859	Calvary Academy	23	32	36	29	25
41223	Central Arkansas Christian Sch	25	42	37	28	0
40650	Dover Public School	1	0	0	0	0
40730	England High School	0	0	0	1	0
41412	eStem Charter High School	0	0	47	6	1
40775	Flippin High School	0	0	1	0	0
41144	Fountian Lake High School	0	0	0	1	0
799999	GED	0	32	0	0	1
41950	Green County Technical High School	0	0	0	1	0
40935	Greenbrier High School	0	1	0	0	0
41020	Harrisburg High School	0	0	0	1	0
40165	Harmony Grove High School	3	0	1	0	1
49999	High School In Arkansas	21	6	5	0	0
969999_899999	Home School	0	4	47	25	7
41125	Hope High School	0	0	0	0	1
149999	Illinoi High School	0	1	0	0	0
41429	J A Fair High School	21	18	11	1	0
41225	Jacksonville High School	3	23	41	15	0
41232	Jacksonville Lighthouse Academy	0	12	18	3	3
41430	Joe T. Robinson High School	0	0	1	0	0



High School Code	High School Name	Spring 2018	Spring 2019	Spring 2020	Spring 2021	Spring 2022
41485	John L McClellan High School	1	1	3	0	0
41270	Jonesboro High School, The Academies at	0	0	0	5	0
42268	Lisa Academy	0	0	1	1	9
41422	Little Rock Central High School	5	22	19	7	7
41453	Little Rock Christian Academy	0	1	0	0	0
41423	Little Rock Hall High School	5	29	20	10	1
41485	Little Rock John McClellan High School	0	0	0	1	0
41861	Maumelle High School	0	0	3	4	0
41595	Mayflower High School	12	0	10	5	7
112360	McIntosh High School	0	0	0	1	0
41740	Mountain Home High School	1	0	0	0	0
41862	New Life Christian Academy	0	1	2	1	0
40007	North Little Rock Ctr Excellence	0	20	12	12	11
41860	North Little Rock High School	42	101	85	57	43
41861	Oak Grove High School	1	0	0	0	0
41960	Paragould High School	0	0	0	2	1
41443	Parkview Fine Arts Magnet	4	6	13	10	11
42100	Poyen High School	0	1	0	0	0
41444	Pulaski Academy	0	1	0	0	0
40009	Quest Academy West Little Rock	0	1	0	0	0
42265	Sheridan High School	0	0	2	1	0
41441	Southwest Christian Academy	9	15	14	11	12
1485	Southwest Little Rock High School	0	0	0	4	10
41872	Sylvan Hills High School	0	0	20	1	2
41270	The Academies at Jonesboro High School	0	0	0	0	19
42455	Trumann High School	0	0	0	0	1
999999	Unknown	0	4	1	16	4
42390	Wilbur D Mills High School	0	1	0	0	0
		307	489	597	303	186

Enrollment by Location

Site Location	2021 # of Sections	2022 # of Sections	1-YR Change	2021 Duplicated Enrollment	2022 Duplicated Enrollment	1-YR Change
Aerospace Technology Center	16	13	-18.8%	132	124	-6%
Baptist Health Schools LR	13	7	-46.2%	183	115	-37%
Business & Industry Center	2	0	-100.0%	10	0	-100%
The Excel Center	1	3	200.0%	19	15	-21%
Little Rock South	207	187	-9.7%	1,818	1,676	-8%
Main Campus	348	337	-3.2%	3,831	3,926	2%
Northeast Arkansas Career and Technical Center	2	5	150.0%	13	51	292%
Online	451	434	-3.8%	9,105	8,161	-10%
St. Vincent Infirmary	12	12	0.0%	90	83	-8%
TOTAL	1,052	998	-5.1%	15,201	14,151	-7%

Three-Year Trend: Enrollment by Program

CIP Code	Program Name	Award	Degree Code	Spring 2020	Spring 2021	Spring 2022	1-YR Change	3-YR Change
090702	Digital Media Production (Active as of 4/19/2019)	CP	5395	0	0	0	0.0%	0.0%
090702	Digital Media Production (Active as of 7/27/2012)	TC	2395	1	4	0	-100.0%	-100.0%
090702	Digital Media Production - Audio Engineering and Video (Active as of 7/27/2012)	AAS	3395-A	37	29	23	-20.7%	-37.8%
090702	Digital Media Production - Cinematography and Editing (Inactive as of 6/30/2019)	AAS	3395-D	1	1	0	-100.0%	-100.0%
090702	Digital Media Production - Graphics and Web Design (Active as of 7/27/2012)	AAS	3395-G	38	37	29	-21.6%	-23.7%
090702	Digital Media Production - Web Design (Inactive as of 6/30/2019)	AAS	3395-W	0	0	0	0.0%	0.0%
110101	Computer Information Systems (Active as of 7/29/2005)	CP	0018	0	0	0	0.0%	0.0%
110101	Computer Information Systems (Active as of 10/1/1994)	TC	4380	7	3	2	-33.3%	-71.4%
110101	Computer Information Systems - Computer Programming (Active as of 10/1/1994)	AAS	0320-A	44	41	51	24.4%	15.9%
110101	Computer Information Systems - Cybersecurity (Active as of 10/1/1994)	AAS	0320-C	28	24	8	-66.7%	-71.4%
110101	Computer Information Systems - End User Support (Inactive as of 6/30/2019)	AAS	0320-E	0	1	2	100.0%	0.0%
110101	Computer Information Systems - Networking (Active as of 10/1/1994)	AAS	0320-N	28	36	46	27.8%	64.3%
111003	Cybersecurity (Active as of 1/25/2019)	CP	0125	0	1	1	0.0%	0.0%
111003	Cybersecurity (Active as of 1/25/2019)	TC	1113	2	0	0	0.0%	-100.0%

CIP Code	Program Name	Award	Degree Code	Spring 2020	Spring 2021	Spring 2022	1-YR Change	3-YR Change
120401	Hair Care (Active as of 8/24/2020)	CP	1385		0	0	0.0%	0.0%
120401	Cosmetology (Active as of 4/30/2004)	TC	4420	0	0	3	0.0%	0.0%
120410	Nail Care and Skin Care (Active as of 8/24/2020)	CP	3420		0	0	0.0%	0.0%
120410	Nail Technology (Active as of 11/4/2005)	TC	4315	0	2	1	-50.0%	0.0%
120413	Cosmetology Instruction (Active as of 11/4/2005)	TC	4421	0	0	0	0.0%	0.0%
120501	Basic Baking (Active as of 7/26/2013)	CP	1120	0	0	0	0.0%	0.0%
120501	Basic Pastry (Active as of 7/26/2013)	CP	1585	0	0	0	0.0%	0.0%
120501	Cake Decorating (Active as of 7/26/2013)	CP	1586	0	0	0	0.0%	0.0%
120501	Baking and Pastry (Active as of 10/27/2006)	TC	4585	0	0	1	0.0%	0.0%
120501	Baking and Pastry Arts (Active as of 2/4/2011)	AAS	5585	48	35	34	-2.9%	-29.2%
120502	Hospitality and Bar Operations (Active as of 4/19/2019)	CP	0502	0	0	0	0.0%	0.0%
120503	Culinary Arts (Active as of 10/27/2006)	TC	4580	0	1	1	0.0%	0.0%
120503	Basic Food Preparation (Active as of 7/26/2013)	CP	4581	0	0	0	0.0%	0.0%
120503	Dietary Management (Active as of 4/19/2019)	CP	4582	0	0	0	0.0%	0.0%
120503	Dietary Management (Active as of 4/19/2019)	TC	4586	3	2	1	-50.0%	-66.7%
120503	Culinary Arts (Active as of 10/27/2006)	AAS	4590	127	112	114	1.8%	-10.2%
120504	Restaurant Operations (Active as of 7/26/2013)	TC	2836	0	0	0	0.0%	0.0%

CIP Code	Program Name	Award	Degree Code	Spring 2020	Spring 2021	Spring 2022	1-YR Change	3-YR Change
131206	Education (Active as of 1/30/2015)	AS	3540	112	115	115	0.0%	2.7%
150000	Technology & Engineering (Active as of 5/1/2015)	AS	3487	116	104	113	8.7%	-2.6%
150613	Manufacturing Systems (Active as of 1/27/2017)	CP	0630	0	0	0	0.0%	0.0%
150613	Mechanical Systems (Active as of 1/27/2017)	CP	4311	0	0	0	0.0%	0.0%
150613	Electrical Systems (Active as of 1/27/2017)	CP	4501	0	0	0	0.0%	0.0%
150613	Automated Processes (Active as of 1/27/2017)	CP	4771	0	0	0	0.0%	0.0%
150613	Automated Manufacturing Systems Technology (Active as of 1/27/2017)	TC	0634	1	1	1	0.0%	0.0%
150613	Automated Manufacturing Systems Technology (Active as of 1/27/2017)	AAS	0635	11	8	4	-50.0%	-63.6%
151001	Construction Management (Active as of 1/27/2017)	CP	0272	0	0	0	0.0%	0.0%
151001	Construction Management (Active as of 1/27/2017)	TC	0273	3	1	1	0.0%	-66.7%
151001	Construction Management Technology (Active as of 4/25/2003)	AAS	0271	15	15	17	13.3%	13.3%
151202	Applied Electronics (Active as of 7/28/2017)	CP	0351	0	0	0	0.0%	0.0%
151202	Applied Electronics (Active as of 7/28/2017)	TC	0352	0	0	0	0.0%	0.0%
151202	Applied Electronics Technology (Active as of 7/1/1993)	AAS	0350	9	5	10	100.0%	11.1%
151301	Drafting & Design (Active as of 4/22/2016)	CP	1153	0	0	0	0.0%	0.0%
151301	Drafting & Design Technology (Active as of 4/1/1995)	TC	4490	1	1	2	100.0%	100.0%

CIP Code	Program Name	Award	Degree Code	Spring 2020	Spring 2021	Spring 2022	1-YR Change	3-YR Change
151301	Drafting & Design Technology (Active as of 4/1/1995)	AAS	0397	17	19	12	-36.8%	-29.4%
190706	Early Childhood Development (Active as of 7/1/1995)	CP	4919	0	0	2	0.0%	0.0%
190706	Early Childhood Development (Active as of 7/1/1995)	TC	4495	0	0	0	0.0%	0.0%
190706	Early Childhood Development (Active as of 5/1/1997)	AAS	0310	46	39	39	0.0%	-15.2%
220301	Legal Secretarial (Active as of 4/1/1996)	TC	4705	1	1	0	-100.0%	-100.0%
220302	Paralegal Technology (Active as of 1/27/2017)	CP	0611	0	0	1	0.0%	0.0%
220302	Paralegal Technology (Active as of 1/27/2017)	TC	0612	1	0	3	0.0%	200.0%
220302	Paralegal Technology (Active as of 5/1/1997)	AAS	0610	38	24	35	45.8%	-7.9%
240101	General Studies (Active as of 2/3/2006)	CGS	0910	2	0	1	0.0%	-50.0%
240101	General Education (Active as of 4/1/1994)	AA	0050	360	118	48	-59.3%	-86.7%
240101	Liberal Arts & Sciences (Active as of 2/1/2002)	AS	1090	2,243	2,071	1945	-6.1%	-13.3%
240102	General Studies (Active as of 4/1/1994)	AA	0050	360	118	48	-59.3%	-86.7%
240102	General Studies (Active as of 4/27/2007)	AG	0900	1	12	6	-50.0%	500.0%
240102	General Studies - Allied Health (Active as of 4/27/2007)	AG	0900-A	1	4	2	-50.0%	100.0%
240102	General Studies - Business and Information Studies (Active as of 4/27/2007)	AG	0900-B	2	2	1	-50.0%	-50.0%
240102	General Studies - Education (Active as of 4/27/2007)	AG	0900-E	0	1	1	0.0%	0.0%

CIP Code	Program Name	Award	Degree Code	Spring 2020	Spring 2021	Spring 2022	1-YR Change	3-YR Change
240102	General Studies - Arts and Humanities (Active as of 4/27/2007)	AG	0900-H	0	0	1	0.0%	0.0%
240102	General Studies - Math and Social Sciences (Active as of 4/27/2007)	AG	0900-M	0	0	0	0.0%	0.0%
299999	Military Technologies (Active as of 8/3/2007)	AAS	3456	1	0	1	0.0%	0.0%
309999	General Technology (Active as of 4/1/1995)	AAS	0517	10	9	4	-55.6%	-60.0%
309999	General Technology - Automotive Technology	AAS	0517-A	35	29	31	6.9%	-11.4%
309999	General Technology - Construction	AAS	0517-C	0	0	0	0.0%	0.0%
309999	General Technology - Diesel Technology	AAS	0517-D	3	1	0	-100.0%	-100.0%
309999	General Technology - Applied Electronics	AAS	0517-E	1	1	0	-100.0%	-100.0%
309999	General Technology - HVAC	AAS	0517-H	4	9	5	-44.4%	25.0%
309999	General Technology - AMS	AAS	0517-M	2	1	0	-100.0%	-100.0%
309999	General Technology - Nail Technology	AAS	0517-N	5	11	10	-9.1%	100.0%
309999	General Technology - Collision Repair	AAS	0517-O	2	1	1	0.0%	-50.0%
309999	General Technology - Power Sports & Equipment	AAS	0517-P	2	0	0	0.0%	-100.0%
309999	General Technology - Drafting	AAS	0517-R	1	1	1	0.0%	0.0%
309999	General Technology - Cosmetology	AAS	0517-S	57	43	45	4.7%	-21.1%
309999	General Technology - Machine Tool/CNC	AAS	0517-T	3	1	2	100.0%	-33.3%

CIP Code	Program Name	Award	Degree Code	Spring 2020	Spring 2021	Spring 2022	1-YR Change	3-YR Change
309999	General Technology - Welding	AAS	0517-W	17	10	4	-60.0%	-76.5%
470201	Heating, Ventilation, Air Conditioning, & Refrigeration (Active as of 7/28/2017)	CP	0115	0	0	0	0.0%	0.0%
470201	Heating, Ventilation, Air Conditioning, & Refrigeration	TC	4310	3	3	3	0.0%	0.0%
470201	Heating, Ventilation, Air Conditioning, & Refrigeration (Active as of 5/1/1997)	AAS	0525	50	37	30	-18.9%	-40.0%
470603	Auto Painting (Active as of 1/27/2017)	CP	1470	0	0	0	0.0%	0.0%
470603	Auto Body and Frame Alignment (Active as of 1/27/2017)	CP	1471	0	0	0	0.0%	0.0%
470603	Collision Repair Technology (Active)	TC	4330	6	9	6	-33.3%	0.0%
470604	Automotive Service Technology (Active)	TC	4355	3	7	1	-85.7%	-66.7%
470605	Diesel Technology (Active)	TC	4460	25	15	22	46.7%	-12.0%
470606	Power Equipment Technology (Active as of 4/22/2016)	CP	4871	0	0	0	0.0%	0.0%
470605	Power Sports & Equipment Technology (Active)	TC	4870	1	0	0	0.0%	-100.0%
470607	Aviation Maintenance Airframe (Active)	TC	0014	0	0	0	0.0%	0.0%
470608	Aviation Maintenance Powerplant (Active)	TC	4360	0	0	0	0.0%	0.0%
470608	Aviation Maintenance (Active)	AAS	0240	53	50	49	-2.0%	-7.5%
470613	Tractor and Trailer Servicing (Active as of 2/2/2007)	CP	0469	1	0	0	0.0%	-100.0%
470699	Chassis & Brake Specialist (Active as of 4/23/2021)	CP	1041			0	0.0%	0.0%

CIP Code	Program Name	Award	Degree Code	Spring 2020	Spring 2021	Spring 2022	1-YR Change	3-YR Change
470699	Climate Control & Driveability Specialist (Active as of 4/23/2021)	CP	1705			0	0.0%	0.0%
470699	Drivetrain Specialist (Active as of 4/23/2021)	CP	1715			0	0.0%	0.0%
480501	Machine Tool Technology (Active as of 7/28/2017)	CP	4681	0	0	1	0.0%	0.0%
480501	Machine Shop (Active)	TC	4680	10	8	5	-37.5%	-50.0%
480508	Welding (Active as of 5/1/1997)	CP	0336	0	0	0	0.0%	0.0%
480508	Welding Technology (Active)	TC	4900	44	51	52	2.0%	18.2%
490102	Aviation (Inactive)	AS	2090	0	0	0	0.0%	0.0%
490205	Tractor and Trailer Operation (Active as of 2/2/2007)	CP	4896	11	7	20	185.7%	81.8%
510000	Pre-Healthcare Studies (Active as of 2/1/2013)	CP	1510	0	0	0	0.0%	0.0%
510000	Pre-Healthcare Studies (Active as of 2/1/2013)	TC	2510	25	23	39	69.6%	56.0%
510000	Allied Health - Anesthesia Technology	AAS	3106-A	0	0	0	0.0%	0.0%
510000	Allied Health - Dental Assisting	AAS	3106-D	16	9	0	-100.0%	-100.0%
510000	Allied Health - Histotechnology	AAS	3106-H	1	0	0	0.0%	-100.0%
510000	Allied Health - Sleep Technology	AAS	3106-L	0	0	0	0.0%	0.0%
510000	Allied Health - Radiography	AAS	3106-R	15	14	15	7.1%	0.0%
510000	Allied Health - Surgical Technology	AAS	3106-U	0	0	1	0.0%	0.0%

CIP Code	Program Name	Award	Degree Code	Spring 2020	Spring 2021	Spring 2022	1-YR Change	3-YR Change
510601	Dental Assisting (Active)	TC	4455	1	2	16	700.0%	1500.0%
510707	Health Information Technology (Active as of 4/19/2019)	AAS	0675	68	67	26	-61.2%	-61.8%
510710	Medical Office Technology (Active as of 4/19/2019)	CP	0131	0	0	0	0.0%	0.0%
510710	Medical Office Technology (Active as of 2/1/2013)	TC	2517	33	21	22	4.8%	-33.3%
510803	Occupational Therapy Assistant (Active as of 10/1/1998)	AAS	0725	34	34	33	-2.9%	-2.9%
510904	Emergency Medical Technology (Active as of 4/19/2019)	CP	0186	0	0	1	0.0%	0.0%
510904	Emergency Medical Sciences - Paramedic (Active as of 4/20/2018)	TC	4520	0	0	0	0.0%	0.0%
510904	Emergency Medical Science - Paramedic (Active as of 4/20/2018)	AAS	0470	25	14	17	21.4%	-32.0%
510908	Respiratory Therapy (Active as of 2/1/1999)	AAS	0815	8	18	18	0.0%	125.0%
510908	Surgical Technology (Active as of 4/19/2019)	AAS	0835	22	19	14	-26.3%	-36.4%
512603	Medication Assistant (Active as of 8/23/2021)	CP	0256			0	0.0%	0.0%
513901	Practical Nursing - Non-traditional Track (Active)	TC	4660-N	8	10	10	0.0%	25.0%
513901	Practical Nursing - Traditional Track (Active)	TC	4660-T	33	37	32	-13.5%	-3.0%
513902	Nursing Assistant (Active as of 2/1/2008)	CP	0266	0	0	0	0.0%	0.0%
520101	Business (Active as of 4/30/2010)	AS	0308	342	305	248	-18.7%	-27.5%
520201	Business (Active as of 10/1/1993)	AAS	0730	2	0	0	0.0%	-100.0%

CIP Code	Program Name	Award	Degree Code	Spring 2020	Spring 2021	Spring 2022	1-YR Change	3-YR Change
520201	Business - Accounting	AAS	0730-A	39	25	19	-24.0%	-51.3%
520201	Business - Entrepreneurship	AAS	0730-E	41	27	29	7.4%	-29.3%
520201	Business - Insurance	AAS	0730-I	0	0	1	0.0%	0.0%
520201	Business - Office Supervision and Management	AAS	0730-S	28	22	18	-18.2%	-35.7%
520201	Business - Office Technology	AAS	0730-T	16	22	10	-54.5%	-37.5%
520204	Office Supervision Management (Active as of 1/27/2017)	CP	4772	0	1	0	-100.0%	0.0%
520204	Office Supervision Management (Active as of 1/27/2017)	TC	4773	3	1	0	-100.0%	-100.0%
520301	Accounting (Active as of 10/1/1993)	TC	4260	0	1	3	200.0%	0.0%
520302	Accounting Technology (Active as of 2/2/2007)	CP	0045	0	0	0	0.0%	0.0%
520408	Office Technology (Active as of 2/2/2007)	CP	4383	1	0	0	0.0%	-100.0%
520408	Office Technology (Active as of 10/1/1993)	TC	4650	3	3	2	-33.3%	-33.3%
520701	Entrepreneurship (Active as of 5/1/2015)	CP	1520	0	0	0	0.0%	0.0%
520701	Entrepreneurship (Active as of 4/27/2012)	TC	2520	0	0	4	0.0%	0.0%
520901	Food Purchasing (Active as of 7/26/2013)	CP	1669	0	0	0	0.0%	0.0%
520901	Hospitality and Tourism (Active as of 7/26/2013)	CP	1667	0	0	0	0.0%	0.0%
520901	Resort Management (Active as of 4/24/2020)	CP	0665		0	0	0.0%	0.0%
520901	Hospitality Management (Active as of 5/1/2015)	TC	1665	0	0	0	0.0%	0.0%

CIP Code	Program Name	Award	Degree Code	Spring 2020	Spring 2021	Spring 2022	1-YR Change	3-YR Change
520901	Resort Management (Active as of 4/24/2020)	TC	2050		0	0	0.0%	0.0%
520901	Hospitality Management (Active as of 2/1/2008)	AAS	3665	29	22	15	-31.8%	-48.3%
521499	Digital Marketing (Active as of 8/23/2021)	TC	2955			1	0.0%	0.0%
521701	Insurance (Active as of 8/23/2021)	TC	2065			1	0.0%	0.0%
000000	Undeclared		0010	392	377	289	-23.3%	-26.3%
000000	3D Program		003D	19	20	15	-25.0%	-21.1%
Total Enrollment				5,358	4,364	3,917	-10.2%	-26.9%

CC = Certificate of Completion
 CP = Certificate of Proficiency
 CGS = Certificate of General Studies
 TC = Technical Certificate
 AA = Associate of Arts
 AAS = Associate of Applied Sciences
 AGS = Associate of General Studies
 AS = Associate of Science