


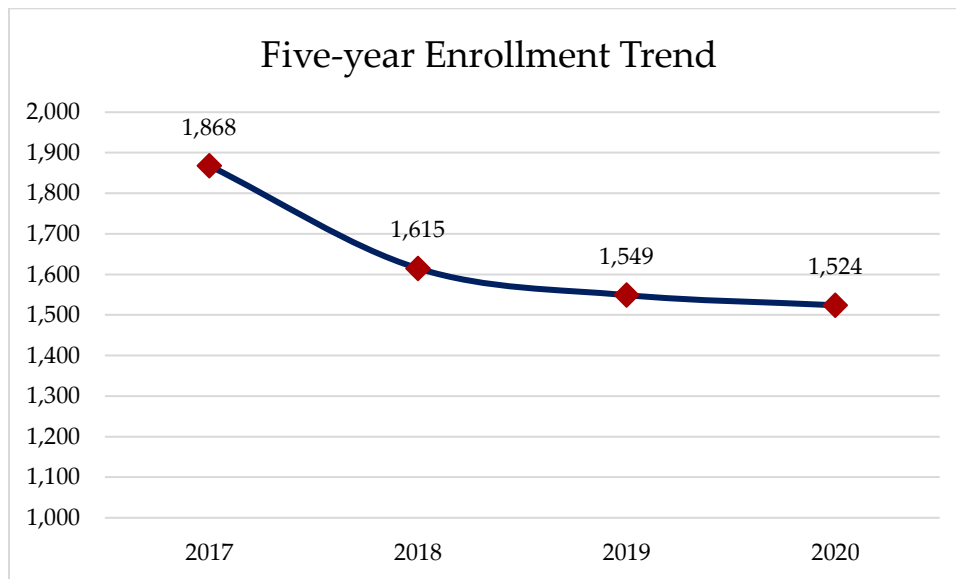
UNIVERSITY OF ARKANSAS
PULASKI TECH

Summer I 2020
Enrollment Report



Credit Enrollment: 1,524
Total Semester Credit Hours (SSCH): 7,386
Full Time Equivalency (FTE): 1,231

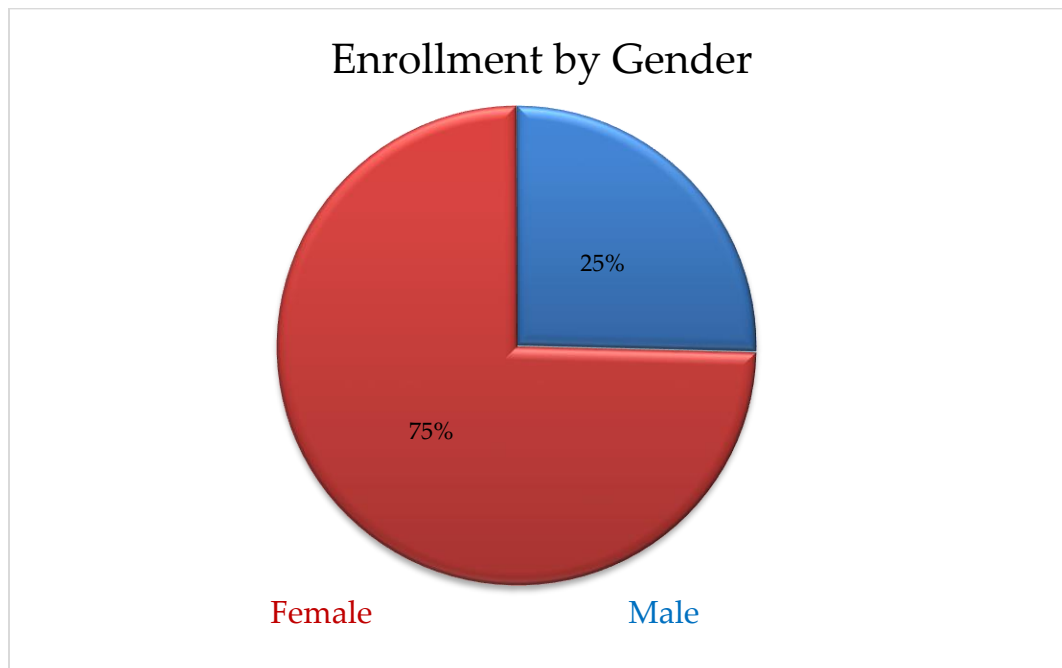
Enrollment and SSCH Comparison							
	2016	2017	2018	2019	2020	% Change 2019-2020	% Change 2016-2020
Enrollment	2,174	1,868	1,615	1,549	1,524	-1.6%	-29.9%
SSCH	10,185	8,672	8,312	7,413	7,386	-0.4%	-27.2%



SSCH - FTE Comparison			
TERM	SSCH	FTE	Percentage Change
Summer I 2010	18,206	3,034	
Summer I 2011	21,212	3,535	16.5%
Summer I 2012	17,138	2,856	-19.2%
Summer I 2013	15,027	2,505	-12.3%
Summer I 2014	12,755	2,126	-15.1%
Summer I 2015	11,872	1,979	-6.9%
Summer I 2016	10,185	1,698	-14.2%
Summer I 2017	8,666	1,444	-27.0%
Summer I 2018	8,312	1,385	-18.4%
Summer I 2019	7,413	1,236	-14.5%
Summer I 2020	7,386	1,231	-27.5%

Enrollment by Gender

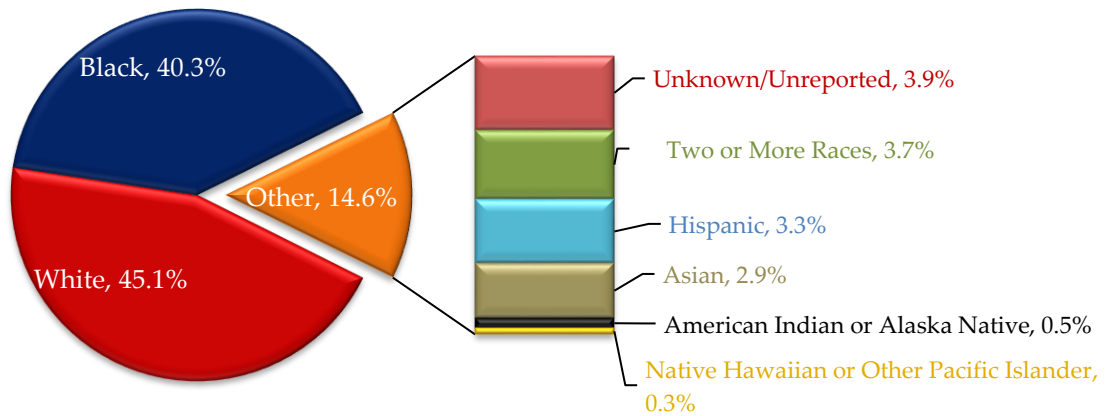
Gender	2016	%	2017	%	2018	%	2019	%	2020	%	Difference 2019-2020	Difference 2016-2020
Male	776	36%	629	34%	512	32%	478	31%	387	25.4%	-19.04%	-50.13%
Female	1,398	64%	1,239	66%	1,103	68%	1,071	69%	1,136	74.5%	6.07%	-18.74%
Unknown									1	0.1%		
Total	2,174	100%	1,868	100%	1,615	100%	1,549	100%	1,524	100%	-18.42%	-29.90%



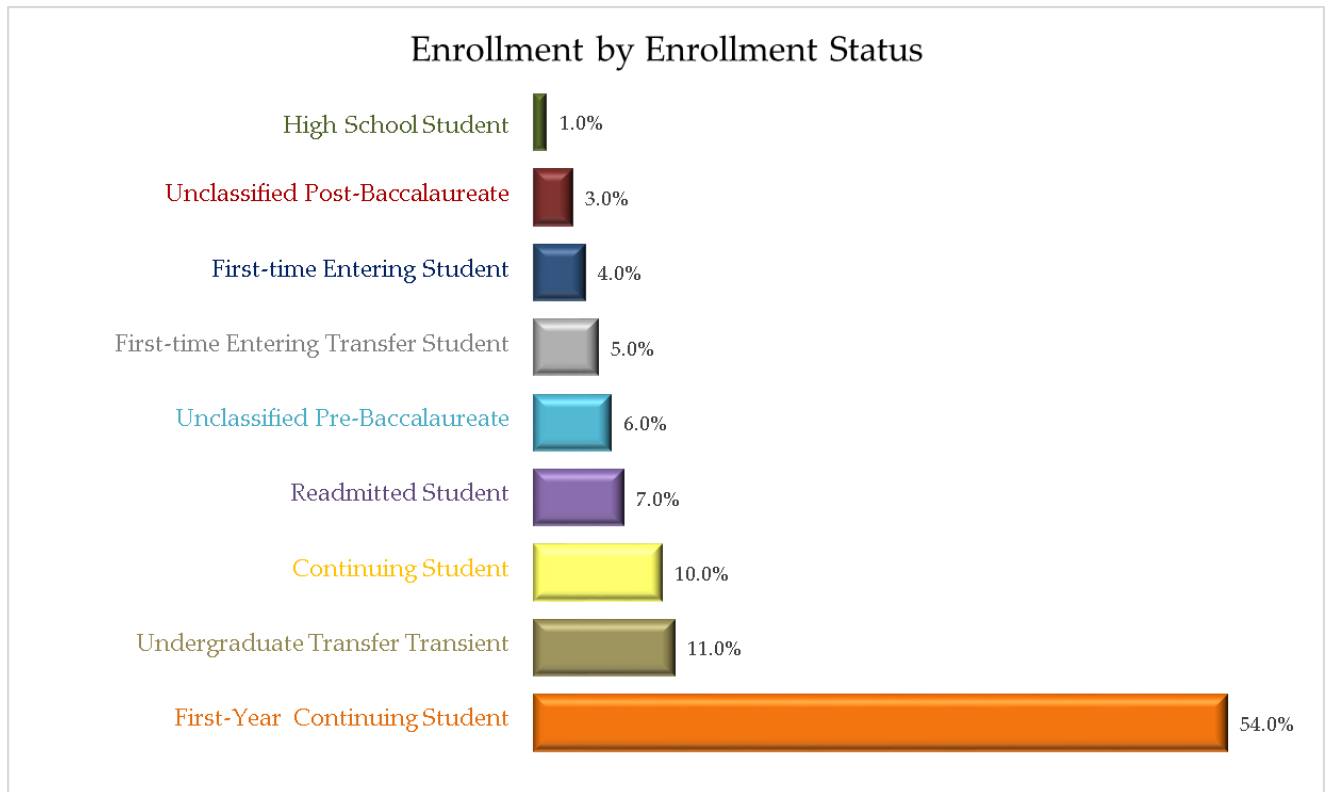
Enrollment by Race & Ethnicity Comparisons

Race/Ethnicity	2016	2017	2018	2019	2020	% Change 2019-2020	% Change 2016-2020
Black	874	741	629	615	614	-0.2%	-29.7%
White	1,007	880	716	728	687	-5.6%	-31.8%
Hispanic or Latino	112	106	96	48	51	6.3%	-54.5%
Other	181	141	174	158	172	8.9%	-5.0%
Total	2174	1868	1615	1549	1524	-5.6%	-29.9%

Enrollment by Race & Ethnicity

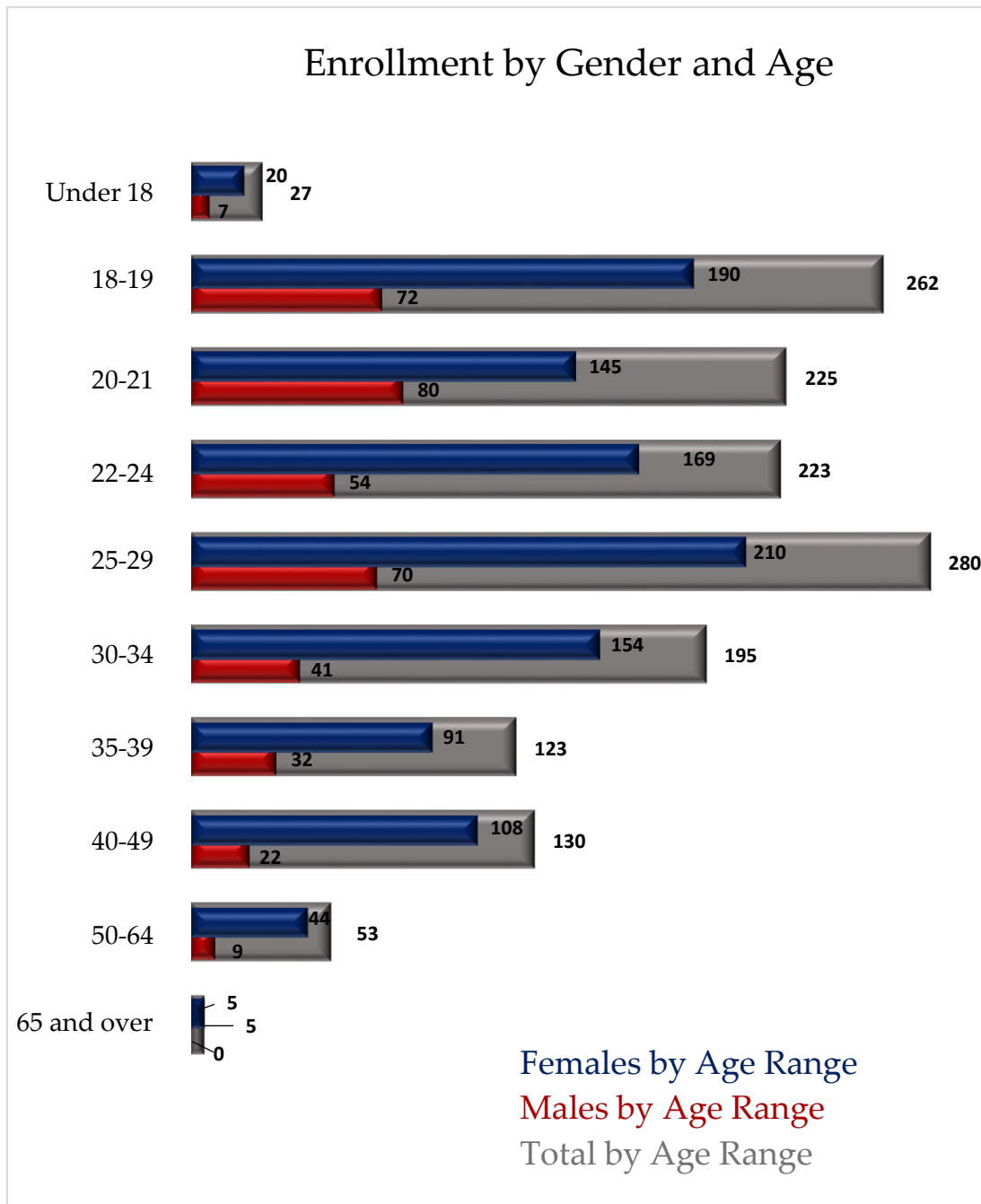


Enrollment by Gender and Enrollment Status					
Enroll Status	Male	Female	Unknown	Total	%
First-Time Entering Student	21	34	0	55	3.6%
First-Year Continuing Student	200	626	0	826	54.2%
First-Time Entering Transfer Student	19	56	0	75	4.9%
Continuing Student	32	125	0	157	10.3%
Readmitted Student	15	87	0	102	6.7%
Unclassified Pre-Baccalaureate	23	61	1	85	5.6%
Unclassified-Post Baccalaureate	13	33	0	46	3.0%
High School Student	1	8	0	9	0.6%
Undergraduate Transfer Transient	63	106	0	169	11.1%
Totals	387	1,136	1	1,524	100.0%



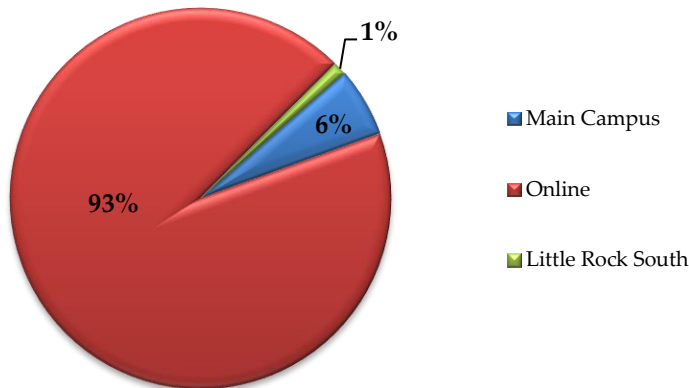
Enrollment by Gender and Age

Age Range	Male	Female	Total
Under 18	7	20	27
18-19 years of age	72	190	262
20-21 years of age	80	145	225
22-24 years of age	54	169	223
25-29 years of age	70	210	280
30-34 years of age	41	154	195
35-39 years of age	32	91	123
40-49 years of age	22	108	130
50-64 years of age	9	44	53
65 and over	0	5	5
Total	387	1,136	1,523

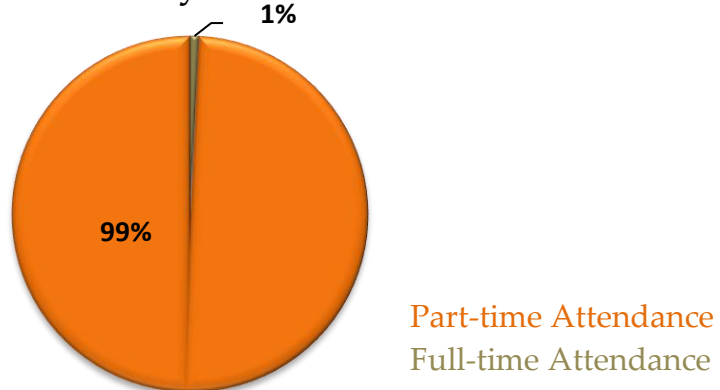


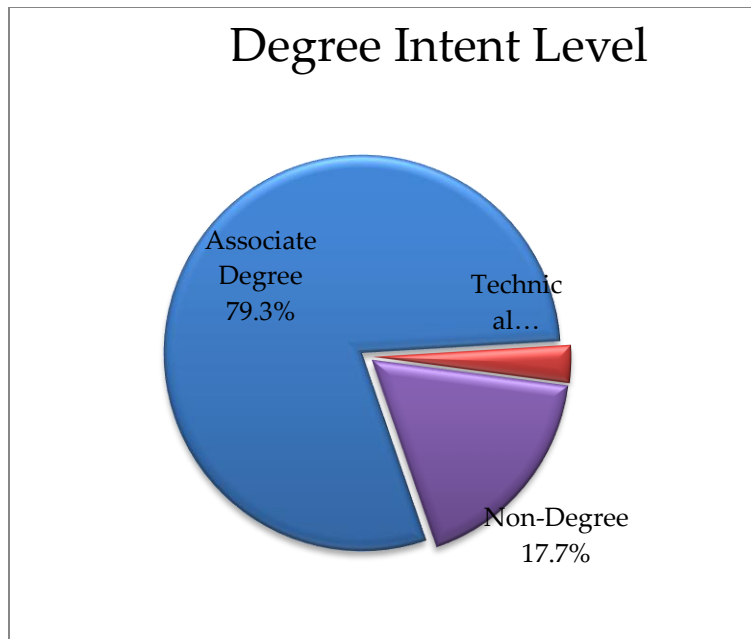
Enrollment by Location									
Site Location	2019 # of Sections	2020 # of Sections	2019 Sections %	2020 Sections %	2019 SSCH	2020 SSCH	Difference 2019-2020	2019 SSCH %	2020 SSCH %
Main Campus	62	15	32.8%	8.1%	2,028	434	-78.6%	19.9%	5.9%
Online	105	166	55.6%	89.7%	4,642	6,870	48.0%	45.5%	93.0%
Little Rock South	10	4	5.3%	2.2%	260	82	-68.5%	2.5%	1.1%
Baptist Health Schools-LR	2	0	1.1%	0.0%	124	0	-100.0%	1.2%	0.0%
Aerospace Technology Center	8	0	4.2%	0.0%	353	0	-100.0%	3.5%	0.0%
St. Vincent Infirmary	2	0	1.1%	0.0%	6	0	-100.0%	0.1%	0.0%
TOTAL	189	185	100.0%	100.0%	10,198	7,386	-27.6%	72.7%	100.0%

SSCH by Location



Enrollment by Attendance Status

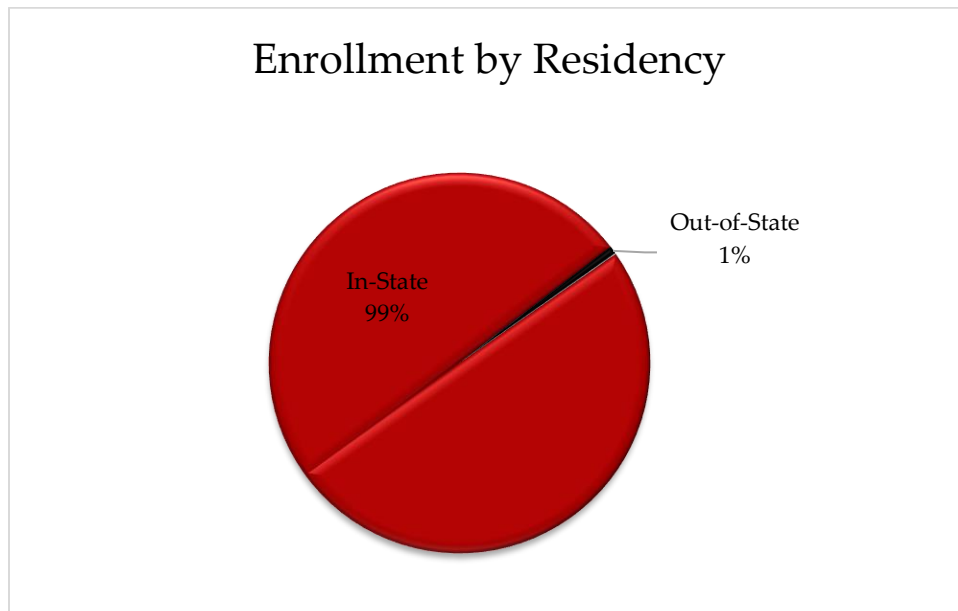




Enrollment by Degree Level				
Degree Intent Level	2019 Total	2019 %	2020 Total	2020 %
Associate Degree	1,041	67.2%	1,209	79.3%
Technical Certificate	85	5.5%	46	3.0%
Certificate of Proficiency	16	1.0%	0	0.0%
Non-Degree	407	26.3%	269	17.7%
Total	1,549	100.0%	1,524	100.0%

Enrollment by Gender and Degree Intent								
Degree Intent	2019 Male	2019 Female	2019 Total	2019%	2020 Male	2020 Female	2020 Total	2020%
Total Degree-Seeking	320	822	1,142	73.7%	298	957	1,255	82.4%
Total Non-Degree Seeking	158	249	407	26.3%	89	179	268	17.6%
Total	478	1,071	1,549	100%	387	1,136	1,523	100%

Enrollment by Residency Status	
State	Total
Alabama	1
Arkansas	1,514
Colorado	1
Florida	1
Kansas	1
Kentucky	1
Oregon	1
Texas	4
Total	1,524



Enrollment by Program				
CIP Code	Program Name	Award	Degree Code	Summer I 2020
<i>School of Fine Arts, Humanities, and Social Sciences</i>				
131206	Education (Active as of 1/30/2015)	AS	3540	50
190706	Early Childhood Development (Active as of 5/1/1997)	AAS	0310	8
190706	Early Childhood Development (Active as of 7/1/1995)	TC	4495	0
190706	Early Childhood Development (Active as of 7/1/1995)	CP	4919	0
240101	Liberal Arts & Sciences (Active as of 2/1/2002)	AS	1090	716
240101	General Education (Active as of 4/1/1994)	AA	0050	62
240101	General Studies (Active as of 2/3/2006)	CGS	0910	0
240102	General Studies (Active as of 4/27/2007)	AGS	0900	2
SoFAHS Totals				838
<i>School of Science, Mathematics, and Allied Health</i>				
510000	Allied Health (Active as of 1/29/2010)	AAS	3106	0
510000	Pre-Healthcare Studies (Active as of 2/1/2013)	TC	2510	9
510000	Pre-Healthcare Studies (Active as of 2/1/2013)	CP	1510	0
510601	Dental Assisting (Active)	TC	4455	1
510707	Health Information Technology (Active as of 4/19/2019)	AAS	0675	53
510803	Occupational Therapy Assistant (Active as of 10/1/1998)	AAS	0725	0
510904	Emergency Medical Science (Active as of 4/20/2018)	AS	0470	23
510904	Emergency Medical Sciences - Paramedic (Active as of 4/20/2018)	TC	4520	0
510904	Emergency Medical Technology (Active as of 4/19/2019)	CP	0186	0
510908	Respiratory Therapy (Active as of 2/1/1999)	AAS	0815	23

CIP Code	Program Name	Award	Degree Code	Summer I 2020
510909	Surgical Technology (Active as of 4/19/2019)	AAS	0835	2
513901	Practical Nursing (Active)	TC	4660	27
513902	Nursing Assistant (Active as of 2/1/2008)	CP	0266	0
SoSMA Totals				138
School of Technical and Professional Studies Business and Information Technology				
015000	Technology & Engineering (Active as of 5/1/2015)	AS	3487	29
090702	Digital Media Production (Active as of 7/27/2012)	AAS	3395	3
090702	Digital Media Production (Active as of 7/27/2012)	TC	2395	0
090702	Digital Media Production (Active as of 4/19/2019)	CP	5395	0
110101	Computer Information Systems (Active as of 10/1/1994)	AAS	0320	26
110101	Computer Information Systems (Active as of 10/1/1994)	TC	4380	2
110101	Computer Information Systems (Active as of 7/29/2005)	CP	0018	0
111003	Cybersecurity (Active as of 1/25/2019)	TC	1113	0
111003	Cybersecurity (Active as of 1/25/2019)	CP	0125	0
220301	Legal Secretarial (Active as of 4/1/1996)	TC	4705	0
220302	Paralegal Technology (Active as of 5/1/1997)	AAS	0610	10
220302	Paralegal Technology (Active as of 1/27/2017)	TC	0612	0
220302	Paralegal Technology (Active as of 1/27/2017)	CP	0611	0
510710	Medical Office Technology (Active as of 2/1/2013)	TC	2517	6
510710	Medical Office Technology (Active as of 4/19/2019)	CP	0131	0
520101	Business (Active as of 4/30/2010)	AS	0308	101

CIP Code	Program Name	Award	Degree Code	Summer I 2020
520201	Business (Active as of 10/1/1993)	AAS	0730	31
520204	Office Supervision Management (Active as of 1/27/2017)	TC	4773	0
520204	Office Supervision Management (Active as of 1/27/2017)	CP	4772	0
520301	Accounting (Active as of 10/1/1993)	TC	4260	0
520302	Accounting Technology (Active as of 2/2/2007)	CP	0045	0
520408	Office Technology (Active as of 10/1/1993)	TC	4650	0
520408	Office Technology (Active as of 2/2/2007)	CP	4383	0
520701	Entrepreneurship (Active as of 4/27/2012)	TC	2520	0
520701	Entrepreneurship (Active as of 5/1/2015)	CP	1520	0
SoTaPS, BIT Totals				208
<i>School of Technical and Professional Studies Culinary Arts and Hospitality</i>				
120501	Basic Baking (Active as of 7/26/2013)	CP	1120	0
120501	Basic Pastry Techniques (Active as of 7/26/2013)	CP	1585	0
120501	Cake Decorating (Active as of 7/26/2013)	CP	1586	0
120501	Baking and Pastry (Active as of 10/27/2006)	TC	4585	0
120501	Baking and Pastry Arts (Active as of 2/4/2011)	AAS	5585	9
120502	Hospitality and Bar Operations (Active as of 4/19/2019)	CP	0502	0
120503	Culinary Arts (Active as of 10/27/2006)	TC	4580	0
120503	Basic Food Preparation (Active as of 7/26/2013)	CP	4581	0
120503	Dietary Management (Active as of 4/19/2019)	CP	4582	0
120503	Dietary Management (Active as of 4/19/2019)	TC	4586	0

CIP Code	Program Name	Award	Degree Code	Summer I 2020
120503	Culinary Arts (Active as of 10/27/2006)	AAS	4590	13
120504	Restaurant Operations (Active as of 7/26/2013)	CP	1668	0
120599	Professional Studies of Spirits & Mixology (Active as of 7/26/2013)	CP	1836	0
120599	Wine & Spirit Studies (Active as of 7/26/2013)	CP	1837	0
520901	Hospitality Management (Active as of 5/1/2015)	TC	1665	0
520901	Hospitality and Tourism (Active as of 7/26/2013)	CP	1667	0
520901	Food Purchasing (Active as of 7/26/2013)	CP	1669	0
520901	Hospitality Management (Active as of 2/1/2008)	AAS	3665	14
520901	Resort Management (Active as of 4/28/2020)	TC	2050	0
520901	Resort Management (Active as of 4/28/2020)	CP	0685	0
SoTaPS, CAH Totals				36
<i>School of Technical and Professional Studies Technical Sciences</i>				
120401	Cosmetology (Active as of 4/30/2004)	TC	4420	0
120401	Hair Care (Active as of 4/24/2020)	CP	3420	0
120410	Nail Technology (Active as of 11/4/2005)	TC	4315	0
120410	Nail Care & Skin Care (Active as of 4/24/2020)	CP	1385	0
120413	Cosmetology Instruction (Active as of 11/4/2005)	TC	4421	1
150613	Automated Manufacturing Systems Technology (Active as of 1/27/2017)	AAS	0635	0
150613	Automated Manufacturing Systems Technology (Active as of 1/27/2017)	TC	0634	0
150613	Manufacturing Systems (Active as of 1/27/2017)	CP	0630	0
150613	Mechanical Systems (Active as of 1/27/2017)	CP	4311	0

CIP Code	Program Name	Award	Degree Code	Summer I 2020
150613	Electrical Systems (Active as of 1/27/2017)	CP	4501	0
150613	Automated Processes (Active as of 1/27/2017)	CP	4771	0
151001	Construction Management Technology (Active as of 4/25/2003)	AAS	0271	3
151001	Construction Management (Active as of 1/27/2017)	TC	0273	0
151001	Construction Management (Active as of 1/27/2017)	CP	0272	0
151202	Applied Electronics Technology (Active as of 7/1/1993)	AAS	0350	0
151202	Applied Electronics (Active as of 7/28/2017)	TC	0352	0
151202	Applied Electronics (Active as of 7/28/2017)	CP	0351	0
151301	Drafting & Design Technology (Active as of 4/1/1995)	AAS	0397	0
151301	Drafting & Design Technology (Active as of 4/1/1995)	TC	4490	0
151301	Drafting & Design (Active as of 4/22/2016)	CP	1153	0
299999	Military Technologies (Active as of 8/3/2007)	AAS	3456	0
309999	General Technology (Active as of 4/1/1995)	AAS	0517	30
470201	Heating, Ventilation, Air Conditioning, & Refrigeration (Active as of 5/1/1997)	AAS	0525	1
470201	Heating, Ventilation, Air Conditioning, & Refrigeration (Active)	TC	4310	0
470201	Heating, Ventilation, Air Conditioning, & Refrigeration (Active as of 7/28/2017)	CP	0115	0
470603	Collision Repair Technology (Active)	TC	4330	0
470603	Auto Painting (Active as of 1/27/2017)	CP	1470	0
470603	Auto Body and Frame Alignment (Active as of 1/27/2017)	CP	1471	0
470603	Damage Analysis and Estimation (Active as of 2/2/2007)	CP	0316	0
470604	Automotive Service Technology (Active)	TC	4355	0

CIP Code	Program Name	Award	Degree Code	Summer I 2020
470605	Diesel Technology (Active)	TC	4460	0
470605	Power Sports & Equipment Technology (Active)	TC	4870	0
470606	Power Equipment Technology (Active as of 4/22/2016)	CP	4871	0
470607	Aviation Maintenance Airframe (Active)	TC	0014	0
470608	Aviation Maintenance (Active)	AAS	0240	0
470608	Aviation Maintenance Powerplant (Active)	TC	4360	0
470611	Power Sports Technology (Active as of 4/22/2016)	CP	4872	0
470613	Tractor and Trailer Servicing (Active as of 2/2/2007)	CP	0321	0
470614	Alternative Fuels (Active as of 2/2/2007)	CP	4469	0
470699	Tire Center Operator (Active as of 2/2/2007)	CP	0331	0
480501	Machine Shop (Active)	TC	4680	0
480501	Machine Shop (Active as of 7/28/2017)	CP	4681	0
480508	Welding Technology (Active)	TC	4900	0
480508	Welding Technology (Active as of 5/1/1997)	CP	0336	0
490205	Tractor and Trailer Operation (Active as of 2/2/2007)	CP	4896	0
<i>SoTaPS, TEC Totals</i>				35
000000	Undeclared		0010	269
	3D Program	CTP	003D	0
<i>Overall Totals</i>				1,524

AA – Associate of Arts

AAS – Associate of Applied Science

AGS – Associate of General Studies

AS – Associate of Science

CGS – Certificate of General Studies

CP – Certificate of Proficiency

TC – Technical Certificate