


UNIVERSITY OF ARKANSAS  
PULASKI TECH

---

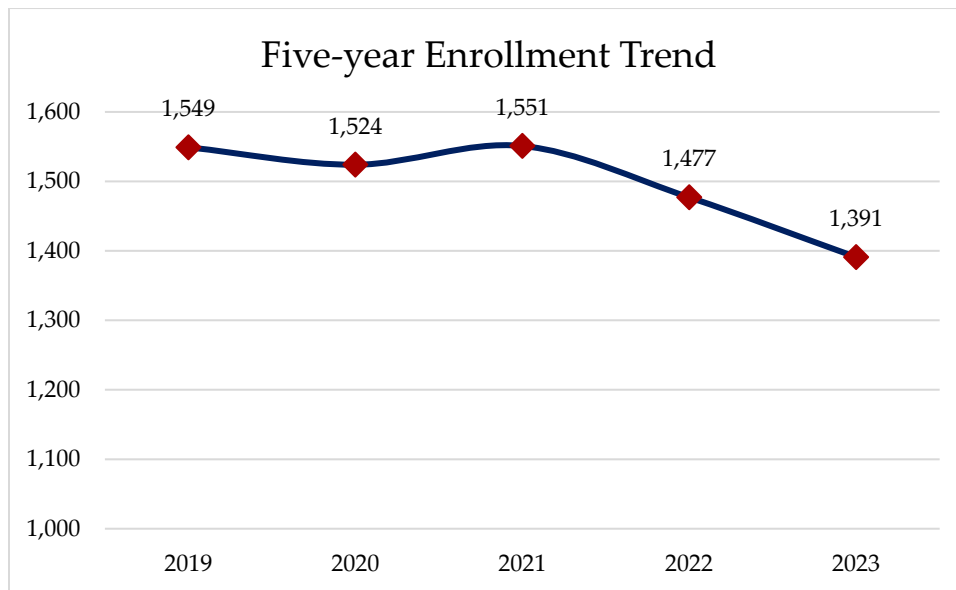
Summer I 2023  
Enrollment Report

---



Credit Enrollment: 1,391  
Total Semester Credit Hours (SSCH): 7,112

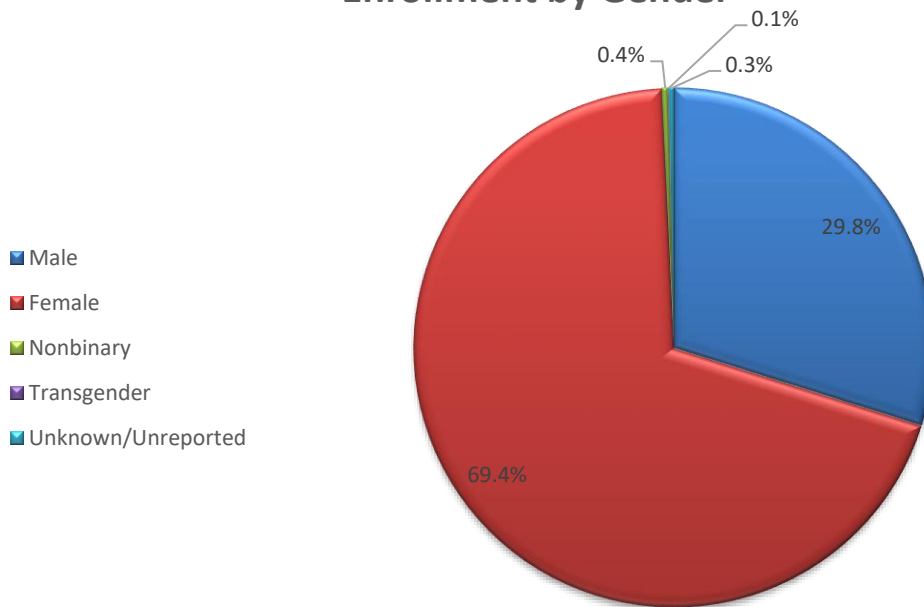
Enrollment, FTE and SSCH Comparison							
	2019	2020	2021	2022	2023	% Change 2022-2023	% Change 2019-2023
Enrollment	1,549	1,524	1,551	1,477	1,391	-5.8%	-10.2%
FTE	1,235	1,231	1,467	1,416	1,185	-16.3%	-4.0%
SSCH	7,413	7,386	8,801	8,495	7,112	-16.3%	-4.1%



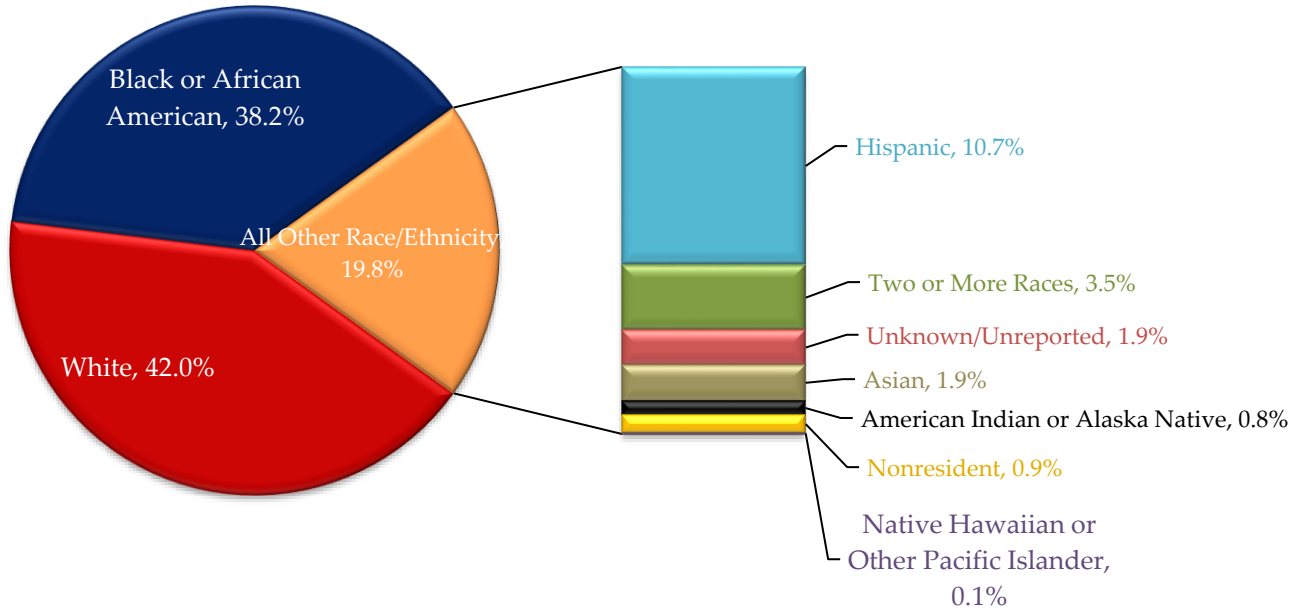
### Enrollment by Gender

Gender	2019	%	2020	%	2021	%	2022	%	2023	%	Difference 2022-2023	Difference 2019-2023
Male	478	31%	387	25%	405	26%	439	29.7%	415	29.8%	-5.47%	-13.18%
Female	1,071	69%	1,136	75%	1,146	74%	1,038	70.3%	966	69.4%	-6.94%	-9.80%
Nonbinary	0	0%	0	0%	0	0%	0	0.0%	5	0.4%	#N/A	#N/A
Transgender	0	0%	0	0%	0	0%	0	0.0%	1	0.1%	#N/A	#N/A
Unknown/Unreported	0	0%	1	0%	0	0%	0	0.0%	4	0.3%	#N/A	#N/A
<b>Total</b>	<b>1,549</b>	<b>100%</b>	<b>1,524</b>	<b>100%</b>	<b>1,551</b>	<b>100%</b>	<b>1,477</b>	<b>100%</b>	<b>1,391</b>	<b>100%</b>	<b>-8.73%</b>	<b>-10.20%</b>

### Enrollment by Gender



## Enrollment by Race & Ethnicity



### Enrollment by Race & Ethnicity Changes

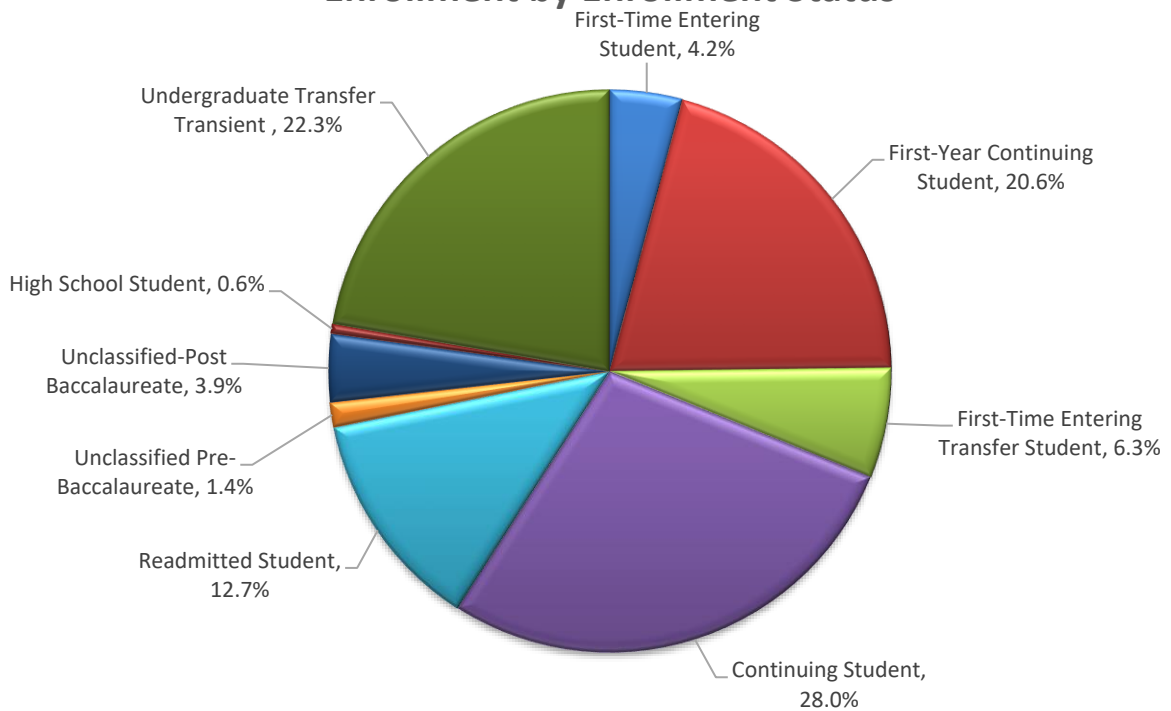
Race/Ethnicity	2019	2020	2021	2022	2023	% Change 2022-2023	% Change 2019-2023
Black	615	614	630	579	531	-8.3%	-13.7%
White	728	687	683	653	584	-10.6%	-19.8%
Hispanic or Latino	48	51	73	113	149	31.9%	210.4%
Other	158	172	165	132	127	-3.8%	-19.6%
Total	1549	1524	1551	1477	1391	-5.8%	-10.2%

## Average Student Age: 26

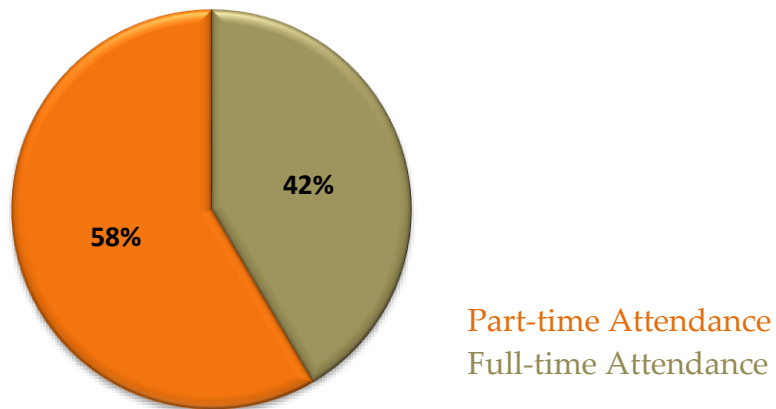
<b>Summer I Enrollment by Age Comparisons</b>						
Age Range	2019	2020	2021	2022	2023	One-year Difference
Under 18	109	27	22	18	14	-22.2%
18-19 years of age	360	262	297	322	305	-5.3%
20-21 years of age	219	225	285	264	324	22.7%
22-24 years of age	210	223	196	203	183	-9.9%
25-29 years of age	217	280	251	232	211	-9.1%
30-34 years of age	141	195	176	166	145	-12.7%
35-39 years of age	102	123	123	121	81	-33.1%
40-49 years of age	121	130	131	99	89	-10.1%
50-64 years of age	65	53	59	45	35	-22.2%
65 and over	5	5	11	7	4	-42.9%
<b>Total</b>	<b>1,549</b>	<b>1,523</b>	<b>1,551</b>	<b>1,477</b>	<b>1,391</b>	<b>-5.8%</b>

<b>Enrollment by Enrollment Status</b>								
Enroll Status	2021		2022		2023		2021 to 2023 Change	2022 to 2023 Change
First-Time Entering Student	67	4.3%	53	3.6%	58	4.2%	-13.4%	9.4%
First-Year Continuing Student	452	29.1%	321	21.7%	287	20.6%	-36.5%	-10.6%
First-Time Entering Transfer Student	71	4.6%	91	6.2%	88	6.3%	23.9%	-3.3%
Continuing Student	487	31.4%	464	31.4%	389	28.0%	-20.1%	-16.2%
Readmitted Student	135	8.7%	197	13.3%	177	12.7%	31.1%	-10.2%
Unclassified Pre-Baccalaureate	80	5.2%	56	3.8%	20	1.4%	-75.0%	-64.3%
Unclassified-Post Baccalaureate	50	3.2%	37	2.5%	54	3.9%	8.0%	45.9%
High School Student	11	0.7%	10	0.7%	8	0.6%	-27.3%	-20.0%
Undergraduate Transfer Transient	198	12.8%	248	16.8%	310	22.3%	56.6%	25.0%
<b>Totals</b>	<b>1551</b>	<b>100.0%</b>	<b>1477</b>	<b>100.0%</b>	<b>1,391</b>	<b>100.0%</b>	<b>-10.3%</b>	<b>-5.8%</b>

### Enrollment by Enrollment Status

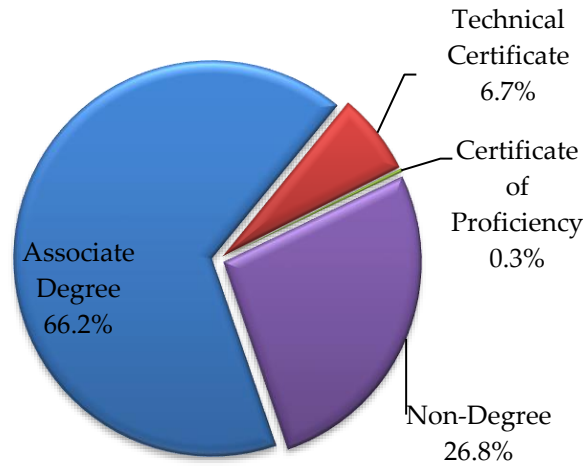


### Enrollment by Attendance Status



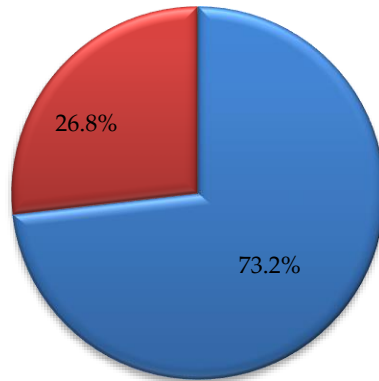
Enrollment by Degree Level					
Degree Intent Level	2022 Total	2022 %	2023 Total	2023 %	1-YR Change
Associate Degree	1,057	71.6%	921	66.2%	-12.9%
Technical Certificate	94	6.4%	93	6.7%	-1.1%
Certificate of Proficiency	8	0.5%	4	0.3%	-50.0%
Non-Degree	318	21.5%	373	26.8%	17.3%
Total	1,477	100.0%	1,391	100.0%	-46.6%

### Degree Intent Level



Enrollment by Degree Intent				
Degree Intent	2022 Total	2022%	2023 Total	2023%
Total Degree-Seeking	1,159	78.5%	1,018	73.2%
Total Non-Degree Seeking	318	21.5%	373	26.8%
Total	1,477	100%	1,391	100%

### Enrollment by Degree Intent



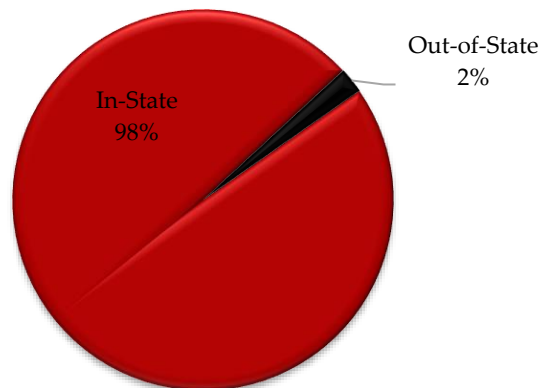
Total Degree Seeking  
Total Non-Degree Seeking

Enrollment by Location						
Site Location	2022 # of Sections	2023 # of Sections	1-YR Change	2022 Duplicated Enrollment	2023 Duplicated Enrollment	1-YR Change
Main Campus	42	20	-52.4%	362	210	-42.0%
Online	168	150	-10.7%	2,295	2,299	0.2%
Little Rock South	12	5	-58.3%	63	35	-44.4%
Aerospace Technology Center	10	12	20.0%	77	83	7.8%
Business and Industry Center	#N/A	2	#N/A	#N/A	2	#N/A
<b>TOTAL</b>	<b>232</b>	<b>189</b>	<b>-18.5%</b>	<b>2,797</b>	<b>2,629</b>	<b>-6.0%</b>



Enrollment by Residency Status	
State	Total
Arkansas	1,361
California	1
Florida	2
Georgia	1
Kansas	1
Michigan	1
Missouri	1
North Carolina	1
Oklahoma	1
Tennessee	3
Texas	16
Wisconsin	1
Foreign Country	1
Total	1,391

### Enrollment by Residency



<b>Enrollment by Program</b>				
<b>CIP Code</b>	<b>Program Name</b>	<b>Award</b>	<b>Degree Code</b>	<b>Summer I 2023</b>
<i>School of Fine Arts, Humanities, and Social Sciences</i>				
131206	Education (Active as of 1/30/2015)	AS	3540	21
190706	Early Childhood Development (Active as of 5/1/1997)	AAS	0310	10
190706	Early Childhood Development (Active as of 7/1/1995)	TC	4495	0
190706	Early Childhood Development (Active as of 7/1/1995)	CP	4919	0
240101	Liberal Arts & Sciences (Active as of 2/1/2002)	AS	1090	609
240101	General Education (Active as of 4/1/1994)	AA	0050	4
240101	General Studies (Active as of 2/3/2006)	CGS	0910	0
240102	General Studies (Active as of 4/27/2007)	AGS	0900	5
<b>SoFAHS Totals</b>				<b>649</b>
<i>School of Science, Mathematics, and Allied Health</i>				
510000	Allied Health (Active as of 1/29/2010)	AAS	3106	3
510000	Pre-Healthcare Studies (Active as of 2/1/2013)	TC	2510	62
510000	Pre-Healthcare Studies (Active as of 2/1/2013)	CP	1510	0
510601	Dental Assisting (Active)	TC	4455	1
510707	Health Information Technology (Active as of 4/19/2019)	AAS	0675	2
510803	Occupational Therapy Assistant (Active as of 10/1/1998)	AAS	0725	3
510904	Emergency Medical Science (Active as of 4/20/2018)	AS	0470	16
510904	Emergency Medical Sciences - Paramedic (Active as of 4/20/2018)	TC	4520	1
510904	Emergency Medical Technology (Active as of 4/19/2019)	CP	0186	4
510908	Respiratory Therapy (Active as of 2/1/1999)	AAS	0815	17

CIP Code	Program Name	Award	Degree Code	Summer I 2023
510909	Surgical Technology (Active as of 4/19/2019)	AAS	0835	0
512603	Medication Assistant (Active as of 8/23/2021)	CP	0256	0
513901	Practical Nursing (Active)	TC	4660	3
513902	Nursing Assistant (Active as of 2/1/2008)	CP	0266	0
<b>SoSMA Totals</b>				<b>112</b>
<b>School of Technical and Professional Studies Business and Information Technology</b>				
015000	Technology & Engineering (Active as of 5/1/2015)	AS	3487	37
090702	Digital Media Production (Active as of 7/27/2012)	AAS	3395	9
090702	Digital Media Production (Active as of 7/27/2012)	TC	2395	0
090702	Digital Media Production (Active as of 4/19/2019)	CP	5395	0
110101	Computer Information Systems (Active as of 10/1/1994)	AAS	0320	23
110101	Computer Information Systems (Active as of 10/1/1994)	TC	4380	0
110101	Computer Information Systems (Active as of 7/29/2005)	CP	0018	0
111003	Cybersecurity (Active as of 1/25/2019)	TC	1113	1
111003	Cybersecurity (Active as of 1/25/2019)	CP	0125	0
220302	Paralegal Technology (Active as of 5/1/1997)	AAS	0610	1
220302	Paralegal Technology (Active as of 1/27/2017)	TC	0612	1
220302	Paralegal Technology (Active as of 1/27/2017)	CP	0611	0
510710	Medical Office Technology (Active as of 2/1/2013)	TC	2517	6
510710	Medical Office Technology (Active as of 4/19/2019)	CP	0131	0
520101	Business (Active as of 4/30/2010)	AS	0308	65

CIP Code	Program Name	Award	Degree Code	Summer I 2023
520201	Business (Active as of 10/1/1993)	AAS	0730	23
520204	Office Supervision Management (Active as of 1/27/2017)	TC	4773	0
520204	Office Supervision Management (Active as of 1/27/2017)	CP	4772	0
520301	Accounting (Active as of 10/1/1993)	TC	4260	0
520302	Accounting Technology (Active as of 2/2/2007)	CP	0045	0
520408	Office Technology (Active as of 10/1/1993)	TC	4650	0
520408	Office Technology (Active as of 2/2/2007)	CP	4383	0
520701	Entrepreneurship (Active as of 4/27/2012)	TC	2520	0
520701	Entrepreneurship (Active as of 5/1/2015)	CP	1520	0
521499	Entrepreneurship (Active as of 8/23/2021)	TC	2955	0
<b>SoTaPS, BIT Totals</b>				<b>166</b>
<b>School of Technical and Professional Studies Culinary Arts and Hospitality</b>				
120501	Basic Pastry Techniques (Active as of 7/26/2013)	CP	1585	0
120501	Cake Decorating (Active as of 7/26/2013)	CP	1586	0
120501	Baking and Pastry (Active as of 10/27/2006)	TC	4585	0
120501	Baking and Pastry Arts (Active as of 2/4/2011)	AAS	5585	8
120502	Hospitality and Bar Operations (Active as of 4/19/2019)	CP	0502	0
120503	Culinary Arts (Active as of 10/27/2006)	TC	4580	0
120503	Basic Food Preparation (Active as of 7/26/2013)	CP	4581	0
120503	Dietary Management (Active as of 4/19/2019)	CP	4582	0
120503	Dietary Management (Active as of 4/19/2019)	TC	4586	0

CIP Code	Program Name	Award	Degree Code	Summer I 2023
120503	Culinary Arts (Active as of 10/27/2006)	AAS	4590	14
120504	Restaurant Operations (Active as of 7/26/2013)	CP	1668	0
470607	TC Aviation Maintenance Airframe (Active)	TC	0014	1
520901	Hospitality Management (Active as of 5/1/2015)	TC	1665	0
520901	Hospitality and Tourism (Active as of 7/26/2013)	CP	1667	0
520901	Food Purchasing (Active as of 7/26/2013)	CP	1669	0
520901	Hospitality Management (Active as of 2/1/2008)	AAS	3665	4
520901	Resort Management (Active as of 4/28/2020)	TC	2050	0
520901	Resort Management (Active as of 4/28/2020)	CP	0665	0
<b><i>SoTaPS, CAH Totals</i></b>				<b>27</b>
<b><i>School of Technical and Professional Studies Technical Sciences</i></b>				
120401	Cosmetology (Active as of 4/30/2004)	TC	4420	0
120401	Hair Care (Active as of 4/24/2020)	CP	3420	0
120410	Nail Technology (Active as of 11/4/2005)	TC	4315	0
120410	Nail Care & Skin Care (Active as of 4/24/2020)	CP	1385	0
120413	Cosmetology Instruction (Active as of 11/4/2005)	TC	4421	0
150613	Automated Manufacturing Systems Technology (Active as of 1/27/2017)	AAS	0635	0
150613	Automated Manufacturing Systems Technology (Active as of 1/27/2017)	TC	0634	0
150613	Manufacturing Systems (Active as of 1/27/2017)	CP	0630	0
150613	Mechanical Systems (Active as of 1/27/2017)	CP	4311	0
150613	Electrical Systems (Active as of 1/27/2017)	CP	4501	0

CIP Code	Program Name	Award	Degree Code	Summer I 2023
150613	Automated Processes (Active as of 1/27/2017)	CP	4771	0
151001	Construction Management Technology (Active as of 4/25/2003)	AAS	0271	0
151001	Construction Management (Active as of 1/27/2017)	TC	0273	0
151001	Construction Management (Active as of 1/27/2017)	CP	0272	0
151202	Applied Electronics Technology (Active as of 7/1/1993)	AAS	0350	1
151202	Applied Electronics (Active as of 7/28/2017)	TC	0352	0
151202	Applied Electronics (Active as of 7/28/2017)	CP	0351	0
151301	Drafting & Design Technology (Active as of 4/1/1995)	AAS	0397	1
151301	Drafting & Design Technology (Active as of 4/1/1995)	TC	4490	0
151301	Drafting & Design (Active as of 4/22/2016)	CP	1153	0
309999	General Technology (Active as of 4/1/1995)	AAS	0517	10
470201	Heating, Ventilation, Air Conditioning, & Refrigeration (Active as of 5/1/1997)	AAS	0525	3
470201	Heating, Ventilation, Air Conditioning, & Refrigeration (Active)	TC	4310	1
470201	Heating, Ventilation, Air Conditioning, & Refrigeration (Active as of 7/28/2017)	CP	0115	0
470603	Collision Repair Technology (Active)	TC	4330	2
470603	Auto Painting (Active as of 1/27/2017)	CP	1470	0
470603	Auto Body and Frame Alignment (Active as of 1/27/2017)	CP	1471	0
470603	Damage Analysis and Estimation (Active as of 2/2/2007)	CP	0316	0
470604	Automotive Service Technology (Active)	TC	4355	0
470605	Diesel Technology (Active)	TC	4460	12
470607	Aviation Maintenance Airframe (Active)	TC	0014	0

CIP Code	Program Name	Award	Degree Code	Summer I 2023
470608	Aviation Maintenance (Active)	AAS	0240	32
470608	Aviation Maintenance Powerplant (Active)	TC	4360	0
470613	Tractor and Trailer Servicing (Active as of 2/2/2007)	CP	0321	0
480501	Machine Shop (Active)	TC	4680	0
480501	Machine Shop (Active as of 7/28/2017)	CP	4681	0
480508	Welding Technology (Active)	TC	4900	2
480508	Welding Technology (Active as of 5/1/1997)	CP	0336	0
490205	Tractor and Trailer Operation (Active as of 2/2/2007)	CP	4896	0
<b><i>SoTaPS, TEC Totals</i></b>				<b>64</b>
000000	Undeclared		0010	373
	3D Program	CTP	003D	0
<b><i>Overall Totals</i></b>				<b>1,391</b>

CC = Certificate of Completion  
 CP = Certificate of Proficiency  
 CGS = Certificate of General Studies  
 TC = Technical Certificate  
 AA = Associate of Arts  
 AAS = Associate of Applied Sciences  
 AGS = Associate of General Studies  
 AS = Associate of Science