

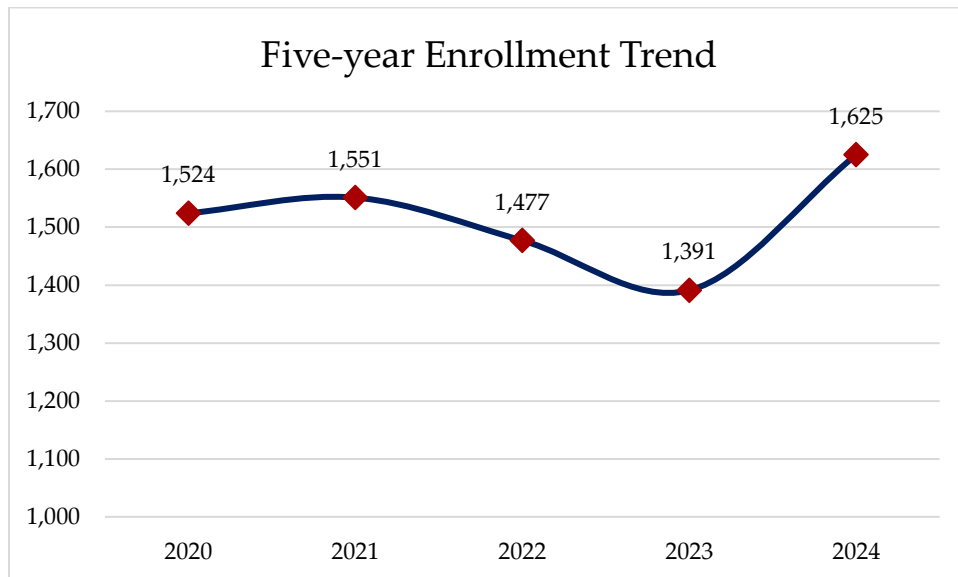
UNIVERSITY OF ARKANSAS
PULASKI TECH

Summer I 2024
Enrollment Report



Credit Enrollment: 1,625
Total Semester Credit Hours (SSCH): 8,719

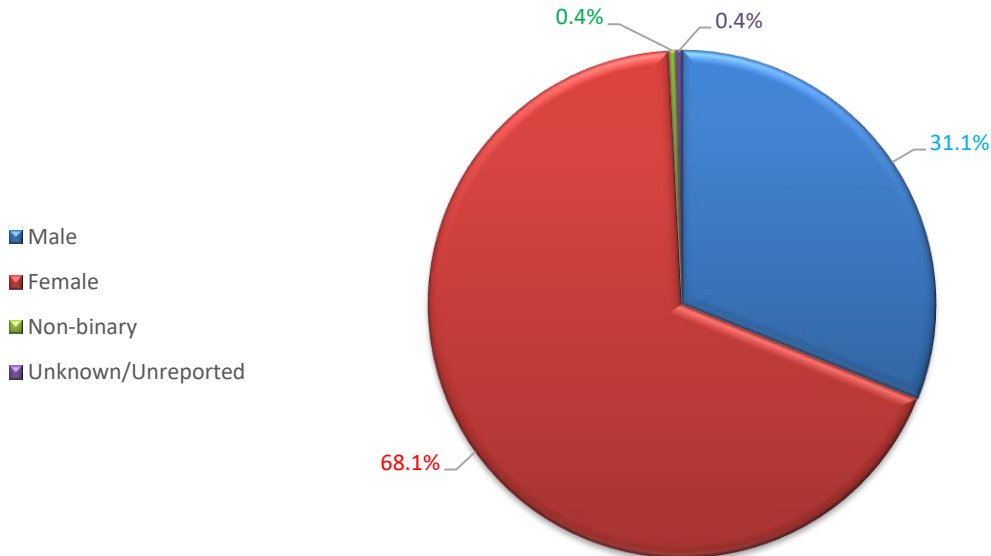
| Enrollment, FTE and SSCH Comparison | | | | | | | |
|-------------------------------------|-------|-------|-------|-------|-------|-----------------------|-----------------------|
| | 2020 | 2021 | 2022 | 2023 | 2024 | % Change 2023-2024 | % Change 2020-2024 |
| Enrollment | 1,524 | 1,551 | 1,477 | 1,391 | 1,625 | 16.8% | 6.6% |
| FTE | 1,231 | 1,467 | 1,416 | 1,185 | 1,453 | 22.6% | 18.0% |
| SSCH | 7,386 | 8,801 | 8,495 | 7,112 | 8,719 | 22.6% | 18.0% |



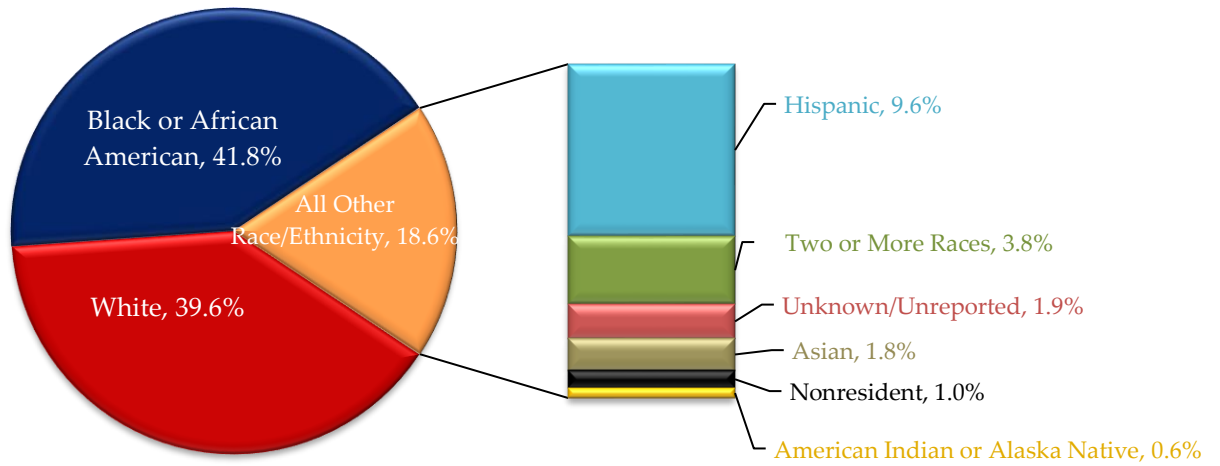
Enrollment by Gender

| Gender | 2020 | % | 2021 | % | 2022 | % | 2023 | % | 2024 | % | Difference 2023-2024 | Difference 2020-2024 |
|--------------------|--------------|-------------|--------------|-------------|--------------|-------------|--------------|-------------|--------------|-------------|-------------------------|-------------------------|
| Male | 387 | 25% | 405 | 26% | 439 | 30% | 415 | 29.8% | 505 | 31.1% | 21.7% | 30.5% |
| Female | 1,136 | 75% | 1,146 | 74% | 1,038 | 70% | 966 | 69.4% | 1,107 | 68.1% | 14.6% | -2.6% |
| Non-binary | 0 | 0% | 0 | 0% | 0 | 0% | 6 | 0.4% | 7 | 0.4% | 16.7% | N/A |
| Unknown/Unreported | 1 | 0% | 0 | 0% | 0 | 0% | 4 | 0.3% | 6 | 0.4% | 50.0% | 500.0% |
| Total | 1,524 | 100% | 1,551 | 100% | 1,477 | 100% | 1,391 | 100% | 1,625 | 100% | 4.8% | 6.6% |

Enrollment by Gender



Enrollment by Race & Ethnicity



Enrollment by Race & Ethnicity Changes

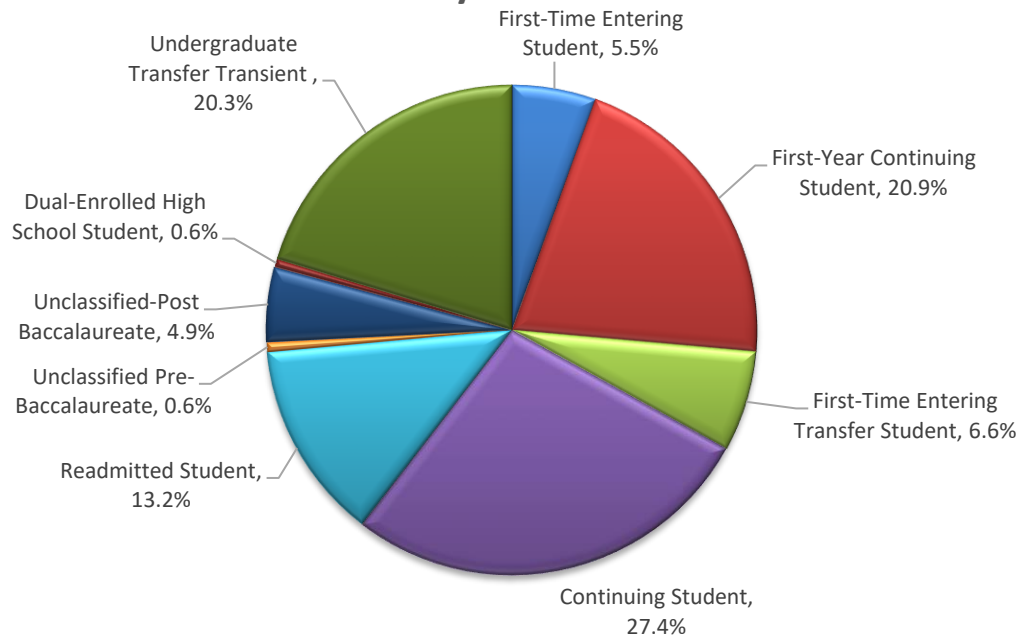
| Race/Ethnicity | 2020 | 2021 | 2022 | 2023 | 2024 | % Change 2023-2024 | % Change 2020-2024 |
|--------------------|------|------|------|------|------|--------------------|--------------------|
| Black | 614 | 630 | 579 | 531 | 679 | 27.9% | 10.6% |
| White | 687 | 683 | 653 | 584 | 643 | 10.1% | -6.4% |
| Hispanic or Latino | 51 | 73 | 113 | 149 | 156 | 4.7% | 205.9% |
| Other | 172 | 165 | 132 | 127 | 147 | 15.7% | -14.5% |
| Total | 1524 | 1551 | 1477 | 1391 | 1625 | 16.8% | 6.6% |

Average Student Age: 27

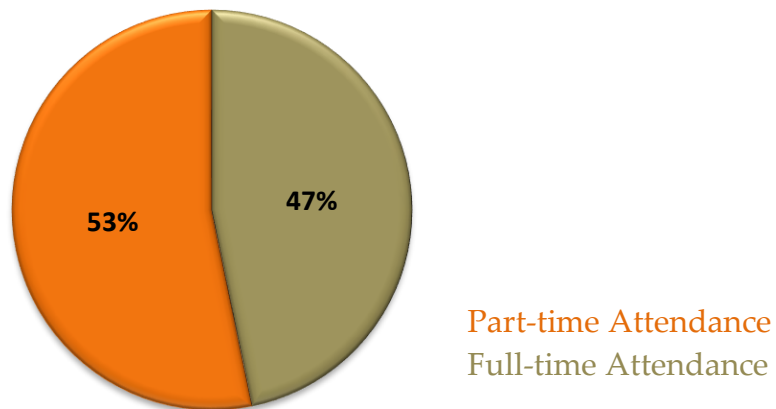
| Summer I Enrollment by Age Comparisons | | | | | | |
|---|--------------|--------------|--------------|--------------|--------------|---------------------|
| Age Range | 2020 | 2021 | 2022 | 2023 | 2024 | One-year Difference |
| Under 18 | 27 | 22 | 18 | 14 | 19 | 35.7% |
| 18-19 years of age | 262 | 297 | 322 | 305 | 317 | 3.9% |
| 20-21 years of age | 225 | 285 | 264 | 324 | 338 | 4.3% |
| 22-24 years of age | 223 | 196 | 203 | 183 | 228 | 24.6% |
| 25-29 years of age | 280 | 251 | 232 | 211 | 255 | 20.9% |
| 30-34 years of age | 195 | 176 | 166 | 145 | 199 | 37.2% |
| 35-39 years of age | 123 | 123 | 121 | 81 | 118 | 45.7% |
| 40-49 years of age | 130 | 131 | 99 | 89 | 105 | 18.0% |
| 50-64 years of age | 53 | 59 | 45 | 35 | 42 | 20.0% |
| 65 and over | 5 | 11 | 7 | 4 | 4 | 0.0% |
| Total | 1,523 | 1,551 | 1,477 | 1,391 | 1,625 | 16.8% |

| Enrollment by Enrollment Status | | | | | | | | |
|--|-------------|---------------|-------------|---------------|--------------|---------------|--------------|--------------|
| Enroll Status | 2022 | | 2023 | | 2024 | | 2022 to | 2023 to |
| | | | | | | | 2024 | 2024 |
| | | | | | | | Change | Change |
| First-Time Entering Student | 53 | 3.6% | 58 | 4.2% | 90 | 5.5% | 69.8% | 55.2% |
| First-Year Continuing Student | 321 | 21.7% | 287 | 20.6% | 339 | 20.9% | 5.6% | 18.1% |
| First-Time Entering Transfer Student | 91 | 6.2% | 88 | 6.3% | 108 | 6.6% | 18.7% | 22.7% |
| Continuing Student | 464 | 31.4% | 389 | 28.0% | 445 | 27.4% | -4.1% | 14.4% |
| Readmitted Student | 197 | 13.3% | 177 | 12.7% | 214 | 13.2% | 8.6% | 20.9% |
| Unclassified Pre-Baccalaureate | 56 | 3.8% | 20 | 1.4% | 10 | 0.6% | -82.1% | -50.0% |
| Unclassified-Post Baccalaureate | 37 | 2.5% | 54 | 3.9% | 80 | 4.9% | 116.2% | 48.1% |
| Dual-Enrolled High School Student | 10 | 0.7% | 8 | 0.6% | 9 | 0.6% | -10.0% | 12.5% |
| Undergraduate Transfer Transient | 248 | 16.8% | 310 | 22.3% | 330 | 20.3% | 33.1% | 6.5% |
| Totals | 1477 | 100.0% | 1391 | 100.0% | 1,625 | 100.0% | 10.0% | 16.8% |

Enrollment by Enrollment Status

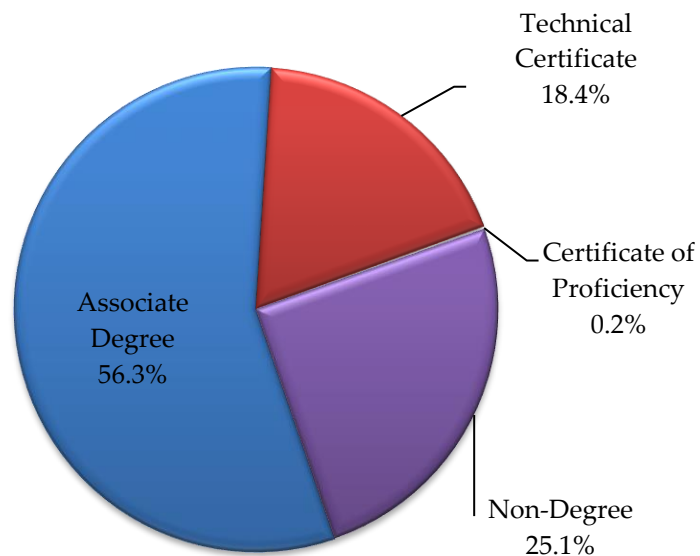


Enrollment by Attendance Status



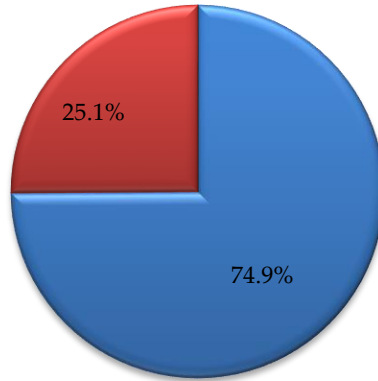
| Enrollment by Degree Level | | | | | |
|----------------------------|------------|--------|------------|--------|-------------|
| Degree Intent Level | 2023 Total | 2023 % | 2024 Total | 2024 % | 1-YR Change |
| Associate Degree | 921 | 66.2% | 915 | 56.3% | -0.7% |
| Technical Certificate | 93 | 6.7% | 299 | 18.4% | 221.5% |
| Certificate of Proficiency | 4 | 0.3% | 3 | 0.2% | -25.0% |
| Non-Degree | 373 | 26.8% | 408 | 25.1% | 9.4% |
| Total | 1,391 | 100.0% | 1,625 | 100.0% | 205.2% |

Degree Intent Level



| Enrollment by Degree Intent | | | | |
|-----------------------------|------------|-------|------------|-------|
| Degree Intent | 2023 Total | 2023% | 2024 Total | 2024% |
| Total Degree-Seeking | 1,018 | 73.2% | 1,217 | 74.9% |
| Total Non-Degree Seeking | 373 | 26.8% | 408 | 25.1% |
| Total | 1,391 | 100% | 1,625 | 100% |

Enrollment by Degree Intent

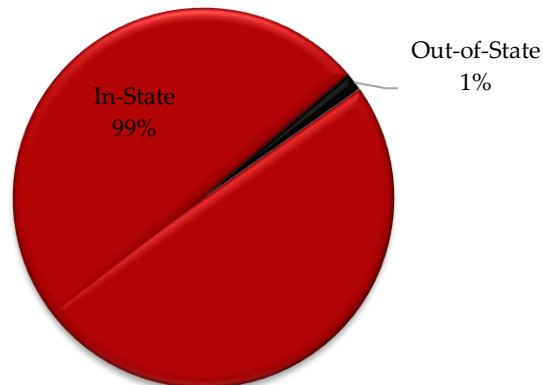


Total Degree Seeking
Total Non-Degree Seeking

| Enrollment by Location | | | | | | |
|---------------------------------|--------------------------|--------------------------|----------------|----------------------------------|----------------------------------|----------------|
| Site Location | 2023 # of Sections | 2024 # of Sections | 1-YR Change | 2023 Duplicated Enrollment | 2024 Duplicated Enrollment | 1-YR Change |
| Main Campus | 20 | 25 | 25.0% | 210 | 309 | 47.1% |
| Online | 150 | 156 | 4.0% | 2,299 | 2,816 | 22.5% |
| Little Rock South | 5 | 2 | -60.0% | 35 | 16 | -54.3% |
| Aerospace Technology Center | 12 | 11 | -8.3% | 83 | 108 | 30.1% |
| Business and Industry Center | 2 | 0 | -100.0% | 2 | 0 | -100.0% |
| TOTAL | 187 | 194 | 3.7% | 2,627 | 3,249 | 23.7% |

| Enrollment by Residency Status | |
|--------------------------------|-------|
| State | Total |
| Arkansas | 1,601 |
| Alabama | 1 |
| Arizona | 1 |
| Colorado | 2 |
| Florida | 2 |
| Georgia | 1 |
| Hawaii | 1 |
| Louisiana | 1 |
| Missouri | 1 |
| Nebraska | 1 |
| Oklahoma | 1 |
| Tennessee | 2 |
| Texas | 10 |
| Total | 1,625 |

Enrollment by Residency



| Enrollment by Program | | | | |
|---|--|--------------|--------------------|----------------------|
| CIP Code | Program Name | Award | Degree Code | Summer I 2024 |
| <i>School of Fine Arts, Humanities, and Social Sciences</i> | | | | |
| 131206 | Education (Active as of 1/30/2015) | AS | 3540 | 27 |
| 190706 | Early Childhood Development (Active as of 5/1/1997) | AAS | 0310 | 15 |
| 190706 | Early Childhood Development (Active as of 7/1/1995) | TC | 4495 | 0 |
| 190706 | Early Childhood Development (Active as of 7/1/1995) | CP | 4919 | 0 |
| 240101 | Liberal Arts & Sciences (Active as of 2/1/2002) | AS | 1090 | 515 |
| 240101 | General Education (Active as of 4/1/1994) | AA | 0050 | 5 |
| 240101 | General Studies (Active as of 2/3/2006) | CGS | 0910 | 0 |
| 240102 | General Studies (Active as of 4/27/2007) | AGS | 0900 | 13 |
| SoFAHS Totals | | | | 575 |
| <i>School of Science, Mathematics, and Allied Health</i> | | | | |
| 510000 | Allied Health (Active as of 1/29/2010) | AAS | 3106 | 1 |
| 510000 | Pre-Healthcare Studies (Active as of 2/1/2013) | TC | 2510 | 239 |
| 510000 | Pre-Healthcare Studies (Active as of 2/1/2013) | CP | 1510 | 1 |
| 510601 | Dental Assisting (Active) | TC | 4455 | 0 |
| 510707 | Health Information Technology (Active as of 4/19/2019) | AAS | 0675 | 22 |
| 510803 | Occupational Therapy Assistant (Active as of 10/1/1998) | AAS | 0725 | 3 |
| 510904 | Emergency Medical Science (Active as of 4/20/2018) | AS | 0470 | 3 |
| 510904 | Emergency Medical Sciences - Paramedic (Active as of 4/20/2018) | TC | 4520 | 15 |
| 510904 | Emergency Medical Technology (Active as of 4/19/2019) | CP | 0186 | 2 |
| 510908 | Respiratory Therapy (Active as of 2/1/1999) | AAS | 0815 | 21 |

| CIP Code | Program Name | Award | Degree Code | Summer I 2024 |
|---|--|-------|-------------|---------------|
| 510909 | Surgical Technology (Active as of 4/19/2019) | AAS | 0835 | 0 |
| 512603 | Medication Assistant (Active as of 8/23/2021) | CP | 0256 | 0 |
| 513901 | Practical Nursing (Active) | TC | 4660 | 32 |
| 513902 | Nursing Assistant (Active as of 2/1/2008) | CP | 0266 | 0 |
| SoSMA Totals | | | | 339 |
| School of Technical and Professional Studies Business and Information Technology | | | | |
| 015000 | Technology & Engineering (Active as of 5/1/2015) | AS | 3487 | 50 |
| 090702 | Digital Media Production (Active as of 7/27/2012) | AAS | 3395 | 7 |
| 090702 | Digital Media Production (Active as of 7/27/2012) | TC | 2395 | 0 |
| 090702 | Digital Media Production (Active as of 4/19/2019) | CP | 5395 | 0 |
| 110101 | Computer Information Systems (Active as of 10/1/1994) | AAS | 0320 | 28 |
| 110101 | Computer Information Systems (Active as of 10/1/1994) | TC | 4380 | 0 |
| 110101 | Computer Information Systems (Active as of 7/29/2005) | CP | 0018 | 0 |
| 111003 | Cybersecurity (Active as of 1/25/2019) | TC | 1113 | 1 |
| 111003 | Cybersecurity (Active as of 1/25/2019) | CP | 0125 | 0 |
| 220302 | Paralegal Technology (Active as of 5/1/1997) | AAS | 0610 | 6 |
| 220302 | Paralegal Technology (Active as of 1/27/2017) | TC | 0612 | 0 |
| 220302 | Paralegal Technology (Active as of 1/27/2017) | CP | 0611 | 0 |
| 510710 | Medical Office Technology (Active as of 2/1/2013) | TC | 2517 | 4 |
| 510710 | Medical Office Technology (Active as of 4/19/2019) | CP | 0131 | 0 |
| 520101 | Business (Active as of 4/30/2010) | AS | 0308 | 94 |

| CIP Code | Program Name | Award | Degree Code | Summer I 2024 |
|---|--|-------|-------------|---------------|
| 520201 | Business (Active as of 10/1/1993) | AAS | 0730 | 22 |
| 520204 | Office Supervision Management (Active as of 1/27/2017) | TC | 4773 | 0 |
| 520204 | Office Supervision Management (Active as of 1/27/2017) | CP | 4772 | 0 |
| 520301 | Accounting (Active as of 10/1/1993) | TC | 4260 | 1 |
| 520302 | Accounting Technology (Active as of 2/2/2007) | CP | 0045 | 0 |
| 520408 | Office Technology (Active as of 10/1/1993) | TC | 4650 | 0 |
| 520408 | Office Technology (Active as of 2/2/2007) | CP | 4383 | 0 |
| 520701 | Entrepreneurship (Active as of 4/27/2012) | TC | 2520 | 0 |
| 520701 | Entrepreneurship (Active as of 5/1/2015) | CP | 1520 | 0 |
| 521499 | Digital Marketing (Active as of 8/23/2021) | TC | 2955 | 0 |
| SoTaPS, BIT Totals | | | | 213 |
| School of Technical and Professional Studies Culinary Arts and Hospitality | | | | |
| 120501 | Basic Pastry Techniques (Active as of 7/26/2013) | CP | 1585 | 0 |
| 120501 | Cake Decorating (Active as of 7/26/2013) | CP | 1586 | 0 |
| 120501 | Baking and Pastry (Active as of 10/27/2006) | TC | 4585 | 0 |
| 120501 | Baking and Pastry Arts (Active as of 2/4/2011) | AAS | 5585 | 8 |
| 120502 | Hospitality and Bar Operations (Active as of 4/19/2019) | CP | 0502 | 0 |
| 120503 | Culinary Arts (Active as of 10/27/2006) | TC | 4580 | 0 |
| 120503 | Basic Food Preparation (Active as of 7/26/2013) | CP | 4581 | 0 |
| 120503 | Dietary Management (Active as of 4/19/2019) | CP | 4582 | 0 |
| 120503 | Dietary Management (Active as of 4/19/2019) | TC | 4586 | 0 |

| CIP Code | Program Name | Award | Degree Code | Summer I 2024 |
|--|--|-------|-------------|---------------|
| 120503 | Culinary Arts (Active as of 10/27/2006) | AAS | 4590 | 15 |
| 120504 | Restaurant Operations (Active as of 7/26/2013) | CP | 1668 | 0 |
| 520901 | Hospitality Management (Active as of 5/1/2015) | TC | 1665 | 0 |
| 520901 | Hospitality and Tourism (Active as of 7/26/2013) | CP | 1667 | 0 |
| 520901 | Food Purchasing (Active as of 7/26/2013) | CP | 1669 | 0 |
| 520901 | Hospitality Management (Active as of 2/1/2008) | AAS | 3665 | 4 |
| SoTaPS, CAH Totals | | | | 27 |
| School of Technical and Professional Studies Technical Sciences | | | | |
| 120401 | Cosmetology (Active as of 4/30/2004) | TC | 4420 | 0 |
| 120401 | Hair Care (Active as of 4/24/2020) | CP | 3420 | 0 |
| 120410 | Nail Technology (Active as of 11/4/2005) | TC | 4315 | 0 |
| 120410 | Nail Care & Skin Care (Active as of 4/24/2020) | CP | 1385 | 0 |
| 150613 | Automated Manufacturing Systems Technology (Active as of 1/27/2017) | AAS | 0635 | 1 |
| 150613 | Automated Manufacturing Systems Technology (Active as of 1/27/2017) | TC | 0634 | 0 |
| 150613 | Mechanical Systems (Active as of 1/27/2017) | CP | 4311 | 0 |
| 150613 | Electrical Systems (Active as of 1/27/2017) | CP | 4501 | 0 |
| 151001 | Construction Management Technology (Active as of 4/25/2003) | AAS | 0271 | 0 |
| 151202 | Applied Electronics Technology (Active as of 7/1/1993) | AAS | 0350 | 0 |
| 151301 | Drafting & Design Technology (Active as of 4/1/1995) | AAS | 0397 | 1 |
| 151301 | Drafting & Design Technology (Active as of 4/1/1995) | TC | 4490 | 0 |
| 151301 | Drafting & Design (Active as of 4/22/2016) | CP | 1153 | 0 |

| CIP Code | Program Name | Award | Degree Code | Summer I 2024 |
|----------------------------------|---|-------|-------------|---------------|
| 309999 | General Technology (Active as of 4/1/1995) | AAS | 0517 | 9 |
| 470201 | Heating, Ventilation, Air Conditioning, & Refrigeration (Active as of 5/1/1997) | AAS | 0525 | 5 |
| 470201 | Heating, Ventilation, Air Conditioning, & Refrigeration (Active) | TC | 4310 | 1 |
| 470201 | Heating, Ventilation, Air Conditioning, & Refrigeration (Active as of 7/28/2017) | CP | 0115 | 0 |
| 470603 | Collision Repair Technology (Active) | TC | 4330 | 3 |
| 470603 | Auto Painting (Active as of 1/27/2017) | CP | 1470 | 0 |
| 470603 | Auto Body and Frame Alignment (Active as of 1/27/2017) | CP | 1471 | 0 |
| 470603 | Damage Analysis and Estimation (Active as of 2/2/2007) | CP | 0316 | 0 |
| 470604 | Automotive Service Technology (Active) | TC | 4355 | 0 |
| 470605 | Diesel Technology (Active) | TC | 4460 | 1 |
| 470607 | Aviation Maintenance Airframe (Active) | TC | 0014 | 0 |
| 470608 | Aviation Maintenance (Active) | AAS | 0240 | 40 |
| 470608 | Aviation Maintenance Powerplant (Active) | TC | 4360 | 0 |
| 470613 | Diesel Technology (Active as of 2/2/2007) | CP | 0321 | 0 |
| 480501 | Machining (Active) | TC | 4680 | 0 |
| 480501 | Machining (Active as of 7/28/2017) | CP | 4681 | 0 |
| 480508 | Welding Technology (Active) | TC | 4900 | 2 |
| 480508 | Welding (Active as of 5/1/1997) | CP | 0336 | 0 |
| 490205 | Tractor and Trailer Operation (Active as of 2/2/2007) | CP | 4896 | 0 |
| <i>SoTaPS, TEC Totals</i> | | | | 63 |
| 000000 | Undeclared | NDEG | 0010 | 398 |
| 000000 | Early College Students | NDEG | EARL | 10 |

| CIP Code | Program Name | Award | Degree Code | Summer I 2024 |
|-----------------------|--------------|-------|-------------|---------------|
| | 3D Program | CTP | 003D | 0 |
| <i>Overall Totals</i> | | | | 1,625 |

CC = Certificate of Completion
 CP = Certificate of Proficiency
 CGS = Certificate of General Studies
 TC = Technical Certificate
 AA = Associate of Arts
 AAS = Associate of Applied Sciences
 AGS = Associate of General Studies
 AS = Associate of Science