

UNIVERSITY OF ARKANSAS  
PULASKI TECH

---

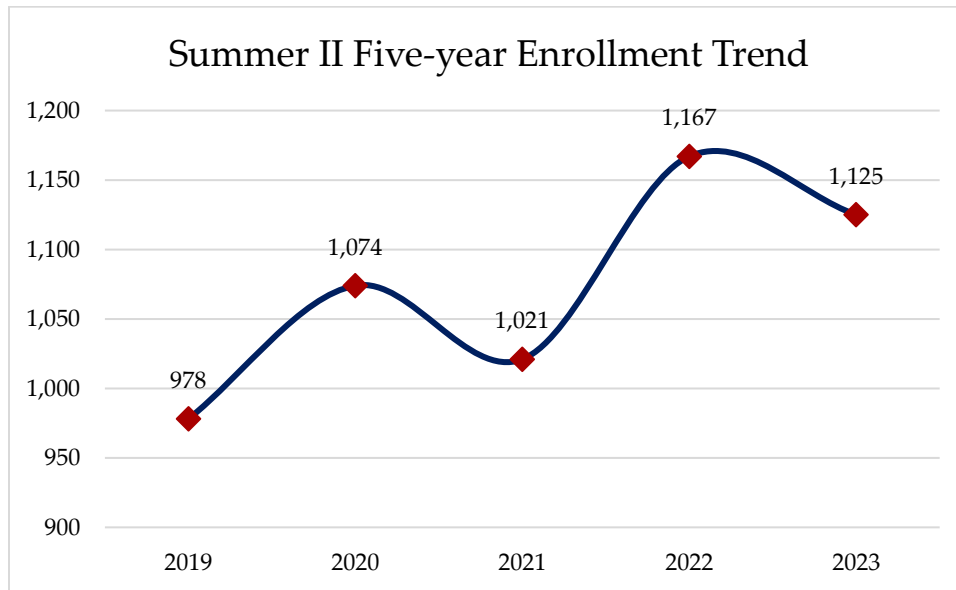
Summer II 2023  
Enrollment Report

---



Credit Enrollment: 1,125  
Total Semester Credit Hours (SSCH): 4,872

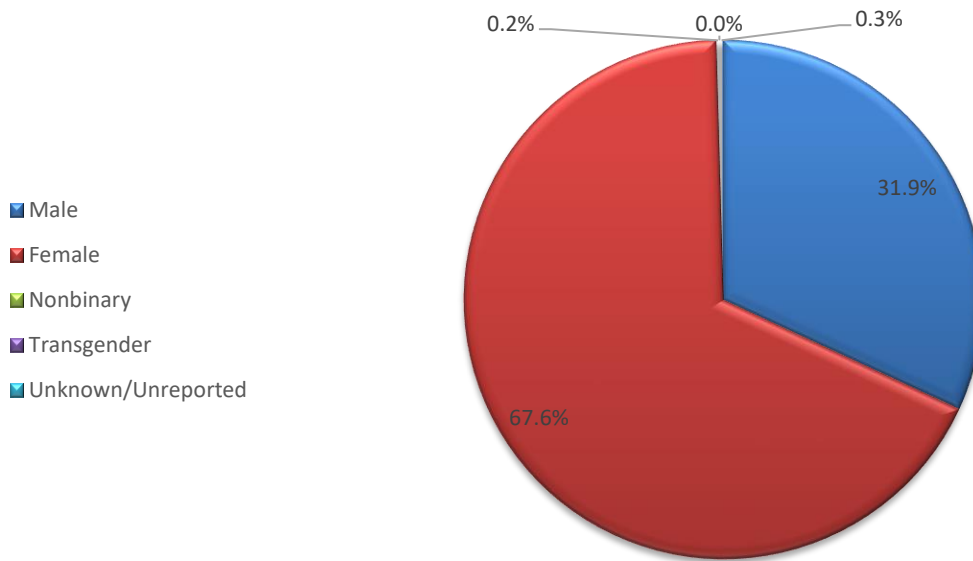
Enrollment, FTE and SSCH Comparison							
	2019	2020	2021	2022	2023	% Change 2022-2023	% Change 2019-2023
Enrollment	978	1,074	1,021	1,167	1,125	-3.6%	15.0%
FTE	648	732	705	852	812	-4.7%	25.3%
SSCH	3,889	4,389	4,228	5,111	4,872	-4.7%	25.3%



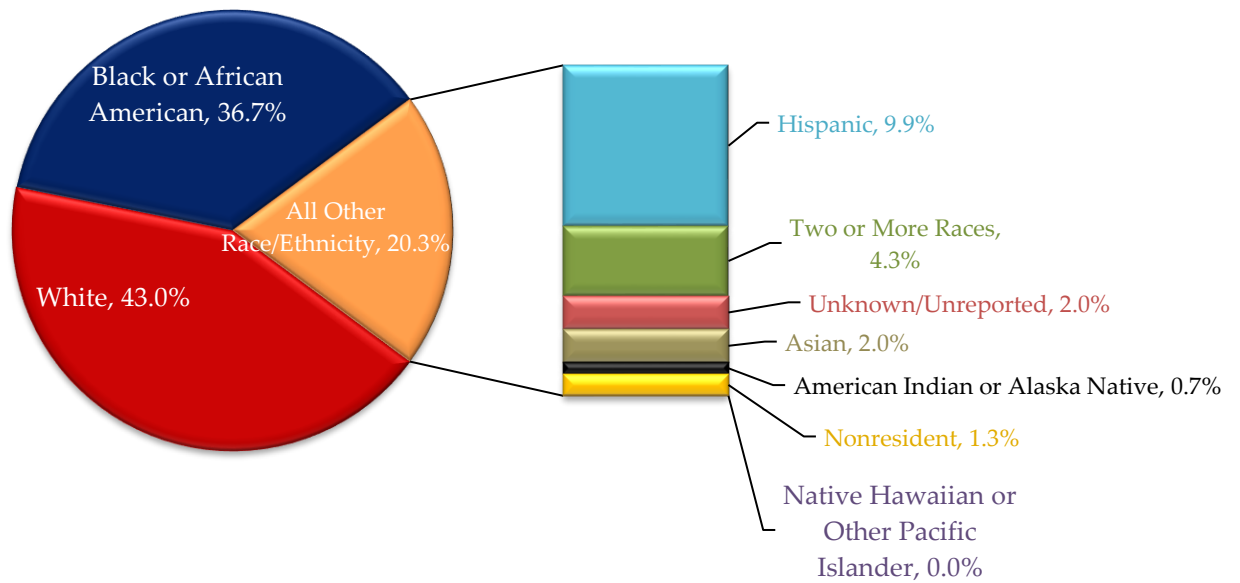
### Enrollment by Gender

Gender	2019	%	2020	%	2021	%	2022	%	2023	%	Difference 2022-2023	Difference 2019-2023
Male	319	33%	283	26%	290	28%	378	32.4%	359	31.9%	-5.03%	12.54%
Female	659	67%	791	74%	731	72%	789	67.6%	761	67.6%	-3.55%	15.48%
Nonbinary	0	0%	0	0%	0	0%	0	0.0%	2	0.2%	#N/A	#N/A
Transgender	0	0%	0	0%	0	0%	0	0.0%	0	0.0%	#N/A	#N/A
Unknown/Unreported	0	0%	0	0%	0	0%	0	0.0%	3	0.3%	#N/A	#N/A
<b>Total</b>	<b>978</b>	<b>100%</b>	<b>1,074</b>	<b>100%</b>	<b>1,021</b>	<b>100%</b>	<b>1,167</b>	<b>100%</b>	<b>1,125</b>	<b>100%</b>	<b>-3.60%</b>	<b>15.03%</b>

### Enrollment by Gender



## Enrollment by Race & Ethnicity



**Enrollment by Race & Ethnicity Changes**

Race/Ethnicity	2019	2020	2021	2022	2023	% Change 2022-2023	% Change 2019-2023
Black	420	441	407	428	413	-3.5%	-1.7%
White	431	493	448	538	484	-10.0%	12.3%
Hispanic or Latino	29	21	45	87	111	27.6%	282.8%
Other	98	119	121	114	117	2.6%	19.4%
<b>Total</b>	<b>978</b>	<b>1074</b>	<b>1021</b>	<b>1167</b>	<b>1125</b>	<b>-3.6%</b>	<b>15.0%</b>

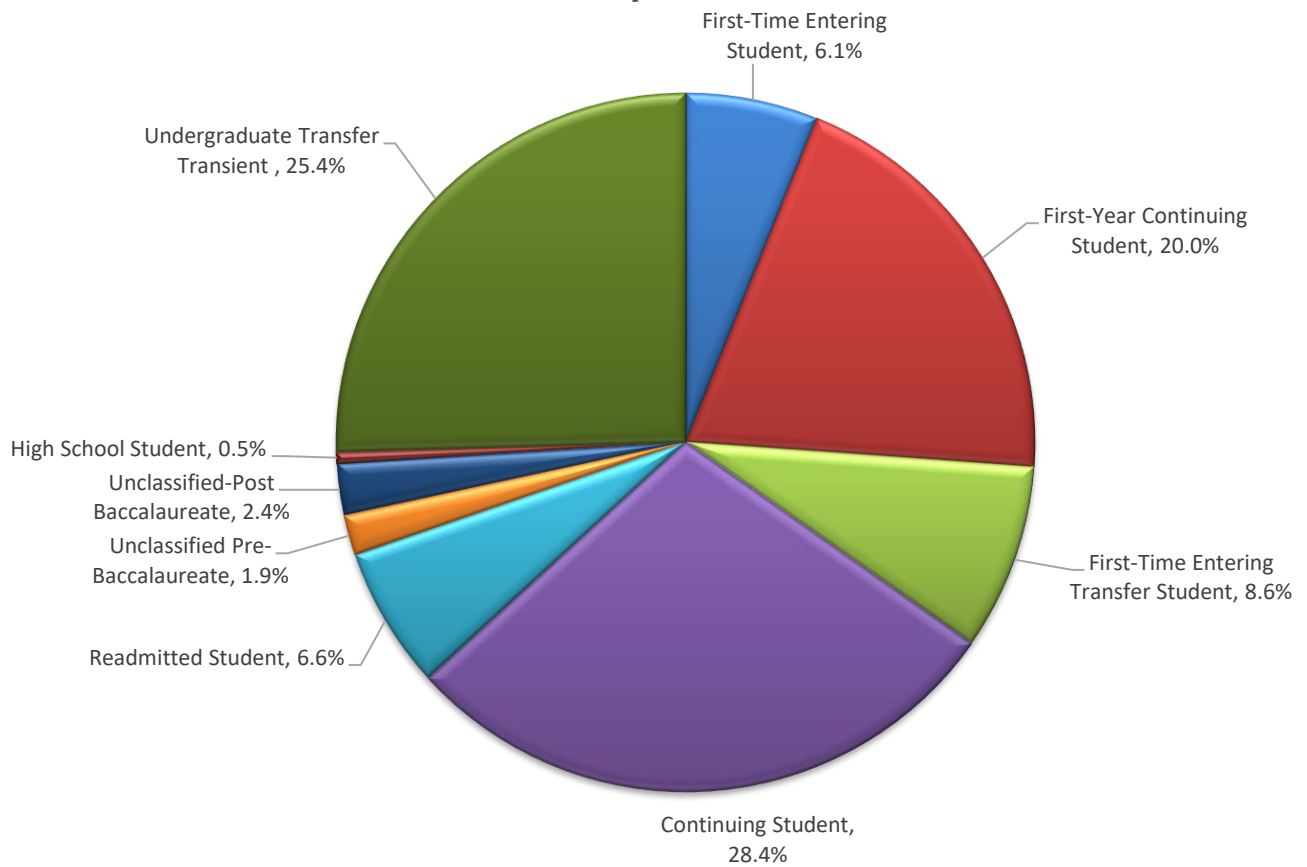
## Average Student Age: 25

<b>Summer II Enrollment by Age Comparisons</b>						
Age Range	2019	2020	2021	2022	2023	One-year Difference
Under 18	23	28	19	16	9	-43.8%
18-19 years of age	182	179	221	269	257	-4.5%
20-21 years of age	205	182	190	278	293	5.4%
22-24 years of age	154	167	139	155	158	1.9%
25-29 years of age	152	192	173	157	166	5.7%
30-34 years of age	105	133	107	118	103	-12.7%
35-39 years of age	63	76	67	75	60	-20.0%
40-49 years of age	65	83	72	70	61	-12.9%
50-64 years of age	23	30	24	22	17	-22.7%
65 and over	6	4	9	7	1	-85.7%
<b>Total</b>	<b>978</b>	<b>1,074</b>	<b>1,021</b>	<b>1,167</b>	<b>1,125</b>	<b>-3.6%</b>

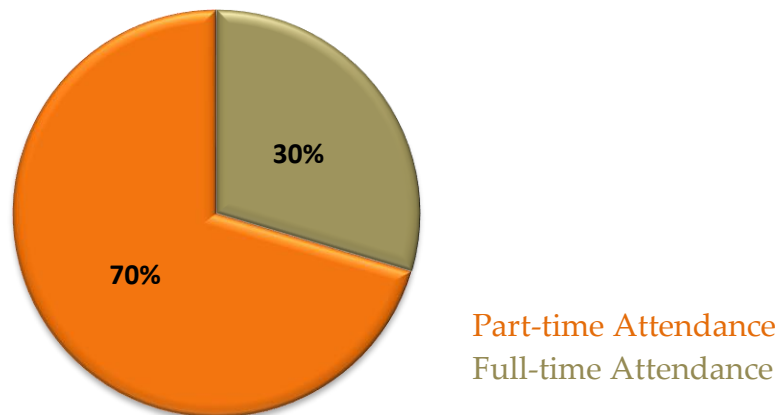
## Enrollment by Enrollment Status

Enroll Status	2021		2022		2023		2021 to 2023 Change	2022 to 2023 Change
	Count	%	Count	%	Count	%		
First-Time Entering Student	70	6.9%	63	5.4%	69	6.1%	-1.4%	9.5%
First-Year Continuing Student	285	27.9%	232	19.9%	225	20.0%	-21.1%	-3.0%
First-Time Entering Transfer Student	74	7.2%	71	6.1%	97	8.6%	31.1%	36.6%
Continuing Student	237	23.2%	371	31.8%	320	28.4%	35.0%	-13.7%
Readmitted Student	98	9.6%	56	4.8%	74	6.6%	-24.5%	32.1%
Unclassified Pre-Baccalaureate	60	5.9%	68	5.8%	21	1.9%	-65.0%	-69.1%
Unclassified-Post Baccalaureate	25	2.4%	36	3.1%	27	2.4%	8.0%	-25.0%
High School Student	9	0.9%	5	0.4%	6	0.5%	-33.3%	20.0%
Undergraduate Transfer Transient	163	16.0%	265	22.7%	286	25.4%	75.5%	7.9%
<b>Totals</b>	<b>1021</b>	<b>100.0%</b>	<b>1167</b>	<b>100.0%</b>	<b>1,125</b>	<b>100.0%</b>	<b>10.2%</b>	<b>-3.6%</b>

### Enrollment by Enrollment Status

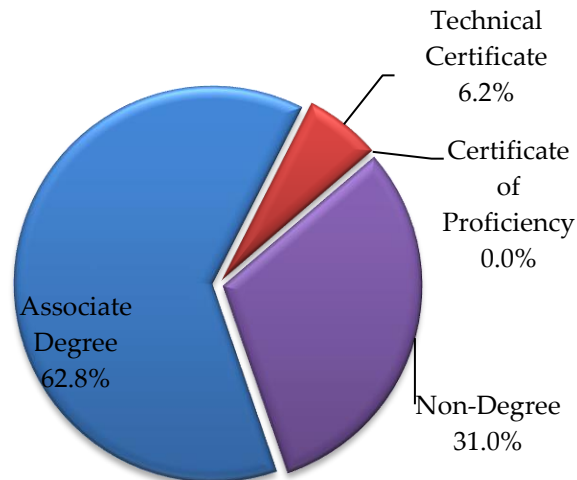


### Enrollment by Attendance Status



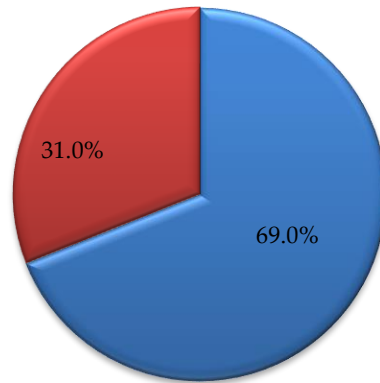
Enrollment by Degree Level					
Degree Intent Level	2022 Total	2022 %	2023 Total	2023 %	1-YR Change
Associate Degree	803	68.8%	706	62.8%	-12.1%
Technical Certificate	22	1.9%	70	6.2%	218.2%
Certificate of Proficiency	2	0.2%	0	0.0%	-100.0%
Non-Degree	340	29.1%	349	31.0%	2.6%
Total	1,167	100.0%	1,125	100.0%	-3.6%

### Degree Intent Level



Enrollment by Degree Intent				
Degree Intent	2022 Total	2022%	2023 Total	2023%
Total Degree-Seeking	827	70.9%	776	69.0%
Total Non-Degree Seeking	340	29.1%	349	31.0%
Total	1,167	100%	1,125	100%

### Enrollment by Degree Intent



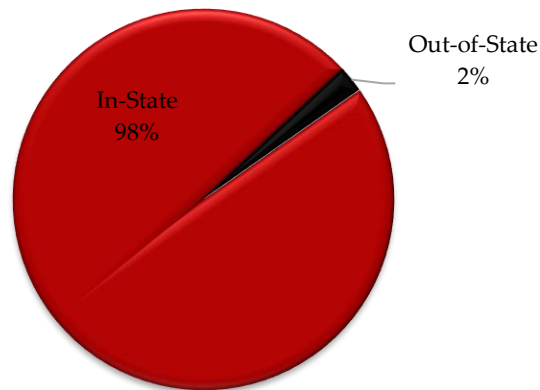
Total Degree Seeking  
Total Non-Degree Seeking

Enrollment by Location						
Site Location	2022 # of Sections	2023 # of Sections	1-YR Change	2022 Duplicated Enrollment	2023 Duplicated Enrollment	1-YR Change
Main Campus	15	10	-33.3%	120	75	-37.5%
Online	110	103	-6.4%	1,810	1,772	-2.1%
Little Rock South	1	0	-100.0%	6	0	-100.0%
St. Vincent Infirmary	4	4	0.0%	46	40	-13.0%
<b>TOTAL</b>	<b>130</b>	<b>117</b>	<b>-10.0%</b>	<b>1,982</b>	<b>1,887</b>	<b>-4.8%</b>



Enrollment by Residency Status	
State	Total
Arkansas	1,100
American Samoa	1
Florida	1
Missouri	2
Mississippi	1
North Carolina	1
Oklahoma	3
Tennessee	5
Texas	11
Total	1,125

### Enrollment by Residency



<b>Enrollment by Program</b>				
<b>CIP Code</b>	<b>Program Name</b>	<b>Award</b>	<b>Degree Code</b>	<b>Summer II 2023</b>
<i>School of Fine Arts, Humanities, and Social Sciences</i>				
131206	Education (Active as of 1/30/2015)	AS	3540	21
190706	Early Childhood Development (Active as of 5/1/1997)	AAS	0310	13
190706	Early Childhood Development (Active as of 7/1/1995)	TC	4495	0
190706	Early Childhood Development (Active as of 7/1/1995)	CP	4919	0
240101	Liberal Arts & Sciences (Active as of 2/1/2002)	AS	1090	479
240101	General Education (Active as of 4/1/1994)	AA	0050	5
240101	General Studies (Active as of 2/3/2006)	CGS	0910	0
240102	General Studies (Active as of 4/27/2007)	AGS	0900	4
<b>SoFAHS Totals</b>				<b>522</b>
<i>School of Science, Mathematics, and Allied Health</i>				
510000	Allied Health (Active as of 1/29/2010)	AAS	3106	19
510000	Pre-Healthcare Studies (Active as of 2/1/2013)	TC	2510	59
510000	Pre-Healthcare Studies (Active as of 2/1/2013)	CP	1510	0
510601	Dental Assisting (Active)	TC	4455	0
510707	Health Information Technology (Active as of 4/19/2019)	AAS	0675	0
510803	Occupational Therapy Assistant (Active as of 10/1/1998)	AAS	0725	1
510904	Emergency Medical Science (Active as of 4/20/2018)	AS	0470	1
510904	Emergency Medical Sciences - Paramedic (Active as of 4/20/2018)	TC	4520	0
510904	Emergency Medical Technology (Active as of 4/19/2019)	CP	0186	0
510908	Respiratory Therapy (Active as of 2/1/1999)	AAS	0815	0

510909	Surgical Technology (Active as of 4/19/2019)	AAS	0835	0
512603	Medication Assistant (Active as of 8/23/2021)	CP	0256	0
513901	Practical Nursing (Active)	TC	4660	2
513902	Nursing Assistant (Active as of 2/1/2008)	CP	0266	0
<b>SoSMA Totals</b>				<b>82</b>
<b><i>School of Technical and Professional Studies Business and Information Technology</i></b>				
015000	Technology & Engineering (Active as of 5/1/2015)	AS	3487	39
090702	Digital Media Production (Active as of 7/27/2012)	AAS	3395	6
090702	Digital Media Production (Active as of 7/27/2012)	TC	2395	0
090702	Digital Media Production (Active as of 4/19/2019)	CP	5395	0
110101	Computer Information Systems (Active as of 10/1/1994)	AAS	0320	20
110101	Computer Information Systems (Active as of 10/1/1994)	TC	4380	1
110101	Computer Information Systems (Active as of 7/29/2005)	CP	0018	0
111003	Cybersecurity (Active as of 1/25/2019)	TC	1113	1
111003	Cybersecurity (Active as of 1/25/2019)	CP	0125	0
220302	Paralegal Technology (Active as of 5/1/1997)	AAS	0610	2
220302	Paralegal Technology (Active as of 1/27/2017)	TC	0612	0
220302	Paralegal Technology (Active as of 1/27/2017)	CP	0611	0
510710	Medical Office Technology (Active as of 2/1/2013)	TC	2517	2
510710	Medical Office Technology (Active as of 4/19/2019)	CP	0131	0
520101	Business (Active as of 4/30/2010)	AS	0308	60
520201	Business (Active as of 10/1/1993)	AAS	0730	21
520204	Office Supervision Management (Active as of 1/27/2017)	TC	4773	0

520204	Office Supervision Management (Active as of 1/27/2017)	CP	4772	0
520301	Accounting (Active as of 10/1/1993)	TC	4260	1
520302	Accounting Technology (Active as of 2/2/2007)	CP	0045	0
520408	Office Technology (Active as of 10/1/1993)	TC	4650	0
520408	Office Technology (Active as of 2/2/2007)	CP	4383	0
520701	Entrepreneurship (Active as of 4/27/2012)	TC	2520	0
520701	Entrepreneurship (Active as of 5/1/2015)	CP	1520	0
521499	Entrepreneurship (Active as of 8/23/2021)	TC	2955	2
<b>SoTaPS, BIT Totals</b>				<b>155</b>
<b><i>School of Technical and Professional Studies Culinary Arts and Hospitality</i></b>				
120501	Basic Pastry Techniques (Active as of 7/26/2013)	CP	1585	0
120501	Cake Decorating (Active as of 7/26/2013)	CP	1586	0
120501	Baking and Pastry (Active as of 10/27/2006)	TC	4585	0
120501	Baking and Pastry Arts (Active as of 2/4/2011)	AAS	5585	4
120502	Hospitality and Bar Operations (Active as of 4/19/2019)	CP	0502	0
120503	Culinary Arts (Active as of 10/27/2006)	TC	4580	0
120503	Basic Food Preparation (Active as of 7/26/2013)	CP	4581	0
120503	Dietary Management (Active as of 4/19/2019)	CP	4582	0
120503	Dietary Management (Active as of 4/19/2019)	TC	4586	0
120503	Culinary Arts (Active as of 10/27/2006)	AAS	4590	2
120504	Restaurant Operations (Active as of 7/26/2013)	CP	1668	0
470607	TC Aviation Maintenance Airframe (Active)	TC	0014	0
520901	Hospitality Management (Active as of 5/1/2015)	TC	1665	0

520901	Hospitality and Tourism (Active as of 7/26/2013)	CP	1667	0
520901	Food Purchasing (Active as of 7/26/2013)	CP	1669	0
520901	Hospitality Management (Active as of 2/1/2008)	AAS	3665	1
520901	Resort Management (Active as of 4/28/2020)	TC	2050	0
520901	Resort Management (Active as of 4/28/2020)	CP	0665	0
<b><i>SoTaPS, CAH Totals</i></b>				<b>7</b>
<b><i>School of Technical and Professional Studies Technical Sciences</i></b>				
120401	Cosmetology (Active as of 4/30/2004)	TC	4420	0
120401	Hair Care (Active as of 4/24/2020)	CP	3420	0
120410	Nail Technology (Active as of 11/4/2005)	TC	4315	0
120410	Nail Care & Skin Care (Active as of 4/24/2020)	CP	1385	0
120413	Cosmetology Instruction (Active as of 11/4/2005)	TC	4421	0
150613	Automated Manufacturing Systems Technology (Active as of 1/27/2017)	AAS	0635	0
150613	Automated Manufacturing Systems Technology (Active as of 1/27/2017)	TC	0634	0
150613	Manufacturing Systems (Active as of 1/27/2017)	CP	0630	0
150613	Mechanical Systems (Active as of 1/27/2017)	CP	4311	0
150613	Electrical Systems (Active as of 1/27/2017)	CP	4501	0
150613	Automated Processes (Active as of 1/27/2017)	CP	4771	0
151001	Construction Management Technology (Active as of 4/25/2003)	AAS	0271	0
151001	Construction Management (Active as of 1/27/2017)	TC	0273	0
151001	Construction Management (Active as of 1/27/2017)	CP	0272	0
151202	Applied Electronics Technology (Active as of 7/1/1993)	AAS	0350	0

151202	Applied Electronics (Active as of 7/28/2017)	TC	0352	0
151202	Applied Electronics (Active as of 7/28/2017)	CP	0351	0
151301	Drafting & Design Technology (Active as of 4/1/1995)	AAS	0397	2
151301	Drafting & Design Technology (Active as of 4/1/1995)	TC	4490	0
151301	Drafting & Design (Active as of 4/22/2016)	CP	1153	0
309999	General Technology (Active as of 4/1/1995)	AAS	0517	3
470201	Heating, Ventilation, Air Conditioning, & Refrigeration (Active as of 5/1/1997)	AAS	0525	3
470201	Heating, Ventilation, Air Conditioning, & Refrigeration (Active)	TC	4310	0
470201	Heating, Ventilation, Air Conditioning, & Refrigeration (Active as of 7/28/2017)	CP	0115	0
470603	Collision Repair Technology (Active)	TC	4330	1
470603	Auto Painting (Active as of 1/27/2017)	CP	1470	0
470603	Auto Body and Frame Alignment (Active as of 1/27/2017)	CP	1471	0
470603	Damage Analysis and Estimation (Active as of 2/2/2007)	CP	0316	0
470604	Automotive Service Technology(Active)	TC	4355	0
470605	Diesel Technology (Active)	TC	4460	1
470607	Aviation Maintenance Airframe (Active)	TC	0014	0
470608	Aviation Maintenance (Active)	AAS	0240	0
470608	Aviation Maintenance Powerplant (Active)	TC	4360	0
470613	Tractor and Trailer Servicing (Active as of 2/2/2007)	CP	0321	0
480501	Machine Shop (Active)	TC	4680	0
480501	Machine Shop (Active as of 7/28/2017)	CP	4681	0
480508	Welding Technology (Active)	TC	4900	0

480508	Welding Technology (Active as of 5/1/1997)	CP	0336	0
490205	Tractor and Trailer Operation (Active as of 2/2/2007)	CP	4896	0
<b><i>SoTaPS, TEC Totals</i></b>				<b>10</b>
000000	Undeclared		0010	349
	3D Program	CTP	003D	0
<b><i>Overall Totals</i></b>				<b>1,125</b>

CC = Certificate of Completion  
 CP = Certificate of Proficiency  
 CGS = Certificate of General Studies  
 TC = Technical Certificate  
 AA = Associate of Arts  
 AAS = Associate of Applied Sciences  
 AGS = Associate of General Studies  
 AS = Associate of Science