

UNIVERSITY OF ARKANSAS  
PULASKI TECH

---

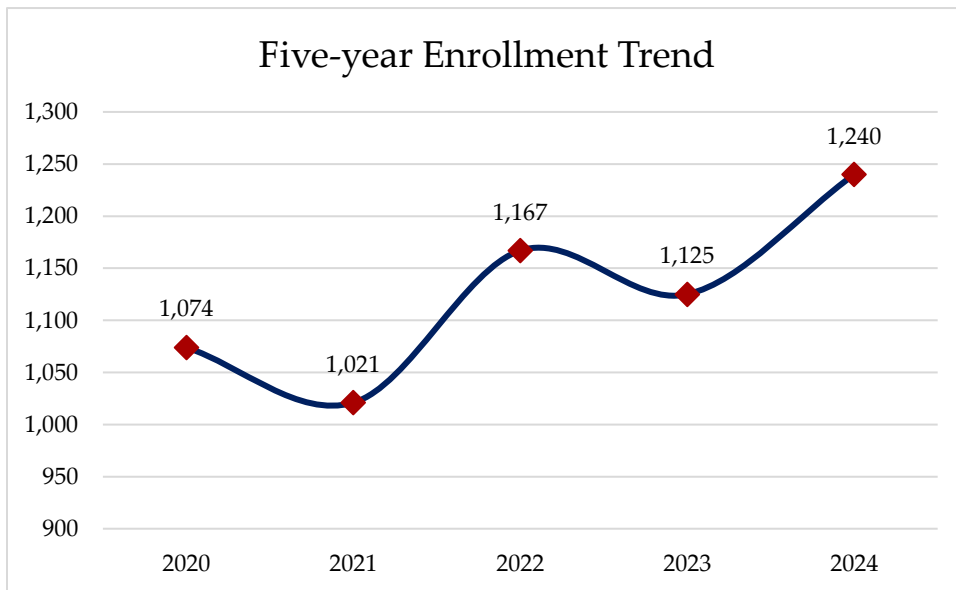
Summer II 2024  
Enrollment Report

---



Credit Enrollment: 1,240  
Total Semester Credit Hours (SSCH): 5,355

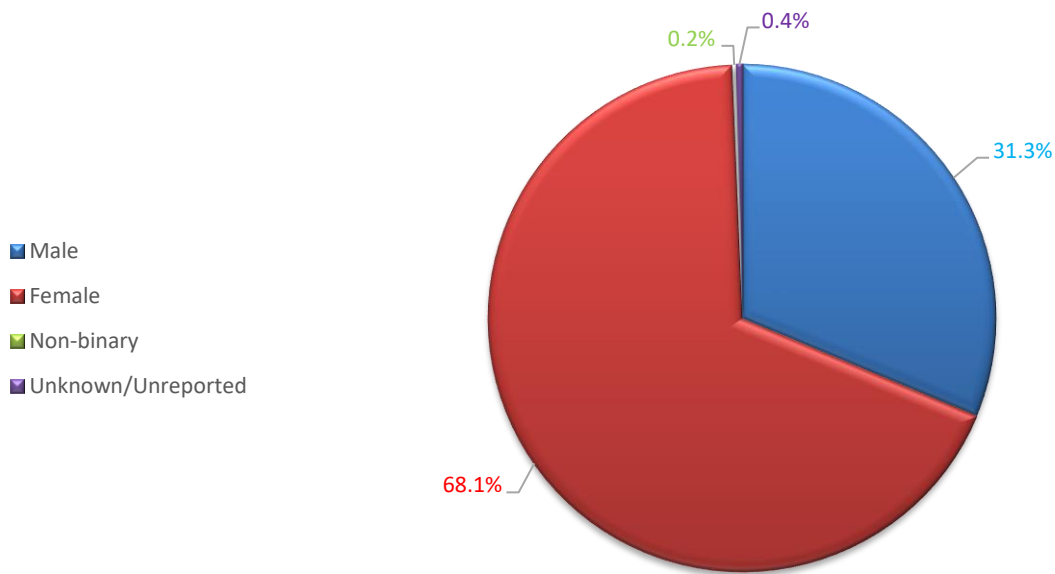
Enrollment, FTE and SSCH Comparison							
	2020	2021	2022	2023	2024	% Change 2023-2024	% Change 2020-2024
Enrollment	1,074	1,021	1,167	1,125	1,240	10.2%	15.5%
FTE	732	705	852	812	893	9.9%	22.0%
SSCH	4,389	4,228	5,111	4,872	5,355	9.9%	22.0%



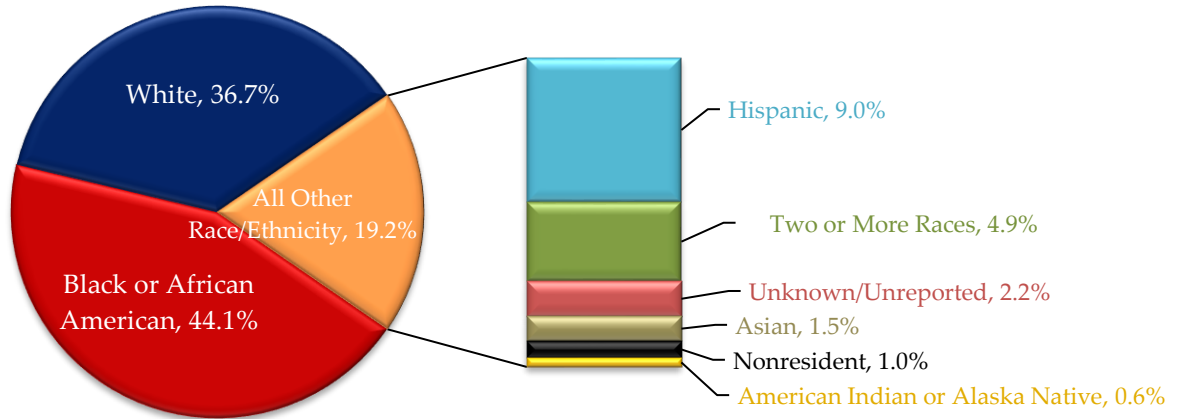
### Enrollment by Gender

Gender	2020	%	2021	%	2022	%	2023	%	2024	%	Difference 2023-2024	Difference 2020-2024
Male	283	26%	290	28%	378	32%	359	32.1%	388	31.3%	8.1%	37.1%
Female	791	74%	731	72%	789	68%	761	67.9%	844	68.1%	10.9%	6.7%
Non-binary	0	0%	0	0%	0	0%	2	0.0%	3	0.2%	50.0%	N/A
Unknown/Unreported	0	0%	0	0%	0	0%	3	0.3%	5	0.4%	66.7%	N/A
<b>Total</b>	<b>1,074</b>	<b>100%</b>	<b>1,021</b>	<b>100%</b>	<b>1,167</b>	<b>100%</b>	<b>1,120</b>	<b>100%</b>	<b>1,240</b>	<b>100%</b>	<b>10.7%</b>	<b>15.5%</b>

### Enrollment by Gender



## Enrollment by Race & Ethnicity



### Enrollment by Race & Ethnicity Changes

Race/Ethnicity	2020	2021	2022	2023	2024	% Change 2023-2024	% Change 2020-2024
Black	441	407	428	413	547	32.4%	24.0%
White	493	448	538	484	455	-6.0%	-7.7%
Hispanic or Latino	21	45	87	111	111	0.0%	428.6%
Other	119	121	114	117	127	8.5%	6.7%
<b>Total</b>	<b>1074</b>	<b>1021</b>	<b>1167</b>	<b>1125</b>	<b>1240</b>	<b>10.2%</b>	<b>15.5%</b>

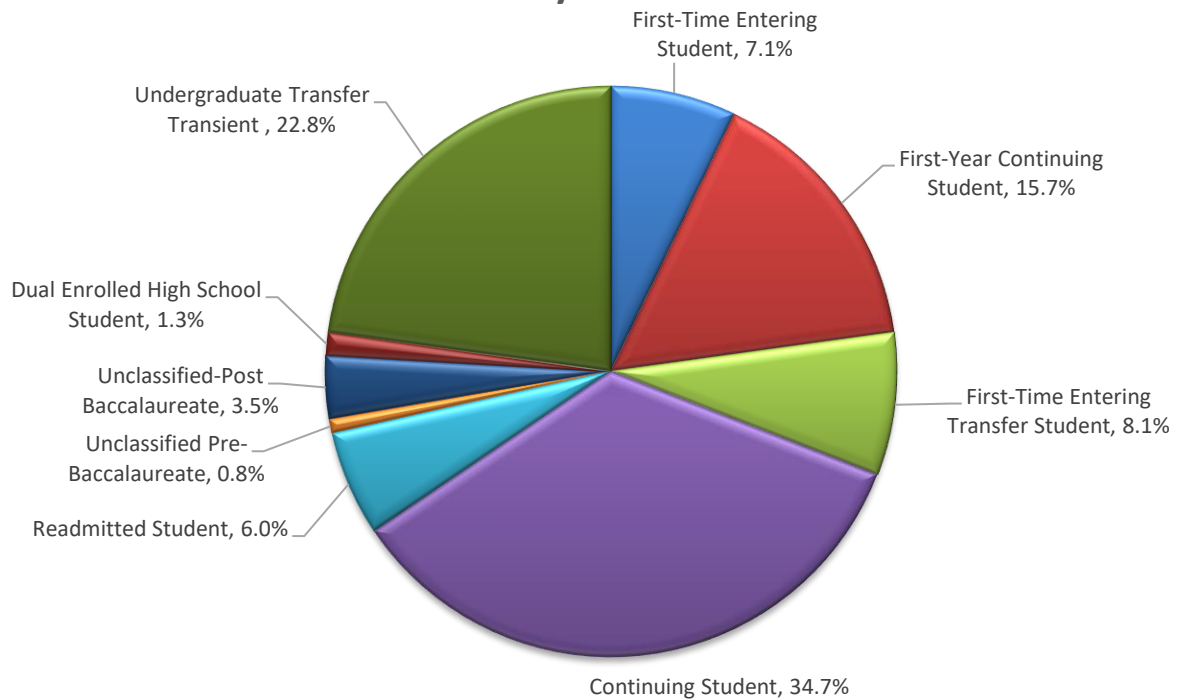
## Average Student Age: 26

<b>Summer II Enrollment by Age Comparisons</b>						
Age Range	2020	2021	2022	2023	2024	One-year Difference
Under 18	28	19	16	9	19	111.1%
18-19 years of age	179	221	269	257	228	-11.3%
20-21 years of age	182	190	278	293	293	0.0%
22-24 years of age	167	139	155	158	184	16.5%
25-29 years of age	192	173	157	166	183	10.2%
30-34 years of age	133	107	118	103	126	22.3%
35-39 years of age	76	67	75	60	91	51.7%
40-49 years of age	83	72	70	61	83	36.1%
50-64 years of age	30	24	22	17	30	76.5%
65 and over	4	9	7	1	3	200.0%
<b>Total</b>	<b>1,074</b>	<b>1,021</b>	<b>1,167</b>	<b>1,125</b>	<b>1,240</b>	<b>10.2%</b>

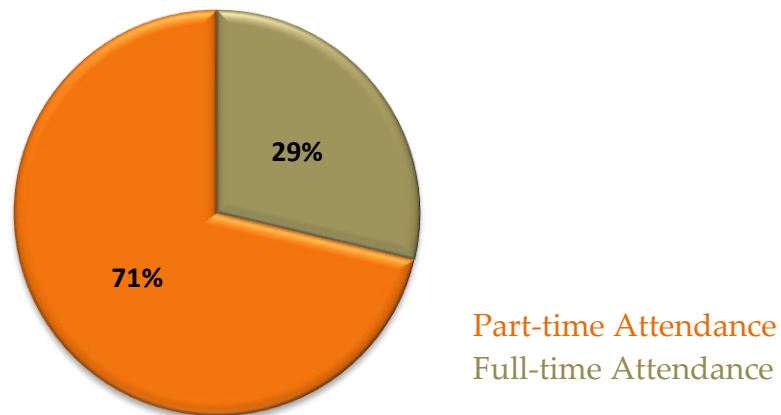
## Enrollment by Enrollment Status

Enroll Status	2022		2023		2024		2022 to 2024 Change	2023 to 2024 Change
	Count	%	Count	%	Count	%		
First-Time Entering Student	63	5.4%	69	6.1%	88	7.1%	39.7%	27.5%
First-Year Continuing Student	232	19.9%	225	20.0%	195	15.7%	-15.9%	-13.3%
First-Time Entering Transfer Student	71	6.1%	97	8.6%	100	8.1%	40.8%	3.1%
Continuing Student	371	31.8%	320	28.4%	430	34.7%	15.9%	34.4%
Readmitted Student	56	4.8%	74	6.6%	74	6.0%	32.1%	0.0%
Unclassified Pre-Baccalaureate	68	5.8%	21	1.9%	10	0.8%	-85.3%	-52.4%
Unclassified-Post Baccalaureate	36	3.1%	27	2.4%	44	3.5%	22.2%	63.0%
Dual Enrolled High School Student	5	0.4%	6	0.5%	16	1.3%	220.0%	166.7%
Undergraduate Transfer Transient	265	22.7%	286	25.4%	283	22.8%	6.8%	-1.0%
<b>Totals</b>	<b>1167</b>	<b>100.0%</b>	<b>1125</b>	<b>100.0%</b>	<b>1,240</b>	<b>100.0%</b>	<b>6.3%</b>	<b>10.2%</b>

### Enrollment by Enrollment Status

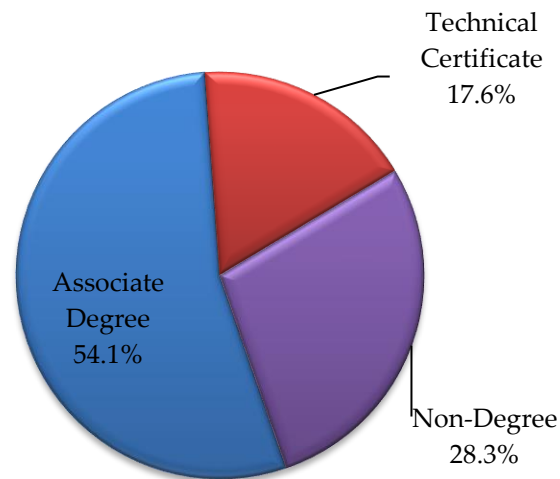


### Enrollment by Attendance Status



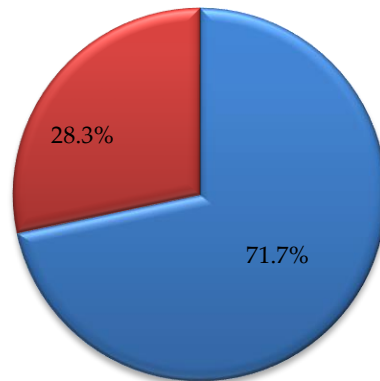
Enrollment by Degree Level					
Degree Intent Level	2023 Total	2023 %	2024 Total	2024 %	1-YR Change
Associate Degree	706	62.8%	671	54.1%	-5.0%
Technical Certificate	70	6.2%	218	17.6%	211.4%
Certificate of Proficiency	0	0.0%	0	0.0%	N/A
Non-Degree	349	31.0%	351	28.3%	0.6%
Total	1,125	100.0%	1,240	100.0%	10.2%

### Degree Intent Level



Enrollment by Degree Intent				
Degree Intent	2023 Total	2023%	2024 Total	2024%
Total Degree-Seeking	776	69.0%	889	71.7%
Total Non-Degree Seeking	349	31.0%	351	28.3%
Total	1,125	100%	1,240	100%

### Enrollment by Degree Intent



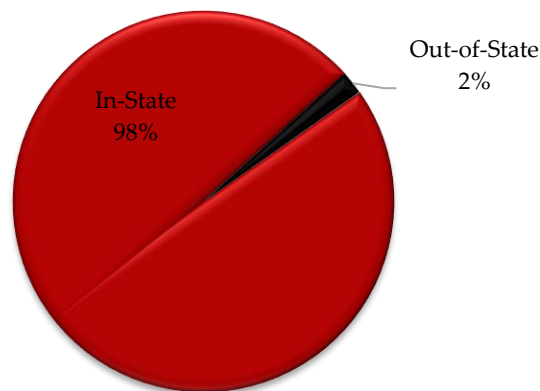
Total Degree Seeking  
Total Non-Degree Seeking

Enrollment by Location						
Site Location	2023 # of Sections	2024 # of Sections	1-YR Change	2023 Duplicated Enrollment	2024 Duplicated Enrollment	1-YR Change
Main Campus	10	8	-20.0%	75	118	57.3%
Online	103	104	1.0%	1,772	1,900	7.2%
Little Rock South	0	0	N/A	0	0	N/A
St. Vincent Infirmary	4	4	0.0%	40	34	-15.0%
TOTAL	117	116	-0.9%	1,887	2,052	8.7%



Enrollment by Residency Status	
State	Total
Arkansas	1,216
Arizona	2
Colorado	1
Florida	1
Georgia	2
Kentucky	1
North Dakota	1
Tennessee	4
Texas	10
Wisconsin	1
Unknown	1
Total	1,240

### Enrollment by Residency



<b>Enrollment by Program</b>				
<b>CIP Code</b>	<b>Program Name</b>	<b>Award</b>	<b>Degree Code</b>	<b>Summer II 2024</b>
<i>School of Fine Arts, Humanities, and Social Sciences</i>				
131206	Education (Active as of 1/30/2015)	AS	3540	21
190706	Early Childhood Development (Active as of 5/1/1997)	AAS	0310	15
190706	Early Childhood Development (Active as of 7/1/1995)	TC	4495	0
190706	Early Childhood Development (Active as of 7/1/1995)	CP	4919	0
240101	Liberal Arts & Sciences (Active as of 2/1/2002)	AS	1090	408
240101	General Education (Active as of 4/1/1994)	AA	0050	4
240101	General Studies (Active as of 2/3/2006)	CGS	0910	0
240102	General Studies (Active as of 4/27/2007)	AGS	0900	7
<b>SoFAHS Totals</b>				<b>455</b>
<i>School of Science, Mathematics, and Allied Health</i>				
510000	Allied Health (Active as of 1/29/2010)	AAS	3106	17
510000	Pre-Healthcare Studies (Active as of 2/1/2013)	TC	2510	182
510000	Pre-Healthcare Studies (Active as of 2/1/2013)	CP	1510	0
510601	Dental Assisting (Active)	TC	4455	0
510707	Health Information Technology (Active as of 4/19/2019)	AAS	0675	1
510803	Occupational Therapy Assistant (Active as of 10/1/1998)	AAS	0725	1
510904	Emergency Medical Science (Active as of 4/20/2018)	AS	0470	1
510904	Emergency Medical Sciences - Paramedic (Active as of 4/20/2018)	TC	4520	0
510904	Emergency Medical Technology (Active as of 4/19/2019)	CP	0186	0

CIP Code	Program Name	Award	Degree Code	Summer II 2024
510908	Respiratory Therapy (Active as of 2/1/1999)	AAS	0815	0
510909	Surgical Technology (Active as of 4/19/2019)	AAS	0835	0
512603	Medication Assistant (Active as of 8/23/2021)	CP	0256	0
513901	Practical Nursing (Active)	TC	4660	32
513902	Nursing Assistant (Active as of 2/1/2008)	CP	0266	0
<b>SoSMA Totals</b>				<b>234</b>
<b><i>School of Technical and Professional Studies Business and Information Technology</i></b>				
015000	Technology & Engineering (Active as of 5/1/2015)	AS	3487	44
090702	Digital Media Production (Active as of 7/27/2012)	AAS	3395	8
090702	Digital Media Production (Active as of 7/27/2012)	TC	2395	0
090702	Digital Media Production (Active as of 4/19/2019)	CP	5395	0
110101	Computer Information Systems (Active as of 10/1/1994)	AAS	0320	22
110101	Computer Information Systems (Active as of 10/1/1994)	TC	4380	0
110101	Computer Information Systems (Active as of 7/29/2005)	CP	0018	0
111003	Cybersecurity (Active as of 1/25/2019)	TC	1113	0
111003	Cybersecurity (Active as of 1/25/2019)	CP	0125	0
220302	Paralegal Technology (Active as of 5/1/1997)	AAS	0610	6
220302	Paralegal Technology (Active as of 1/27/2017)	TC	0612	0
220302	Paralegal Technology (Active as of 1/27/2017)	CP	0611	0
510710	Medical Office Technology (Active as of 2/1/2013)	TC	2517	2
510710	Medical Office Technology (Active as of 4/19/2019)	CP	0131	0

CIP Code	Program Name	Award	Degree Code	Summer II 2024
520101	Business (Active as of 4/30/2010)	AS	0308	70
520201	Business (Active as of 10/1/1993)	AAS	0730	22
520204	Office Supervision Management (Active as of 1/27/2017)	TC	4773	0
520204	Office Supervision Management (Active as of 1/27/2017)	CP	4772	0
520301	Accounting (Active as of 10/1/1993)	TC	4260	1
520302	Accounting Technology (Active as of 2/2/2007)	CP	0045	0
520408	Office Technology (Active as of 10/1/1993)	TC	4650	0
520408	Office Technology (Active as of 2/2/2007)	CP	4383	0
520701	Entrepreneurship (Active as of 4/27/2012)	TC	2520	0
520701	Entrepreneurship (Active as of 5/1/2015)	CP	1520	0
521499	Digital Marketing (Active as of 8/23/2021)	TC	2955	0
<b><i>SoTaPS, BIT Totals</i></b>				<b>175</b>
<b><i>School of Technical and Professional Studies Culinary Arts and Hospitality</i></b>				
120501	Basic Pastry Techniques (Active as of 7/26/2013)	CP	1585	0
120501	Cake Decorating (Active as of 7/26/2013)	CP	1586	0
120501	Baking and Pastry (Active as of 10/27/2006)	TC	4585	0
120501	Baking and Pastry Arts (Active as of 2/4/2011)	AAS	5585	4
120502	Hospitality and Bar Operations (Active as of 4/19/2019)	CP	0502	0
120503	Culinary Arts (Active as of 10/27/2006)	TC	4580	0
120503	Basic Food Preparation (Active as of 7/26/2013)	CP	4581	0
120503	Dietary Management (Active as of 4/19/2019)	CP	4582	0

CIP Code	Program Name	Award	Degree Code	Summer II 2024
120503	Dietary Management (Active as of 4/19/2019)	TC	4586	0
120503	Culinary Arts (Active as of 10/27/2006)	AAS	4590	11
120504	Restaurant Operations (Active as of 7/26/2013)	CP	1668	0
470607	TC Aviation Maintenance Airframe (Active)	TC	0014	0
520901	Hospitality Management (Active as of 5/1/2015)	TC	1665	0
520901	Hospitality and Tourism (Active as of 7/26/2013)	CP	1667	0
520901	Food Purchasing (Active as of 7/26/2013)	CP	1669	0
520901	Hospitality Management (Active as of 2/1/2008)	AAS	3665	2
<b><i>SoTaPS, CAH Totals</i></b>				<b>17</b>
<b><i>School of Technical and Professional Studies Technical Sciences</i></b>				
120401	Cosmetology (Active as of 4/30/2004)	TC	4420	0
120401	Hair Care (Active as of 4/24/2020)	CP	3420	0
120410	Nail Technology (Active as of 11/4/2005)	TC	4315	0
120410	Nail Care & Skin Care (Active as of 4/24/2020)	CP	1385	0
150613	Automated Manufacturing Systems Technology (Active as of 1/27/2017)	AAS	0635	0
150613	Mechanical Systems (Active as of 1/27/2017)	TC	0634	0
150613	Mechanical Systems (Active as of 1/27/2017)	CP	4311	0
150613	Electrical Systems (Active as of 1/27/2017)	CP	4501	0
151001	Construction Management Technology (Active as of 4/25/2003)	AAS	0271	0
151001	Construction Management (Active as of 1/27/2017)	CP	0272	0
151202	Applied Electronics Technology (Active as of 7/1/1993)	AAS	0350	0

CIP Code	Program Name	Award	Degree Code	Summer II 2024
151301	Drafting & Design Technology (Active as of 4/1/1995)	AAS	0397	0
151301	Drafting & Design Technology (Active as of 4/1/1995)	TC	4490	0
151301	Drafting & Design (Active as of 4/22/2016)	CP	1153	0
309999	General Technology (Active as of 4/1/1995)	AAS	0517	4
470201	Heating, Ventilation, Air Conditioning, & Refrigeration (Active as of 5/1/1997)	AAS	0525	3
470201	Heating, Ventilation, Air Conditioning, & Refrigeration (Active)	TC	4310	0
470201	Heating, Ventilation, Air Conditioning, & Refrigeration (Active as of 7/28/2017)	CP	0805	0
470603	Collision Repair Technology (Active)	TC	4330	0
470603	Auto Painting (Active as of 1/27/2017)	CP	1470	0
470603	Auto Body and Frame Alignment (Active as of 1/27/2017)	CP	1471	0
470603	Damage Analysis and Estimation (Active as of 2/2/2007)	CP	0316	0
470604	Automotive Service Technology (Active)	TC	4355	0
470605	Diesel Technology (Active)	TC	4460	1
470607	Aviation Maintenance Airframe (Active)	TC	0014	0
470608	Aviation Maintenance (Active)	AAS	0240	0
470608	Aviation Maintenance Powerplant (Active)	TC	4360	0
470613	Diesel Technology (Active as of 2/2/2007)	CP	0321	0
150613	Machining (Active)	TC	4680	0
150613	Machining (Active as of 7/28/2017)	CP	4681	0
480508	Welding Technology (Active)	TC	4900	0
480508	Welding Technology (Active as of 5/1/1997)	CP	0336	0

CIP Code	Program Name	Award	Degree Code	Summer II 2024
490205	Tractor and Trailer Operation (Active as of 2/2/2007)	CP	4896	0
<i>SoTaPS, TEC Totals</i>				8
000000	Undeclared		0010	335
000000	Early College Students	NDEG	EARL	16
	3D Program	CTP	003D	0
<i>Overall Totals</i>				1,240

CC = Certificate of Completion  
 CP = Certificate of Proficiency  
 CGS = Certificate of General Studies  
 TC = Technical Certificate  
 AA = Associate of Arts  
 AAS = Associate of Applied Sciences  
 AGS = Associate of General Studies  
 AS = Associate of Science