



UNIVERSITY OF ARKANSAS
PULASKI TECH

2022 -2023 ANNUAL

FAST FACTS

Duplicated Enrollment

10,609

Unduplicated Enrollment

6,380

Student Semester
Credit Hours

95,472

Full-Time Equivalent
Students

3,796

Male

Nonbinary,
Transgender,
Did Not Report

Female

33.7%

4%

65.9%

Full-time
Retention
Rate

60%

Part-time
Retention
Rate

32%



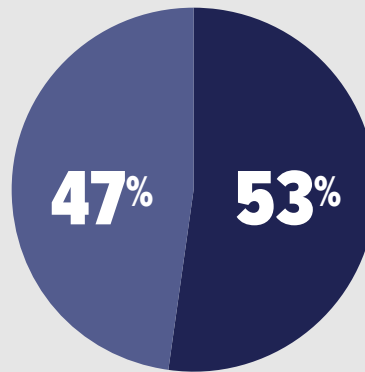
Graduates
1,041



Completions
1,852



47%
Full-time
students



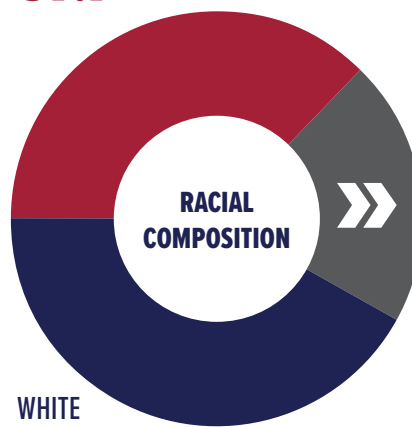
53%
Part-time
students

BLACK OR AFRICAN AMERICAN

37.7%

OTHER

22%



WHITE
40.3%



HISPANICS OF ANY RACE - **11.7%**



TWO OR MORE RACES - **4.2%**



RACE AND ETHNICITY UNKNOWN - **2.4%**




ASIAN - **1.8%**



NONRESIDENT - **1.2%**




AMERICAN INDIAN OR ALASKA NATIVE - **.5%**



NATIVE HAWAIIAN OR OTHER PACIFIC ISLANDER - **0.1%**

Graduation Rate



23%

Transfer-out Rate



12%