



UNIVERSITY OF ARKANSAS
PULASKI TECH

SPRING 2022

FAST FACTS

Credit Headcount

3,917

Student Semester
Credit Hours

40,296

Full-Time Equivalent
Students

2,686

Tuition per credit hour

\$134

Fees per credit hour

\$55

Male

1,297

33.1%

Female

2,611

66.7%



26

Average student age

91%

3,564

Degree/Certificate
seeking students



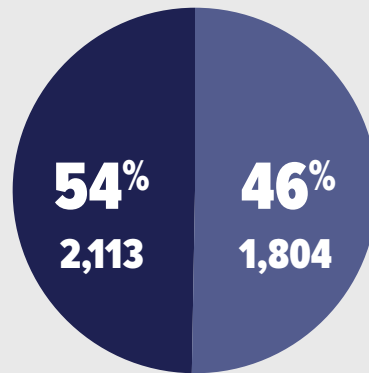
9%

353

Non-degree seeking
students



54%
2,113
Full-time
students



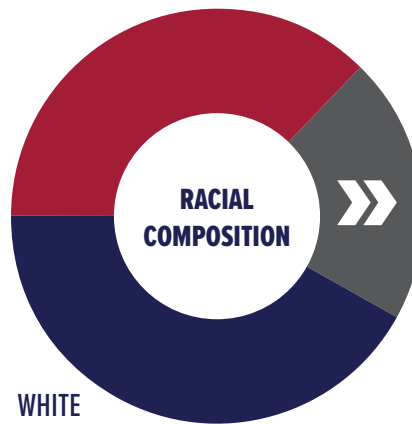
46%
1,804
Part-time
students

BLACK OR AFRICAN AMERICAN

37.3%

OTHER

20.8%



WHITE

41.9%



HISPANICS OF ANY RACE - 8.2%



RACE AND ETHNICITY UNKNOWN - 5.3%




TWO OR MORE RACES - 4.2%



ASIAN - 1.6%



AMERICAN INDIAN OR ALASKA NATIVE - 0.6%



NONRESIDENTS - 0.5%



NATIVE HAWAIIAN OR OTHER PACIFIC ISLANDER - 0.2%

Transfer Program Enrollment

2,488 **63.5%**

Career/Technical Program
Enrollment

1,066 **27.2%**

Total Budget

\$41,145,693

Percent of Unrestricted
Budget

54%