

Spring 2015 Graduate Survey

Survey Title: Graduation Survey Spring 2015







Survey Properties:

Total Respondents: 215

Survey Status: Closed

Responses By Question Analysis:

1. What are your immediate plans after graduation?

		Response Total	Response Percent
Complete another PTC degree or certificate.		30	14%
Transfer to another two-year school.		8	4%
Transfer to a four-year school.		113	53%
Continue at your current job.		18	8%
Seek a new job.		32	15%
Military Enlistment.		0	0%
*Other, please specify.		14	7%
	Total Respondents	215	100%

Conditional Question Answers:

*Please specify.

1. nursing program
2. getting a job.
3. start my own business
4. Look for work, as well as taking a few classes at PTC spring semester
5. homeschool my daughter
6. Take some time off to renovate a house.
7. Summer School w/ PTC & then attend UAMS in the fall
8. Paul Mitchell Cosmetology School
9. Transfer to Baptist Health LPN program
10. continue at current 4 year school
11. take a few more science courses to enter the nursing program
12. I found a job as a Network Analyst during school. I will continue my job as well as my education at a 4-year university
13. Nursing School at UALR
14. transfer to a 4 year college and find a new job

2. What will your major be after transferring to another school?

1. mechanical engineering
2. History & Secondary Education
3. Human Resources and Human Development
4. nursing
5. K-6 education
6. Business Management
7. UALR
8. Information Technology
9. Biology
10. Social Work
11. Nursing
12. Spanish
13. Nursing
14. nursing
15. legal studies
16. Pre-Med Biology
17. accounting
18. Business-Entrepreneurship
19. business or engineering
20. Education
21. Special Education
22. accounting
23. Bachelor of Arts in Interpretation: ASL/English
24. Art
25. nursing
26. Nursing
27. Theological Studies
28. Journalism
29. mass communication
30. Film Studies
31. Political Science and Public Administration
32. Computer Information System / Information Technology
33. Business

34. nursing
35. Nursing
36. Bachelor of Mathematics
37. Business
38. Business/Accounting
39. Nursing
40. Human Services
41. Bachelor Of Interpretation ASL/English
42. Nursing
43. Public Administration
44. Nursing
45. Respiratory Care
46. bachelor of science in nursing
47. counselor
48. nursing
49. Mass Communications
50. Early childhood education with a minor in American Sign Language
51. Astrophysics
52. Mathematics/Spanish Language
53. Anthropology
54. Nursing
55. Education
56. Fisheries and Wildlife Biology
57. Nursing RN Program
58. Criminal Justice/ Pre-Law
59. construction management
60. radiology
61. not sure yet-Business Management
62. BBA in Business
63. Sociology
64. Early childhood
65. Computer Science
66. early childhood education
67. Nursing
68. Business Administration
69. history

70. Bachelors of Nursing
71. Business
72. Major in science
73. Accounting
74. Business/Human Resource
75. Early Childhood Education
76. psychology
77. Elementary Education
78. Finance
79. ACCOUNTING
80. portriat photography certificate
81. Sociology
82. Elementary Education
83. Education emphasis in middle school english and history
84. Special education
85. Mathematics
86. Architecture
87. Kinesiology
88. Chemical Engineering
89. I am not sure. I have been thinking about Math Teacher
90. Marketing
91. Medical Laboratory Science
92. Accounting

- 93. Nursing
- 94. Education
- 95. Nursing
- 96. Professional and Technical Writing
- 97. early childhood education
- 98. rn nursing and minor in sign
- 99. Bachelor in science
- 100. Physiology
- 101. Computer Science
- 102. Art Education
- 103. criminal justice
- 104. Chemistry minor applied physics
- 105. Nursing
- 106. Nursing
- 107. Elementary Education
- 108. BSN
- 109. art
- 110. Medical Technologists
- 111. BA in Health Education

Total Respondents 111

3. Please rate your courses and studies at PTC by checking the appropriate column.

	Very Good (5 Points)	Good (4 Points)	Satisfactory (3 Points)	Poor (2 Points)	Very Poor (1 Point)	Response Total	Points	Avg
Quality of instruction -- General	45.97% (97)	39.81% (84)	13.74% (29)	0.47% (1)	0% (0)	211	910	4.31
Quality of instruction -- Major Field	48.34% (102)	38.39% (81)	11.37% (24)	1.9% (4)	0% (0)	211	914	4.33
Instructors' interest in students	49.29% (104)	34.6% (73)	14.69% (31)	1.42% (3)	0% (0)	211	911	4.32
Course content	45.28% (96)	40.09% (85)	13.21% (28)	1.42% (3)	0% (0)	212	910	4.29
Class availability	39.34% (83)	31.28% (66)	20.85% (44)	7.58% (16)	0.95% (2)	211	845	4
Class size	55.66% (118)	30.19% (64)	13.21% (28)	0% (0)	0.94% (2)	212	932	4.4
Total academic program	45.5% (96)	37.44% (79)	14.69% (31)	2.37% (5)	0% (0)	211	899	4.26
Preparation for continuing education	43.13% (91)	35.07% (74)	17.54% (37)	3.79% (8)	0.47% (1)	211	879	4.17
Preparation for employment	33.18% (70)	32.7% (69)	27.96% (59)	5.21% (11)	0.95% (2)	211	827	3.92
Total Respondents						212		
Point Average						4.22		

4. Have you taken a national certification exam?

	Response Total	Response Percent
Yes	20	9%
No	191	91%
Total Respondents		211
(skipped this question)		4

5. Please rate how effectively your program of study prepared you for the certification exam in your field of study.

	Very Good (5 Points)	Good (4 Points)	Satisfactory (3 Points)	Poor (2 Points)	Very Poor (1 Points)	Response Total	Points	Avg
Program effectiveness	45% (9)	35% (7)	20% (4)	0% (0)	0% (0)	20	85	4.25
Total Respondents						20		
Point Average						4.25		
(skipped this question)						195		



6. Choose the option that best describes your feelings about your overall educational experience at PTC.

	Very Good (5 Points)	Good (4 Points)	Satisfactory (3 Points)	Poor (2 Points)	Very Poor (1 Points)	Response Total	Points	Avg
Overall Satisfaction	54.15% (111)	31.22% (64)	11.22% (23)	3.41% (7)	0% (0)	205	894	4.36
	Total Respondents					205		
	Point Average					4.36		
	(skipped this question)					10		



7. Please rate the following by checking the appropriate column.

	Very Good (5 Points)	Good (4 Points)	Satisfactory (3 Points)	Poor (2 Points)	Very Poor (1 Points)	Response Total	Points	Avg
Academic Advising	40.8% (82)	32.34% (65)	18.91% (38)	4.98% (10)	2.99% (6)	201	810	4.03
Bookstore	28.57% (56)	33.16% (65)	29.59% (58)	6.12% (12)	2.55% (5)	196	743	3.79
Business Office	32.98% (62)	40.43% (76)	24.47% (46)	1.6% (3)	0.53% (1)	188	759	4.04
Career Services	31.07% (55)	35.03% (62)	29.38% (52)	3.39% (6)	1.13% (2)	177	693	3.92
Disability Services	38.75% (62)	36.25% (58)	23.12% (37)	1.88% (3)	0% (0)	160	659	4.12
Buildings and Grounds	41.45% (80)	36.27% (70)	19.69% (38)	2.59% (5)	0% (0)	193	804	4.17
Financial Aid	39.7% (79)	31.16% (62)	22.61% (45)	5.53% (11)	1.01% (2)	199	802	4.03
Food Services	37.29% (66)	28.25% (50)	27.12% (48)	5.65% (10)	1.69% (3)	177	697	3.94
Learning Assistance Center	41.36% (67)	31.48% (51)	24.69% (40)	2.47% (4)	0% (0)	162	667	4.12
Library	55.1% (108)	27.55% (54)	16.84% (33)	0.51% (1)	0% (0)	196	857	4.37
New Student Orientation	40.91% (72)	28.98% (51)	26.7% (47)	2.27% (4)	1.14% (2)	176	715	4.06
Parking	25.25% (51)	27.72% (56)	24.75% (50)	12.87% (26)	9.41% (19)	202	700	3.47
Personal Counseling	37.04% (60)	27.78% (45)	29.01% (47)	1.85% (3)	4.32% (7)	162	634	3.91
Registration	43.94% (87)	32.83% (65)	22.73% (45)	0.51% (1)	0% (0)	198	832	4.2
Student Activities	31.25% (55)	35.23% (62)	23.86% (42)	8.52% (15)	1.14% (2)	176	681	3.87
Testing Services	39.64% (67)	28.99% (49)	28.99% (49)	1.78% (3)	0.59% (1)	169	685	4.05
Campus Network - Availability	38.78% (76)	36.73% (72)	20.92% (41)	2.04% (4)	1.53% (3)	196	802	4.09
Campus Connect - Availability	41.75% (81)	39.18% (76)	17.01% (33)	2.06% (4)	0% (0)	194	816	4.21
	Total Respondents					204		
	Point Average					4.02		
	(skipped this question)					11		

8. Do you have a job related to your field of study at PTC?

		Response Total	Response Percent
Yes		58	28%
No		147	72%
Total Respondents		205	
		(skipped this question)	10











9. Is this job full-time or part-time?

		Response Total	Response Percent
Full		38	67%
Part		19	33%
Total Respondents		57	100%
		(skipped this question)	158

10. How well did your program(s) of study prepare you for your job?

	Very Good (5 Points)	Good (4 Points)	Satisfactory (3 Points)	Poor (2 Points)	Very Poor (1 Points)	Response Total	Points	Avg
Job Preparation	47.27% (26)	30.91% (17)	21.82% (12)	0% (0)	0% (0)	55	234	4.25
Total Respondents						55		
Point Average						4.25		
						(skipped this question)	160	

11. Please indicate your salary range in that position. We will NOT publish your name or any other identifiable information with your salary. We ask for this information in order to estimate the money-earning potential of a degree or certificate.

		Response Total	Response Percent
\$12,000-\$15,999		8	21%
\$16,000-\$19,999		3	8%
\$20,000-\$23,999		2	5%
\$24,000-\$27,999		3	8%
\$28,000-\$31,999		5	13%
\$32,000-\$35,999		5	13%
\$36,000-\$39,999		1	3%
\$40,000-\$43,999		3	8%
\$44,000-\$47,999		6	15%
\$48,000-\$51,999		0	0%
\$52,000-\$59,999		0	0%
\$60,000 or more		3	8%
Total Respondents		39	100%
		(skipped this question)	176