



Spring 2016 Graduation Survey

Survey Title: Graduation Survey Spring 2016

Survey Properties:

Total Respondents: 217
Survey Status: Closed

Responses By Question Analysis:

1. What are your immediate plans after graduation?

		Response Total	Response Percent
Complete another PTC degree or certificate.		35	17%
Transfer to another two-year school.		8	4%
Transfer to a four-year school.		108	51%
Continue at your current job.		17	8%
Seek a new job.		28	13%
Military Enlistment.		0	0%
*Other, please specify.		14	7%
Total Respondents		210	100%
(skipped this question)			7

Conditional Question Answers:

*Please specify.

1. Dental program
2. Take more classes at PTC
3. work at the DHS office
4. See what my options are at current job are put myself back on the market.
5. Start my new job that I found because of the opportunities PTC provided.
6. Apply for a nursing program.
7. maybe my own daycare
8. take CCNA 4
9. obtain employment get settled and then would like to start classes again at PTC towards Drug Addiction Counseling Certificate
10. transfer to UAMS
11. run my business
12. Change positions in current job.
13. Undecided
14. Receive a business and Master's degree in Cosmetology

2. What will your major be after transferring to another school?

1. Business
2. Bachelor's of English-Creative Writing
3. Nursing RN
4. Nursing
5. Mass Communications in Media Production
6. Nursing
7. Communications
8. Teaching mid level math history
9. Information science
10. Nursing
11. BSN
12. Registered Nursing
13. Information science
14. History
15. Nursing
16. Psychology
17. social work
18. Marketing
19. Cultural Anthropology
20. ophthalmic medical technology
21. Pre-pharmacy
22. Biology with a minor in teaching
23. Business
24. Technical Writing or Editing
25. My options are nursing or pyschology.
26. Vocal Performance
27. Undecided
28. accounting with a minor in business management
29. BSN Nursing
30. Graphic design
31. Elementary Education
32. Bachelor's of Arts in Anthropology
33. criminal addiction
34. Bachelors of Medical Science for Registered Nursing
35. Social Work
36. Nursing
37. Nursing
38. Undecided
39. Business Adminstration
40. Not exactly sure
41. Chemistry
42. Either a Bachelor of Fine Arts in Drawing or Graphic Design
43. Nursing
44. ular
45. Buiness
46. Nursing
47. Nursing(RN and BSN)
48. Business IT
49. early childhood education
50. Business
51. health services
52. Nursing
53. Childhood development
54. Registered Nursing
55. Radiology
56. Political Science
57. Psychology and counseling
58. bachelor of science in nursing
59. business management
60. Forensic Science Investigations
61. accounting
62. Digital Film Production
63. Biology/Pre-Pharmacy
64. Business
65. undecided
66. Bachelors of Nursing
67. Ultrasound
68. Psychology Major / Minor in Business
69. I will be majoring in Biology Science.
70. BBA
71. Journalism
72. Early Childhood Education
73. criminal justice
74. Cyber Security
75. Nursing

2. What will your major be after transferring to another school? (continued)

- 76. computer science
- 77. Bachelor in Nursing
- 78. My major will be Social Work.
- 79. Bachelor of Applied Science
- 80. Nursing
- 81. Business Administration
- 82. Nursing school and Nurse practitioner
- 83. Bachelor Of Science in Nursing
- 84. Computer science
- 85. Accounting
- 86. nursing
- 87. computer sciences
- 88. General Business
- 89. Social work
- 90. business administration
- 91. Business Administration
- 92. biology
- 93. Marketing
- 94. Psychology
- 95. Entrepreneurship and innovation
- 96. Nursing (BSN)
- 97. Payroll and Human Resource Management
- 98. Business Administration Management
- 99. Bachelor in early childhood
- 100. Education
- 101. Crim Justice
- 102. Health Science
- 103. Theater
- 104. Teaching or Social Work
- 105. Medical Laboratory Science

Total Respondents 105

(skipped this question) 112

3. Please rate your courses and studies at PTC by checking the appropriate column.

	Very Good (5 Points)	Good (4 Points)	Satisfactory (3 Points)	Poor (2 Points)	Very Poor (1 Points)	Response Total	Points	Avg
Quality of instruction - - General	53.62% (111) (555pts)	32.85% (68) (272pts)	10.14% (21) (63pts)	1.93% (4) (8pts)	1.45% (3) (3pts)	207	901	4.35
Quality of instruction - - Major Field	58.45% (121) (605pts)	30.92% (64) (256pts)	8.21% (17) (51pts)	0.97% (2) (4pts)	1.45% (3) (3pts)	207	919	4.44
Instructors' interest in students	53.62% (111) (555pts)	31.4% (65) (260pts)	11.11% (23) (69pts)	2.42% (5) (10pts)	1.45% (3) (3pts)	207	897	4.33
Course content	51.69% (107) (535pts)	33.82% (70) (280pts)	11.59% (24) (72pts)	1.93% (4) (8pts)	0.97% (2) (2pts)	207	897	4.33
Class availability	46.86% (97) (485pts)	24.64% (51) (204pts)	19.32% (40) (120pts)	6.76% (14) (28pts)	2.42% (5) (5pts)	207	842	4.07
Class size	63.29% (131) (655pts)	26.57% (55) (220pts)	7.73% (16) (48pts)	1.45% (3) (6pts)	0.97% (2) (2pts)	207	931	4.5
Total academic program	56.52% (117) (585pts)	32.37% (67) (268pts)	8.21% (17) (51pts)	0.48% (1) (2pts)	2.42% (5) (5pts)	207	911	4.4
Preparation for continuing education	54.59% (113) (565pts)	28.5% (59) (236pts)	10.63% (22) (66pts)	3.38% (7) (14pts)	2.9% (6) (6pts)	207	887	4.29
Preparation for employment	46.86% (97) (485pts)	27.05% (56) (224pts)	16.43% (34) (102pts)	6.28% (13) (26pts)	3.38% (7) (7pts)	207	844	4.08
	Total Respondents					207		
	Point Average					38.79		
	Point Weighted Average					4.31		
	(skipped this question)					10		

4. Have you taken a national certification exam?

	Response Total	Response Percent
Yes	25	12%
No	182	88%
Total Respondents	207	
	(skipped this question)	10

5. Please rate how effectively your program of study prepared you for the certification exam in your field of study.

	Very Good (5 Points)	Good (4 Points)	Satisfactory (3 Points)	Poor (2 Points)	Very Poor (1 Points)	Response Total	Points	Avg
Program effectiveness	64% (16) (80pts)	20% (5) (20pts)	0% (0)(0pts)	8% (2)(4pts)	8% (2)(2pts)	25	106	4.24
	Total Respondents					25		
	Point Average					4.24		
	Point Weighted Average					4.24		
	(skipped this question)					192		

6. Choose the option that best describes your feelings about your overall educational experience at PTC.

	Very Good (5 Points)	Good (4 Points)	Satisfactory (3 Points)	Poor (2 Points)	Very Poor (1 Points)	Response Total	Points	Avg
Overall Satisfaction	58.25% (120 (600pts)	26.7% (55) (220pts)	11.17% (23) (69pts)	1.46% (3) (6pts)	2.43% (5) (5pts)	206	900	4.37
	Total Respondents					206		
	Point Average					4.37		
	Point Weighted Average					4.37		
	(skipped this question)					11		



7. Please rate the following by checking the appropriate column.

	Very Good (5 Points)	Good (4 Points)	Satisfactory (3 Points)	Poor (2 Points)	Very Poor (1 Points)	Response Total	Points	Avg
Academic Advising	48.76% (98) (490pts)	24.88% (50) (200pts)	18.91% (38) (114pts)	3.48% (7) (14pts)	3.98% (8) (8pts)	201	826	4.11
Bookstore	41.62% (82) (410pts)	33.5% (66) (264pts)	19.29% (38) (114pts)	4.06% (8) (16pts)	1.52% (3) (3pts)	197	807	4.1
Business Office	43.55% (81) (405pts)	34.41% (64) (256pts)	20.43% (38) (114pts)	1.08% (2) (4pts)	0.54% (1) (1pts)	186	780	4.19
Career Services	45.35% (78) (390pts)	26.16% (45) (180pts)	25.58% (44) (132pts)	1.74% (3) (6pts)	1.16% (2) (2pts)	172	710	4.13
Disability Services	52.69% (88) (440pts)	23.35% (39) (156pts)	21.56% (36) (108pts)	1.2% (2) (4pts)	1.2% (2) (2pts)	167	710	4.25
Buildings and Grounds	55.61% (104) (520pts)	32.09% (60) (240pts)	10.7% (20) (60pts)	1.07% (2) (4pts)	0.53% (1) (1pts)	187	825	4.41
Financial Aid	52.48% (106) (530pts)	25.74% (52) (208pts)	16.83% (34) (102pts)	2.97% (6) (12pts)	1.98% (4) (4pts)	202	856	4.24
Food Services	39.13% (72) (360pts)	23.91% (44) (176pts)	25% (46) (138pts)	8.15% (15) (30pts)	3.8% (7) (7pts)	184	711	3.86
Learning Assistance Center	52.2% (83) (415pts)	24.53% (39) (156pts)	22.01% (35) (105pts)	0% (0) (0pts)	1.26% (2) (2pts)	159	678	4.26
Library	63.02% (121) (605pts)	27.6% (53) (212pts)	8.33% (16) (48pts)	0.52% (1) (2pts)	0.52% (1) (1pts)	192	868	4.52
New Student Orientation	48.59% (86) (430pts)	29.94% (53) (212pts)	15.82% (28) (84pts)	2.26% (4) (8pts)	3.39% (6) (6pts)	177	740	4.18
Parking	43.72% (87) (435pts)	24.12% (48) (192pts)	19.6% (39) (117pts)	7.54% (15) (30pts)	5.03% (10) (10pts)	199	784	3.94
Personal Counseling	46.51% (80) (400pts)	27.33% (47) (188pts)	21.51% (37) (111pts)	2.91% (5) (10pts)	1.74% (3) (3pts)	172	712	4.14
Registration	52.31% (102) (510pts)	31.28% (61) (244pts)	13.33% (26) (78pts)	1.03% (2) (4pts)	2.05% (4) (4pts)	195	840	4.31
Student Activities	39.11% (70) (350pts)	30.73% (55) (220pts)	22.91% (41) (123pts)	3.35% (6) (12pts)	3.91% (7) (7pts)	179	712	3.98
Testing Services	44.38% (75) (375pts)	34.32% (58) (232pts)	18.93% (32) (96pts)	0.59% (1) (2pts)	1.78% (3) (3pts)	169	708	4.19
Campus Network - Availability	52.91% (100) (500pts)	31.22% (59) (236pts)	10.58% (20) (60pts)	1.06% (2) (4pts)	4.23% (8) (8pts)	189	808	4.28
Campus Connect - Availability	52.66% (99) (495pts)	30.85% (58) (232pts)	12.77% (24) (72pts)	1.06% (2) (4pts)	2.66% (5) (5pts)	188	808	4.3
	Total Respondents					205		
	Point Average					67.72		
	Point Weighted Average					4.19		
	(skipped this question)					12		

8. Do you have a job related to your field of study at PTC?

		Response Total	Response Percent
Yes		75	36%
No		131	64%
Total Respondents		206	
(skipped this question)			11












9. Is this job full-time or part-time?

		Response Total	Response Percent
Full		52	70%
Part		22	30%
Total Respondents		74	100%
(skipped this question)			143

10. How well did your program(s) of study prepare you for your job?

	Very Good (5 Points)	Good (4 Points)	Satisfactory (3 Points)	Poor (2 Points)	Very Poor (1 Points)	Response Total	Points	Avg
Job Preparation	51.35% (38) (190pts)	36.49% (27) (108pts)	6.76% (5) (15pts)	4.05% (3) (6pts)	1.35% (1) (1pts)	74	320	4.32
Total Respondents						74		
Point Average						4.32		
Point Weighted Average						4.27		
(skipped this question)							143	

11. Please indicate your salary range in that position. We will NOT publish your name or any other identifiable information with your salary. We ask for this information in order to estimate the money-earning potential of a degree or certificate.

		Response Total	Response Percent
\$12,000-\$15,999		5	10%
\$16,000-\$19,999		7	14%
\$20,000-\$23,999		5	10%
\$24,000-\$27,999		6	12%
\$28,000-\$31,999		5	10%
\$32,000-\$35,999		3	6%
\$36,000-\$39,999		0	0%
\$40,000-\$43,999		2	4%
\$44,000-\$47,999		4	8%
\$48,000-\$51,999		1	2%
\$52,000-\$59,999		5	10%
\$60,000 or more		7	14%
Total Respondents		50	100%
(skipped this question)			167