

# Spring 2017 Graduation Survey

**Survey Title:** Graduation Survey Spring 2017

## Survey Properties:

**Total Respondents:** 136  
**Survey Status:** Closed

### 1. What are your immediate plans after graduation?

	Response Total	Response Percent
Complete another PTC degree or certificate.	21	19%
Transfer to another two-year school.	3	3%
Transfer to a four-year school.	53	47%
Continue at your current job.	13	12%
Seek a new job.	14	12%
Military Enlistment.	0	0%
*Other, please specify.	9	8%
<b>Total Respondents</b>	<b>113</b>	

### 2. Please rate your courses and studies at UA- PTC by checking the appropriate column.

	Very Good	Good	Satisfactory	Poor	Very Poor	Response Total	AVG
Quality of instruction -- General	48.67% (55)	37.17% (42)	14.16% (16)	0% (0)	0% (0)	113	4.35
Quality of instruction -- Major Field	54.87% (62)	27.43% (31)	15.93% (18)	1.77% (2)	0% (0)	113	4.35
Instructors' interest in students	45.13% (51)	38.05% (43)	13.27% (15)	3.54% (4)	0% (0)	113	4.25
Course content	43.36% (49)	41.59% (47)	12.39% (14)	2.65% (3)	0% (0)	113	4.26
Class availability	36.28% (41)	28.32% (32)	26.55% (30)	7.08% (8)	1.77% (2)	113	3.9
Class size	51.33% (58)	34.51% (39)	13.27% (15)	0.88% (1)	0% (0)	113	4.36
Total academic program	46.9% (53)	39.82% (45)	12.39% (14)	0.88% (1)	0% (0)	113	4.33
Preparation for continuing education	46.02% (52)	34.51% (39)	15.04% (17)	4.42% (5)	0% (0)	113	4.22
Preparation for employment	36.28% (41)	32.74% (37)	23.89% (27)	5.31% (6)	1.77% (2)	113	3.96
						<b>Total Respondents</b>	<b>113</b>
					(skipped this question)		23

**3.** Choose the option that best describes your feelings about your overall educational experience at UA- PTC.

	<b>Very Good</b>	<b>Good</b>	<b>Satisfactory</b>	<b>Poor</b>	<b>Very Poor</b>	<b>Response Total</b>
Overall Satisfaction	49.07% (53)	38.89% (42)	10.19% (11)	1.85% (2)	0% (0)	<b>108</b>
	<b>Total Respondents</b>					<b>108</b>
	<b>Point Average</b>					<b>4.35</b>
	(skipped this question)					28

**4.** Have you taken a national certification exam?

		<b>Response Total</b>	<b>Response Percent</b>
Yes		<b>14</b>	<b>12%</b>
No		<b>98</b>	<b>88%</b>
	<b>Total Respondents</b>	<b>112</b>	
	(skipped this question)	24	

**5.** Please rate how effectively your program of study prepared you to take the certification exam(s) you have taken.

	<b>Very Good</b>	<b>Good</b>	<b>Satisfactory</b>	<b>Poor</b>	<b>Very Poor</b>	<b>Response Total</b>
Program effectiveness	42.86% (6)	28.57% (4)	28.57% (4)	0% (0)	0% (0)	<b>14</b>
	<b>Total Respondents</b>					<b>14</b>
	<b>Point Average</b>					<b>4.14</b>

**6.** Please rate the following by checking the appropriate column.

	<b>Very Good</b>	<b>Good</b>	<b>Satisfactory</b>	<b>Poor</b>	<b>Very Poor</b>	<b>N/A</b>	<b>Response Total</b>	<b>Avg</b>
Academic Advising	34.26% (37)	26.85% (29)	23.15% (25)	11.11% (12)	0% (0)	4.63% (5)	<b>103</b>	<b>3.88</b>
Bookstore	26.85% (29)	25.93% (28)	33.33% (36)	9.26% (10)	3.7% (4)	0.93% (1)	<b>107</b>	<b>3.64</b>
Business Office	29.91% (32)	35.51% (38)	19.63% (21)	3.74% (4)	0.93% (1)	10.28% (11)	<b>96</b>	<b>4.00</b>
Career Services	17.59% (19)	16.67% (18)	16.67% (18)	5.56% (6)	0% (0)	43.52% (47)	<b>61</b>	<b>3.82</b>
Disability Services	13.89% (15)	9.26% (10)	11.11% (12)	0.93% (1)	1.85% (2)	62.96% (68)	<b>40</b>	<b>3.88</b>
Buildings and Grounds	42.06% (45)	34.58% (37)	14.95% (16)	1.87% (2)	0% (0)	6.54% (7)	<b>100</b>	<b>4.25</b>
Financial Aid	37.96% (41)	31.48% (34)	17.59% (19)	4.63% (5)	1.85% (2)	6.48% (7)	<b>101</b>	<b>4.06</b>
Food Services	27.78% (30)	25.93% (28)	19.44% (21)	0.93% (1)	1.85% (2)	24.07% (26)	<b>82</b>	<b>4.01</b>
Learning Assistance Center	21.5% (23)	14.95% (16)	8.41% (9)	2.8% (3)	0% (0)	52.34% (56)	<b>51</b>	<b>4.16</b>
Library	38.89% (42)	30.56% (33)	12.96% (14)	0.93% (1)	0% (0)	16.67% (18)	<b>90</b>	<b>4.29</b>
New Student Orientation	21.9% (23)	18.1% (19)	20% (21)	1.9% (2)	0.95% (1)	37.14% (39)	<b>66</b>	<b>3.92</b>
Parking	21.3% (23)	22.22% (24)	31.48% (34)	14.81% (16)	6.48% (7)	3.7% (4)	<b>104</b>	<b>3.38</b>
Personal Counseling	22.22% (24)	12.96% (14)	19.44% (21)	5.56% (6)	0% (0)	39.81% (43)	<b>65</b>	<b>3.86</b>
Registration	39.62% (42)	29.25% (31)	20.75% (22)	4.72% (5)	1.89% (2)	3.77% (4)	<b>102</b>	<b>4.04</b>
Student Activities	25.93% (28)	23.15% (25)	16.67% (18)	3.7% (4)	0.93% (1)	29.63% (32)	<b>76</b>	<b>3.99</b>
Testing Services	31.43% (33)	23.81% (25)	25.71% (27)	0% (0)	0% (0)	19.05% (20)	<b>85</b>	<b>4.07</b>
Campus Network - Availability	33.33% (36)	38.89% (42)	18.52% (20)	2.78% (3)	3.7% (4)	2.78% (3)	<b>105</b>	<b>3.98</b>
Campus Connect - Availability	33.96% (36)	38.68% (41)	19.81% (21)	3.77% (4)	2.83% (3)	0.94% (1)	<b>105</b>	<b>3.98</b>
	<b>Total Respondents</b>						<b>108</b>	
	(skipped this question)						28	

**7.** Do you have a job related to your field of study at UA- PTC?

		Response Total	Response Percent
Yes		30	28%
No		78	72%
<b>Total Respondents</b>		<b>108</b>	











**8.** Is this job full-time or part-time?

		Response Total	Response Percent
Full		22	76%
Part		7	24%
<b>Total Respondents</b>		<b>29</b>	

**9.** How well did your program(s) of study prepare you for your job?

	Very Good	Good	Satisfactory	Poor	Very Poor	Response Total
Job Preparation	41.94% (13)	35.48% (11)	19.35% (6)	3.23% (1)	0% (0)	<b>31</b>
<b>Total Respondents</b>						<b>31</b>
<b>Point Average</b>						<b>4.16</b>

**10.** Please indicate your salary range in that position. We will NOT publish your name or any other identifying information with your salary. We ask for this information in order to estimate the money-earning potential of a degree or certificate.

		Response Total	Response Percent
\$12,000-\$15,999		1	5%
\$28,000-\$31,999		5	23%
\$44,000-\$47,999		1	5%
\$16,000-\$19,999		2	9%
\$32,000-\$35,999		3	14%
\$48,000-\$51,999		2	9%
\$20,000-\$23,999		2	9%
\$36,000-\$39,999		1	5%
\$52,000-\$55,999		0	0%
\$24,000-\$27,999		4	18%
\$40,000-\$43,999		0	0%
\$60,000 or more		1	5%
<b>Total Respondents</b>		<b>22</b>	