



Spring 2018 Graduation Survey

Survey Title: Graduation Survey Spring 2018

Survey Properties:

Total Respondents: 224
Survey Status: Closed

Responses By Question Analysis:

1. What are your immediate plans after graduation?

| | | Response Total | Response Percent |
|---|--|---------------------------|-----------------------------|
| Complete another PTC degree or certificate. | | 35 | 17% |
| Transfer to another two-year school. | | 8 | 4% |
| Transfer to a four-year school. | | 108 | 51% |
| Continue at your current job. | | 17 | 8% |
| Seek a new job. | | 28 | 13% |
| Military Enlistment. | | 0 | 0% |
| *Other, please specify. | | 14 | 7% |
| | | Total Respondents | 210 |
| | | (skipped this question) | 14 |

Conditional Question Answers:

*Please specify.

1. not sure
2. get a job
3. work
4. Transfer to UAMS
5. Apply for a nursing program.
6. undecided
7. not sure
8. transfer somewhere
9. apply to dental program
10. hopefully get promoted
11. Unsure
12. OTA
13. nursing
14. get another degree here in allied health

2. What will your major be after transferring to another school?

- | | |
|---------------------------|-------------------------------|
| 1. Computer Science | 39. Chemistry |
| 2. English | 40. Unsure |
| 3. Nursing | 41. Chemistry |
| 4. Nursing | 42. Graphic Design |
| 5. Business | 43. Nursing |
| 6. Nursing | 44. Fine Arts |
| 7. Communications | 45. Economics |
| 8. Teaching | 46. Nursing |
| 9. Teaching | 47. Programming |
| 10. Nursing | 48. Cyber Security |
| 11. Art | 49. Culinary |
| 12. Sociology | 50. Business |
| 13. English | 51. Health sciences |
| 14. History | 52. Nursing |
| 15. Nursing | 53. Nursing |
| 16. Psychology | 54. Medical Field |
| 17. Political Science | 55. Political Science |
| 18. Business/Marketing | 56. Social Work |
| 19. Cultural Anthropology | 57. Business |
| 20. Med school | 58. Nursing |
| 21. Biology | 59. Law |
| 22. Business | 60. Business |
| 23. Business | 61. Performing Arts |
| 24. Teaching | 62. Health Sciences |
| 25. Pysch | 63. Business |
| 26. Graphic Art | 64. Nursing |
| 27. Accounting | 65. Undecided |
| 28. English | 66. Business |
| 29. Nursing | 67. Biology |
| 30. Graphic design | 68. Criminal Justice |
| 31. Elementary Education | 69. Technical Writing |
| 32. Statistics | 70. Early Childhood Education |
| 33. Social Work | 71. Psychology |
| 34. Nursing | 72. Computer Science |
| 35. Sociology | 73. Nursing |
| 36. Nursing | |
| 37. Nursing | |
| 38. Programming | |

2. What will your major be after transferring to another school? (continued)

- 76. engineering
- 77. Teacher Education
- 78. Business
- 79. Math teacher
- 80. fine arts
- 81. Business
- 82. Education
- 83. Psychology
- 84. English
- 85. Teaching
- 86. education

Total Respondents 86

3. Please rate your courses and studies at UA- PTC by checking the appropriate column.

| | Very Good (5 Points) | Good (4 Points) | Satisfactory (3 Points) | Poor (2 Points) | Very Poor (1 Points) | Response Total | Points | Avg |
|---|---------------------------------|----------------------------|------------------------------------|----------------------------|---|---------------------------|---------------|-------------|
| Quality of instruction - - General | 53.62% (111) (555pts) | 32.85% (68) (272pts) | 10.14% (24) (72pts) | 1.93% (4) (8pts) | 1.45% (3) (3pts) | 210 | 910 | 4.33 |
| Quality of instruction - - Major Field | 58.45% (121) (605pts) | 30.92% (64) (256pts) | 8.21% (20) (60pts) | 0.97% (2) (4pts) | 1.45% (3) (3pts) | 210 | 928 | 4.42 |
| Instructors' interest in students | 53.62% (111) (555pts) | 31.4% (65) (260pts) | 11.11% (26) (78pts) | 2.42% (5) (10pts) | 1.45% (3) (3pts) | 210 | 906 | 4.31 |
| Course content | 51.69% (107) (535pts) | 33.82% (70) (280pts) | 11.59% (27) (81pts) | 1.93% (4) (8pts) | 0.97% (2) (2pts) | 210 | 906 | 4.31 |
| Class availability | 46.86% (97) (485pts) | 24.64% (51) (204pts) | 19.32% (43) (129pts) | 6.76% (14) (28pts) | 2.42% (5) (5pts) | 210 | 851 | 4.05 |
| Class size | 63.29% (131) (655pts) | 26.57% (55) (220pts) | 7.73% (19) (57pts) | 1.45% (3) (6pts) | 0.97% (2) (2pts) | 210 | 940 | 4.48 |
| Total academic program | 56.52% (117) (585pts) | 32.37% (67) (268pts) | 8.21% (20) (60pts) | 0.48% (1) (2pts) | 2.42% (5) (5pts) | 210 | 920 | 4.38 |
| Preparation for continuing education | 54.59% (113) (565pts) | 28.5% (59) (236pts) | 10.63% (25) (75pts) | 3.38% (7) (14pts) | 2.9% (6) (6pts) | 210 | 896 | 4.27 |
| Preparation for employment | 46.86% (97) (485pts) | 27.05% (56) (224pts) | 16.43% (37) (111pts) | 6.28% (13) (26pts) | 3.38% (7) (7pts) | 210 | 853 | 4.06 |
| | | | | | | Total Respondents | 210 | |

(skipped this question) 14

4. Have you taken a national certification exam?

| | Response Total | Response Percent |
|--------------------------|---------------------------|-----------------------------|
| Yes | 25 | 12% |
| No | 185 | 88% |
| Total Respondents | 210 | |

(skipped this question) 14

5. Please rate how effectively your program of study prepared you for the certification exam in your field of study.

| | Very Good (5 Points) | Good (4 Points) | Satisfactory (3 Points) | Poor (2 Points) | Very Poor (1 Points) | Response Total | Points | Avg |
|-----------------------|---|----------------------------|------------------------------------|----------------------------|---------------------------------|---------------------------|---------------|-------------|
| Program effectiveness | 64% (16) (80pts) | 20% (5) (20pts) | 0% (0)(0pts) | 8% (2)(4pts) | 8% (2)(2pts) | 25 | 106 | 4.24 |
| | | | | | | Total Respondents | 25 | |
| | | | | | | Point Average | 4.24 | |

6. Choose the option that best describes your feelings about your overall educational experience at UA- PTC.

| | Very Good (5 Points) | Good (4 Points) | Satisfactory (3 Points) | Poor (2 Points) | Very Poor (1 Points) | Response Total | Points | Avg |
|----------------------|---------------------------------|----------------------------|------------------------------------|----------------------------|---------------------------------|---------------------------|---------------|-------------|
| Overall Satisfaction | 58.25% (120 (600pts) | 26.7% (55) (220pts) | 11.17% (27) (81pts) | 1.46% (3) (6pts) | 2.43% (5) (5pts) | 210 | 912 | 4.34 |
| | Total Respondents | | | | | 210 | | |
| | (skipped this question) | | | | | 14 | | |

7. Please rate the following by checking the appropriate column.

| | Very Good (5 Points) | Good (4 Points) | Satisfactory (3 Points) | Poor (2 Points) | Very Poor (1 Points) | Response Total | Points | Avg |
|-------------------------------|---------------------------------|----------------------------|------------------------------------|----------------------------|---------------------------------|---------------------------|---------------|-------------|
| Academic Advising | 48.76% (98) (490pts) | 24.88% (50) (200pts) | 18.91% (47) (141pts) | 3.48% (7) (14pts) | 3.98% (8) (8pts) | 210 | 853 | 4.06 |
| Bookstore | 41.62% (82) (410pts) | 33.5% (66) (264pts) | 19.29% (39) (117pts) | 4.06% (8) (16pts) | 1.52% (3) (3pts) | 198 | 810 | 4.09 |
| Business Office | 43.55% (81) (405pts) | 34.41% (64) (256pts) | 20.43% (42) (126pts) | 1.08% (2) (4pts) | 0.54% (1) (1pts) | 190 | 792 | 4.17 |
| Career Services | 45.35% (78) (390pts) | 26.16% (45) (180pts) | 25.58% (47) (141pts) | 1.74% (3) (6pts) | 1.16% (2) (2pts) | 175 | 719 | 4.11 |
| Disability Services | 52.69% (88) (440pts) | 23.35% (39) (156pts) | 21.56% (39) (117pts) | 1.2% (2) (4pts) | 1.2% (2) (2pts) | 170 | 719 | 4.23 |
| Buildings and Grounds | 55.61% (104) (520pts) | 32.09% (60) (240pts) | 10.7% (23) (69pts) | 1.07% (2) (4pts) | 0.53% (1) (1pts) | 190 | 834 | 4.39 |
| Financial Aid | 52.48% (106) (530pts) | 25.74% (52) (208pts) | 16.83% (37) (111pts) | 2.97% (6) (12pts) | 1.98% (4) (4pts) | 205 | 865 | 4.23 |
| Food Services | 39.13% (72) (360pts) | 23.91% (44) (176pts) | 25% (46) (138pts) | 8.15% (17) (34pts) | 3.8% (7) (7pts) | 186 | 715 | 3.84 |
| Learning Assistance Center | 52.2% (83) (415pts) | 24.53% (39) (156pts) | 22.01% (36) (108pts) | 0% (0) (0pts) | 1.26% (2) (2pts) | 160 | 681 | 4.26 |
| Library | 63.02% (121) (605pts) | 27.6% (53) (212pts) | 8.33% (19) (57pts) | 0.52% (1) (2pts) | 0.52% (1) (1pts) | 195 | 877 | 4.50 |
| New Student Orientation | 48.59% (86) (430pts) | 29.94% (53) (212pts) | 15.82% (28) (84pts) | 2.26% (4) (8pts) | 3.39% (6) (6pts) | 177 | 740 | 4.18 |
| Parking | 43.72% (87) (435pts) | 24.12% (48) (192pts) | 19.6% (39) (117pts) | 7.54% (15) (30pts) | 5.03% (10) (10pts) | 199 | 784 | 3.94 |
| Personal Counseling | 46.51% (80) (400pts) | 27.33% (47) (188pts) | 21.51% (37) (111pts) | 2.91% (5) (10pts) | 1.74% (3) (3pts) | 172 | 712 | 4.14 |
| Registration | 52.31% (102) (510pts) | 31.28% (61) (244pts) | 13.33% (31) (93pts) | 1.03% (2) (4pts) | 2.05% (4) (4pts) | 200 | 855 | 4.28 |
| Student Activities | 39.11% (70) (350pts) | 30.73% (55) (220pts) | 22.91% (42) (126pts) | 3.35% (6) (12pts) | 3.91% (7) (7pts) | 180 | 715 | 3.97 |
| Testing Services | 44.38% (75) (375pts) | 34.32% (58) (232pts) | 18.93% (32) (96pts) | 0.59% (1) (2pts) | 1.78% (3) (3pts) | 169 | 708 | 4.19 |
| Campus Network - Availability | 52.91% (100) (500pts) | 31.22% (59) (236pts) | 10.58% (30) (90pts) | 1.06% (2) (4pts) | 4.23% (8) (8pts) | 199 | 838 | 4.21 |
| Campus Connect - Availability | 52.66% (99) (495pts) | 30.85% (58) (232pts) | 12.77% (24) (72pts) | 1.06% (2) (4pts) | 2.66% (5) (5pts) | 198 | 808 | 4.3 |
| | Total Respondents | | | | | 210 | | |
| | (skipped this question) | | | | | 14 | | |

8. Do you have a job related to your field of study at UA- PTC?

| | | Response Total | Response Percent |
|--------------------------|---|---------------------------|-----------------------------|
| Yes |  | 75 | 36% |
| No |  | 135 | 64% |
| Total Respondents | | 210 | |
| | | (skipped this question) | 14 |












9. Is this job full-time or part-time?

| | | Response Total | Response Percent |
|--------------------------|---|---------------------------|-----------------------------|
| Full |  | 52 | 70% |
| Part |  | 23 | 30% |
| Total Respondents | | 75 | 100% |

10. How well did your program(s) of study prepare you for your job?

| | Very Good (5 Points) | Good (4 Points) | Satisfactory (3 Points) | Poor (2 Points) | Very Poor (1 Points) | Response Total | Points | Avg |
|--------------------------|---------------------------------|----------------------------|------------------------------------|----------------------------|-------------------------------------|---------------------------|---------------|-------------|
| Job Preparation | 51.35% (38) (190pts) | 36.49% (27) (108pts) | 6.76% (6) (18pts) | 4.05% (3) (6pts) | 1.35% (1) (1pts) | 75 | 323 | 4.31 |
| Total Respondents | | | | | | 75 | | |

11. Please indicate your salary range in that position. We will NOT publish your name or any other identifiable information with your salary. We ask for this information in order to estimate the money-earning potential of a degree or certificate.

| | | Response Total | Response Percent |
|--------------------------|---|---------------------------|-----------------------------|
| \$12,000-\$15,999 |  | 5 | 10% |
| \$16,000-\$19,999 |  | 7 | 14% |
| \$20,000-\$23,999 |  | 10 | 10% |
| \$24,000-\$27,999 |  | 6 | 12% |
| \$28,000-\$31,999 |  | 5 | 10% |
| \$32,000-\$35,999 |  | 3 | 6% |
| \$36,000-\$39,999 | | 0 | 0% |
| \$40,000-\$43,999 |  | 2 | 4% |
| \$44,000-\$47,999 |  | 4 | 8% |
| \$48,000-\$51,999 |  | 1 | 2% |
| \$52,000-\$59,999 |  | 5 | 10% |
| \$60,000 or more |  | 7 | 14% |
| Total Respondents | | 55 | 100% |