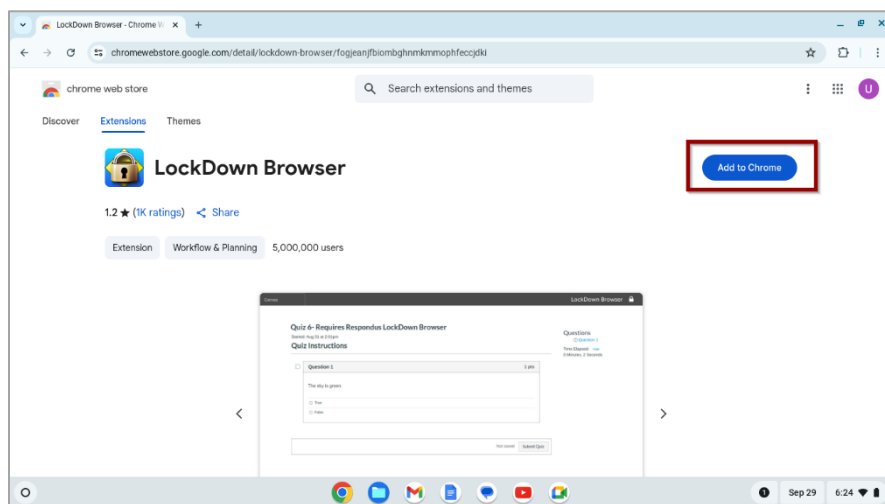


Instructions for Taking Tests Using a Chromebook through a Lockdown Browser and Respondus Monitor.

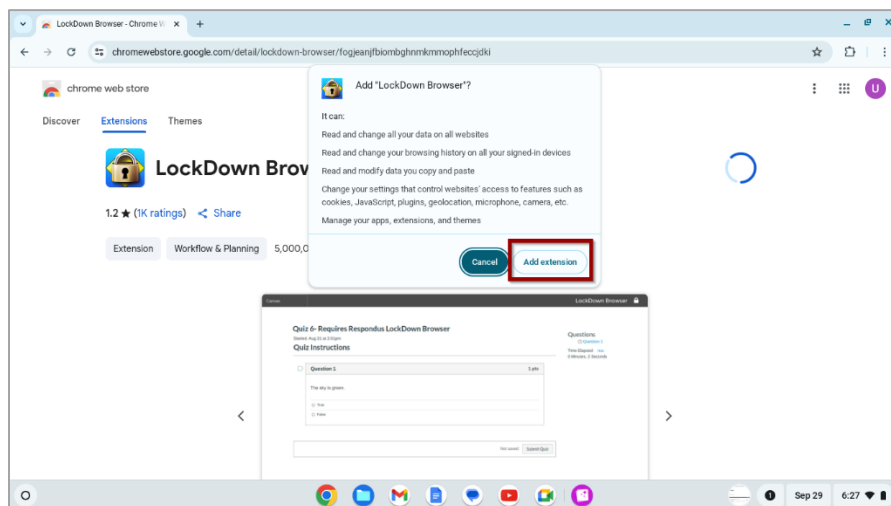
Yes, it works if the Chromebook is the student's personal Chromebook (or he or she has permission to install the extension).

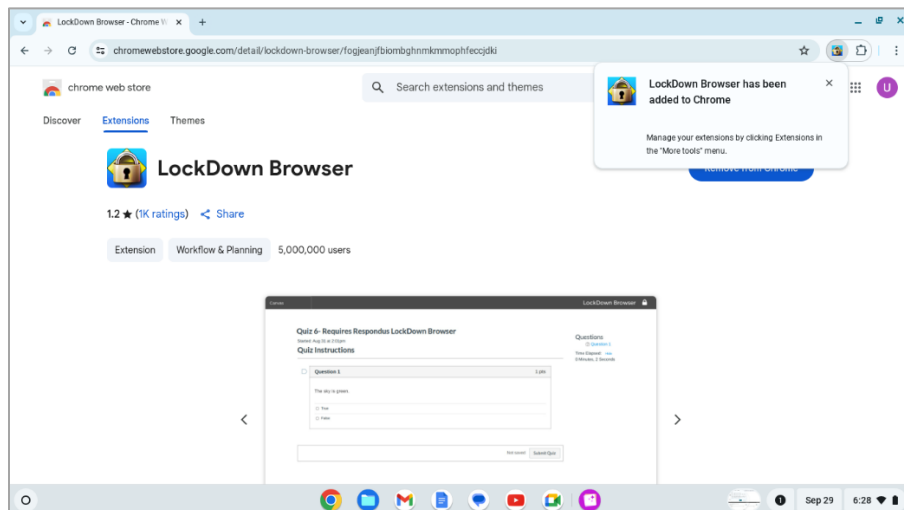
Please follow these steps:

1. Go to **download** the Chrome extension from the UAPTC Lockdown Browser download link: <https://download.respondus.com/lockdown/download.php?id=536417073>

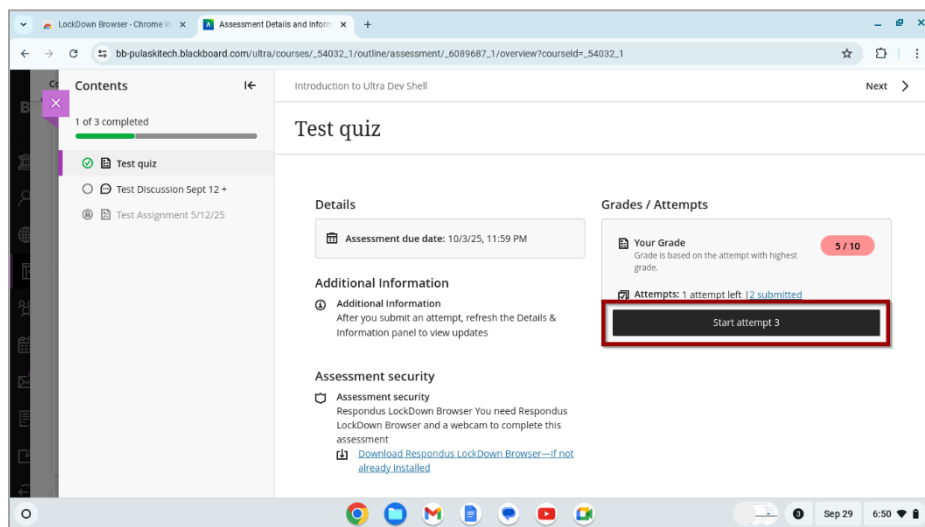


2. **Install** the Chromebook extension following this video: <https://www.youtube.com/watch?v=EJoBx6HrZak>

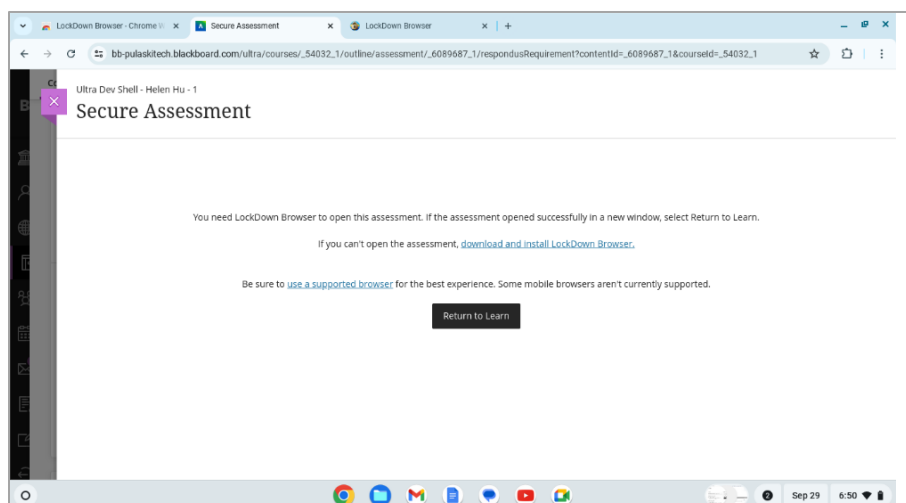




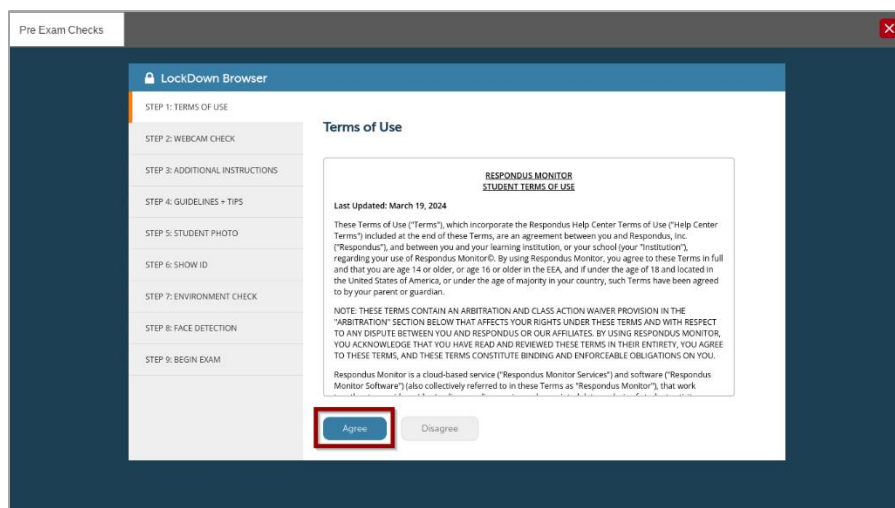
3. Log in to the Blackboard course to complete a **practice test** that the student's instructor set up. He or she will need to learn how it works, for example, by closing all other applications open on the computer, before taking the real test. If he or she sees this page in the practice test, please click on "Start attempt".



Then, the student will see the following page and follow the instructions provided on it.



Note: If you see the following screen, it means the assessment (LockDown Browser) has opened successfully. Click on “Agree” and follow the steps to complete the practice test.



4. Log in to the Blackboard course **to take the actual test** during the specific required time slot.

Additional Information: <https://support.respondus.com/hc/en-us/articles/4409604344731-Can-a-Chromebook-be-used-with-LockDown-Browser-and-Respondus-Monitor-Higher-Ed>

Can a Chromebook be used with LockDown

Browser and Respondus Monitor? (Higher Ed)

A Chromebook extension for LockDown Browser is available for exams delivered in Canvas, Blackboard Learn, D2L Brightspace, Schoology, and Moodle. This solution is for student-owned and also managed devices. The LockDown Browser Chromebook extension also supports Respondus Monitor (except in Schoology), an automated proctoring system used at over 1,000 colleges and universities. The Server ...

support.respondus.com