

## Learn a new language with pronunciator

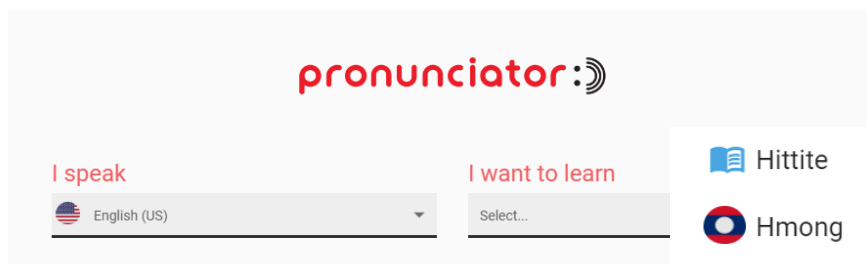
**Pronunciator** is a language learning program for computers and mobile devices. It features custom lessons for occupations such as chef, teacher, nurse, truck driver and many more.

To access **pronunciator**, start on the **UA-PTC Libraries** homepage: <http://www.uaptc.edu/library>.

- Click on the **Databases** button.
- Select **pronunciator** from the alphabetical list.

Create a free account to access all learning modules in **pronunciator**.

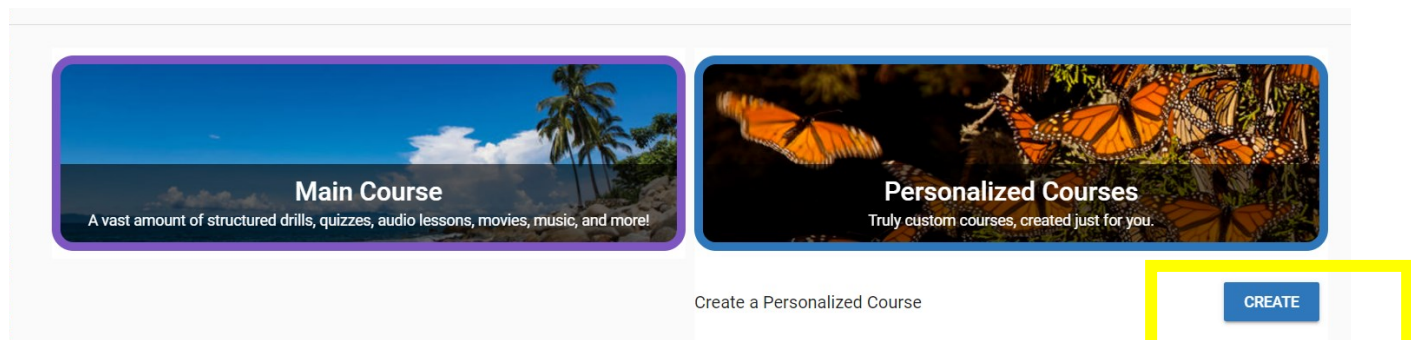
Use a current email address where you can receive the confirmation email.



The screenshot shows the pronunciator interface. At the top, the logo "pronunciator" is displayed with a speaker icon. Below the logo, there are two main sections: "I speak" and "I want to learn". Under "I speak", there is a dropdown menu currently set to "English (US)". Under "I want to learn", there is a "Select..." button. To the right of these sections, there is a list of languages with corresponding flags: Hittite (blue book icon), Hmong (red and blue circular icon), Hopi (blue book icon), and Hungarian (Hungarian flag icon).

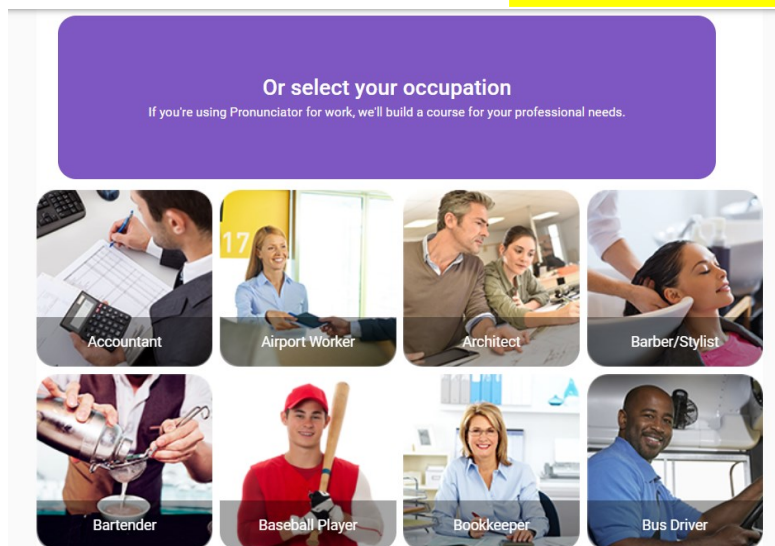
Select the language you speak and the language you want to learn. Languages with full color flags have full programs. Languages with blue books have only grammar and translation modules.

**Pronunciator** has special programs for Occupational settings. To access these, select **Personalized Courses** and click the **Create** button.




The screenshot shows two main course options: "Main Course" and "Personalized Courses". The "Main Course" option is described as "A vast amount of structured drills, quizzes, audio lessons, movies, music, and more!". The "Personalized Courses" option is described as "Truly custom courses, created just for you." Below the "Personalized Courses" option, there is a "Create a Personalized Course" button, which is highlighted with a yellow border. To the right of this button, there is a "CREATE" button, also highlighted with a yellow border.

Scroll down to the **occupation** options and select the option that most closely matches your area of interest.

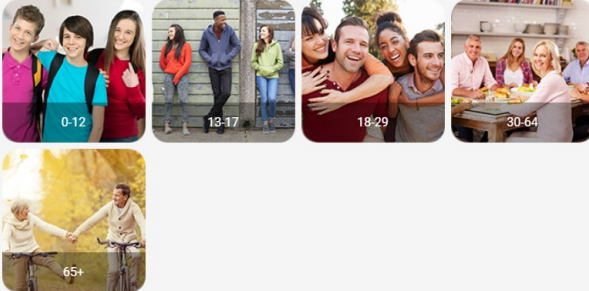


The screenshot shows a section titled "Or select your occupation" with the subtitle "If you're using Pronunciator for work, we'll build a course for your professional needs." Below this, there is a grid of eight images representing different occupations: Accountant, Airport Worker, Architect, Barber/Stylist, Bartender, Baseball Player, Bookkeeper, and Bus Driver.

What is your skill level?



What is your age range?



How many weeks do you want the course to last?

4  52

How many new phrases each day?

4  20

More drills or more quizzes?

Drills  Quizzes

Personalize your course by selecting your skill level, age, length of course and number of new phrases each day.

**Drills** will help you to practice language skills while **Quizzes** will evaluate your learning.



Selecting your **learning goals'** priorities shapes the program to the language skills you want to focus on: Speaking, Understanding, Reading, or Writing.

What are your learning goals?  
Select your priorities. 1 is most important, 4 is least important.

Speaking: 1 2 3 4

Understanding: 1 2 3 4

Reading: 1 2 3 4

Writing: 1 2 3 4

Would you like to receive a daily reminder via email?  
(This is optional, and is simply a way to help keep you on track with your learning goals. You can discontinue the reminders at any time.)

Yes  No

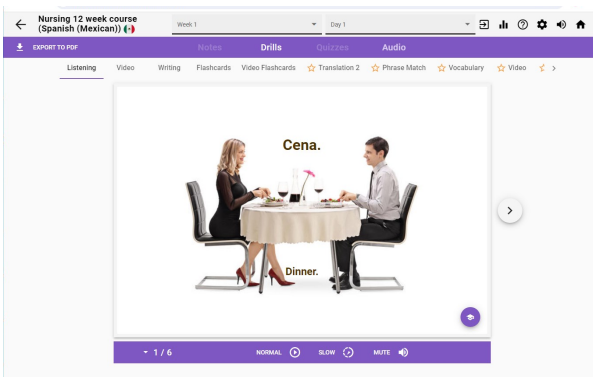
Email:

Your email address will not be shared with any third party, and will only be used to send a daily reminder until you choose to discontinue the reminders.

Finally, give your course a name!  
(examples: 6-month comprehensive; 1-month travel focus; 1 year healthcare immersion.)

Course Name

Select daily email reminders and give your personalized course a name.



Begin learning!